



LINDEN
— RESIDENCES —

FLOOR PLANS

STUDIO TYPE - A



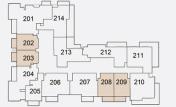
SUITE AREA SQ.M :
33.83 TO 38.55
BALCONY AREA SQ.M :
5.00 TO 10.48
TOTAL AREA SQ.M :
39.01 TO 48.87

SUITE AREA SQ.FT :
364.14 TO 414.95
BALCONY AREA SQ.FT :
53.82 TO 112.81
TOTAL AREA SQ.FT :
419.90 TO 526.03

1ST FLOOR



2ND & 3RD TYPICAL FLOOR



4TH FLOOR



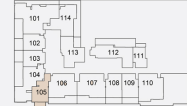
STUDIO TYPE - B



SUITE AREA SQ.M :
37.15 TO 37.21
BALCONY AREA SQ.M :
5.61
TOTAL AREA SQ.M :
42.76 TO 42.82

SUITE AREA SQ.FT :
399.88 TO 400.53
BALCONY AREA SQ.FT :
60.39
TOTAL AREA SQ.FT :
460.26 TO 460.91

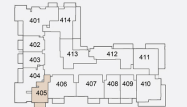
1ST FLOOR



2ND & 3RD TYPICAL FLOOR



4TH FLOOR



1 BEDROOM TYPE - A



SUITE AREA SQ.M :
62.90 TO 63.28
BALCONY AREA SQ.M :
6.36 TO 20.56
TOTAL AREA SQ.M :
69.29 TO 83.54

SUITE AREA SQ.FT :
677.05 TO 681.14
BALCONY AREA SQ.FT :
68.46 TO 221.31
TOTAL AREA SQ.FT :
745.83 TO 899.22

1ST FLOOR



2ND & 3RD TYPICAL FLOOR



4TH FLOOR



1 BEDROOM TYPE - B



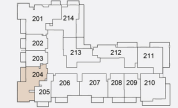
SUITE AREA SQ.M :
64.90 TO 68.84
BALCONY AREA SQ.M :
7.67 TO 21.57
TOTAL AREA SQ.M :
76.49 TO 86.47

SUITE AREA SQ.FT :
698.58 TO 740.99
BALCONY AREA SQ.FT :
82.56 TO 232.18
TOTAL AREA SQ.FT :
823.33 TO 930.76

1ST FLOOR



2ND & 3RD TYPICAL FLOOR



4TH FLOOR

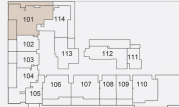


2 BEDROOM TYPE - A

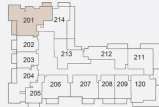
SUITE AREA SQ.M :	SUITE AREA SQ.FT :
98.39 TO 98.53	1059.06 TO 1060.57
BALCONY AREA SQ.M :	BALCONY AREA SQ.FT :
11.42 TO 35.30	122.92 TO 379.97
TOTAL AREA SQ.M :	TOTAL AREA SQ.FT :
109.95 TO 133.69	1183.49 TO 1439.03



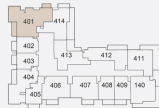
1ST FLOOR



2ND & 3RD TYPICAL FLOOR



4TH FLOOR



2 BEDROOM TYPE - B

SUITE AREA SQ.M :	SUITE AREA SQ.FT :
89.38	962.08
BALCONY AREA SQ.M :	BALCONY AREA SQ.FT :
82.97	893.08
TOTAL AREA SQ.M :	TOTAL AREA SQ.FT :
172.35	1855.16



5TH FLOOR

