



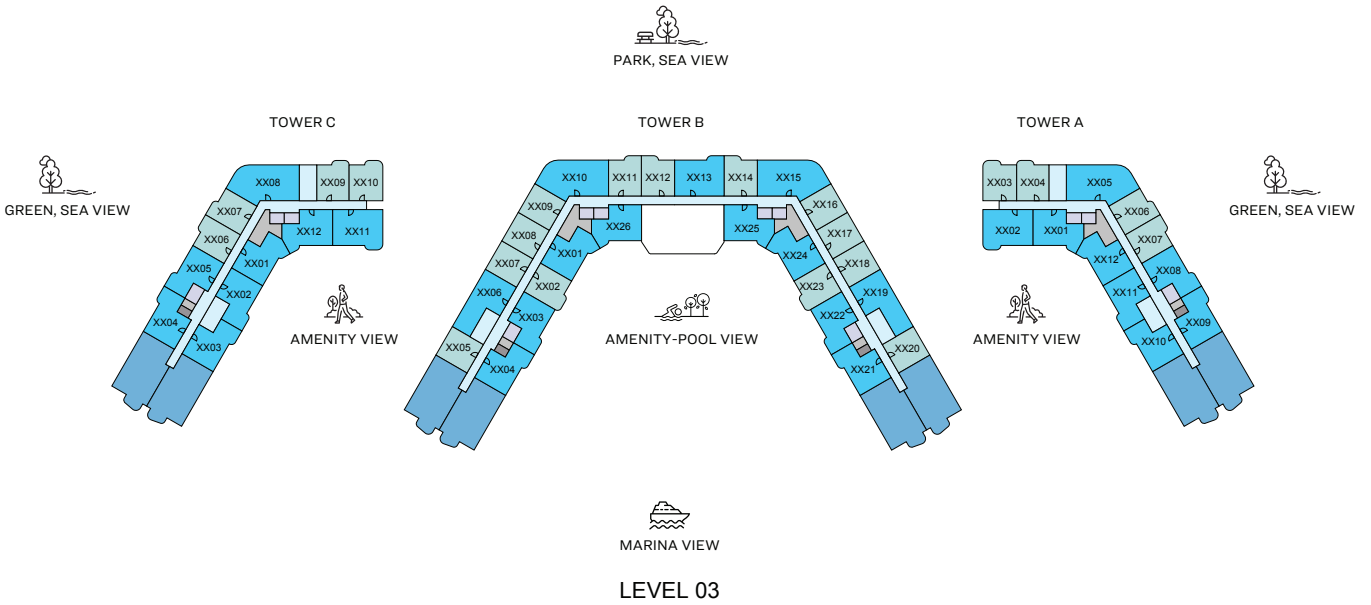
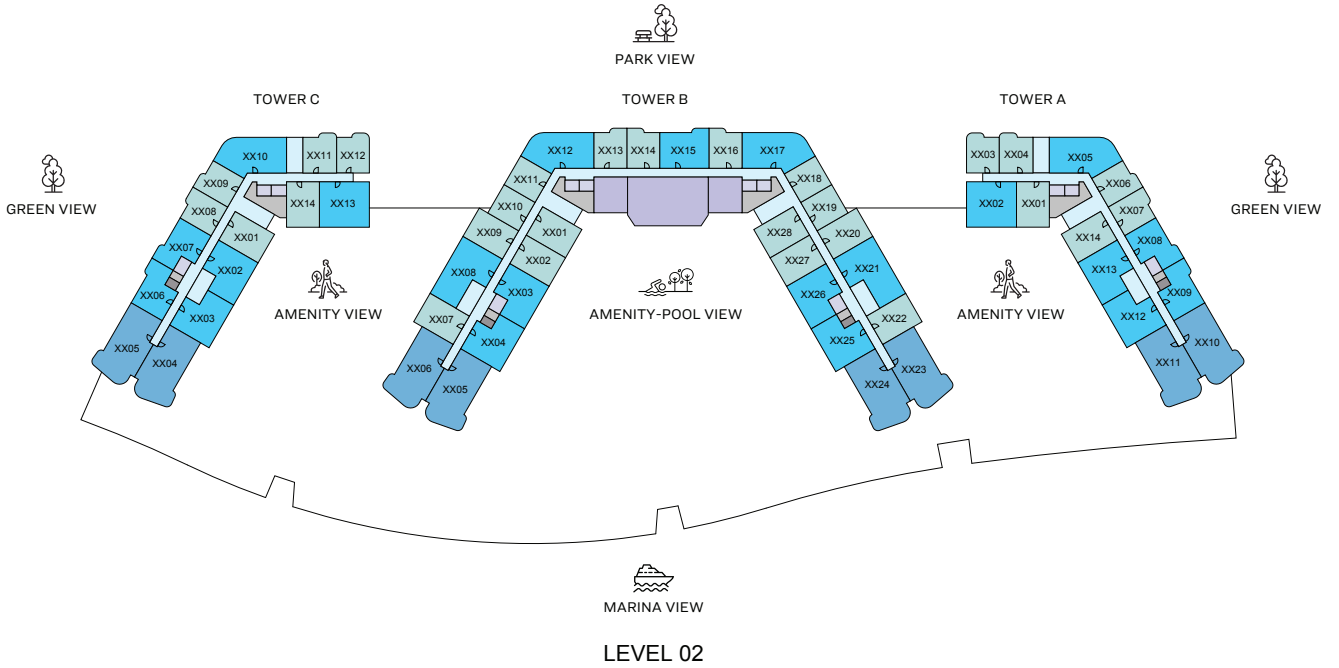
MARINA RESIDENCES

SOBHA
Sinjya Island

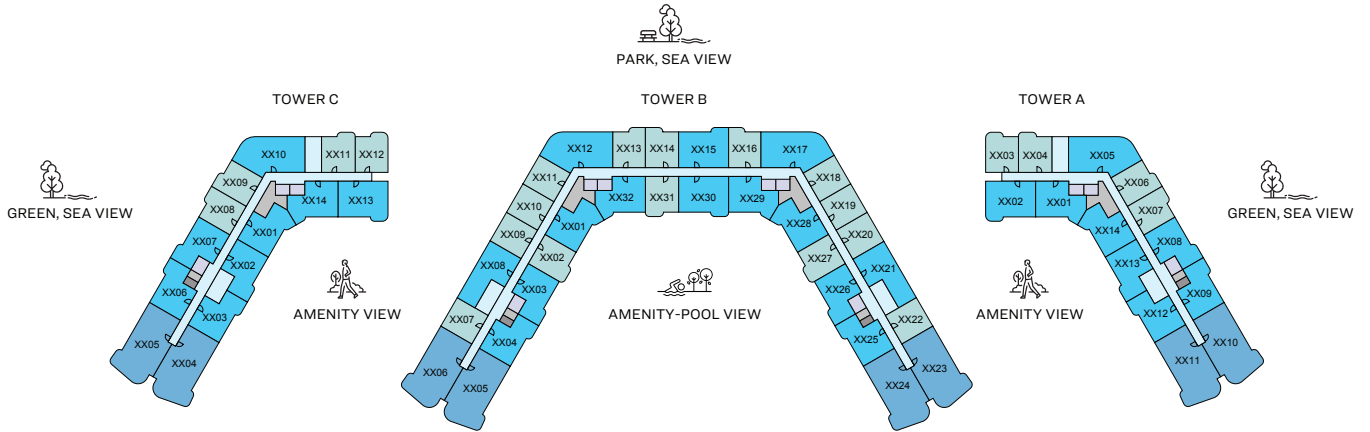
FLOOR AND UNIT PLANS

BAYSIDE

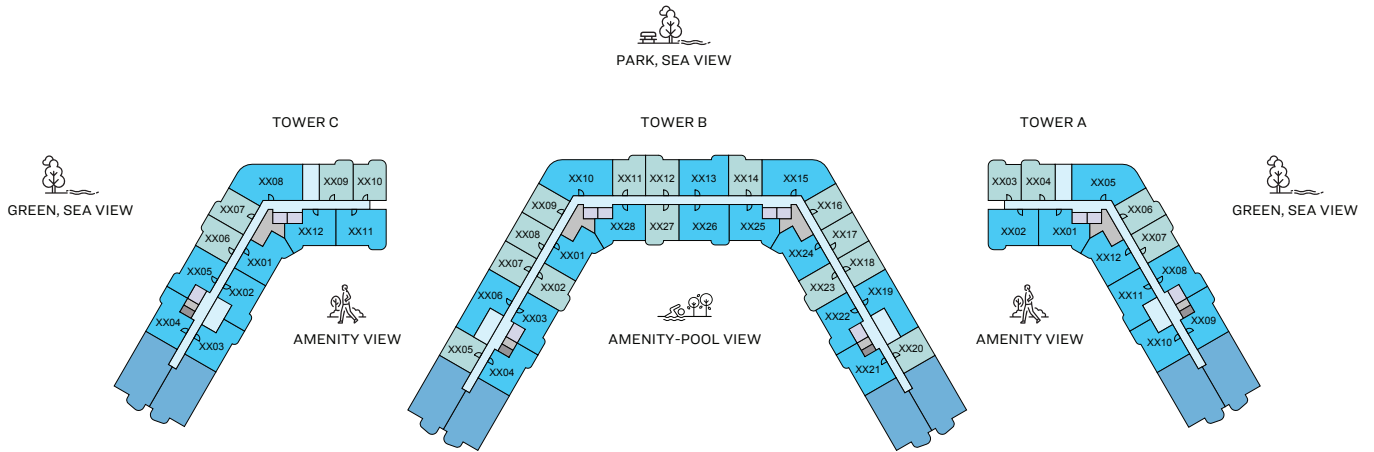
MARINA RESIDENCES



- 1 BED UNIT
- 3 BED UNIT
- CIRCULATION
- SERVICES
- AMENITIES
- 2 BED UNIT
- PARKING
- GARBAGE
- LIFT

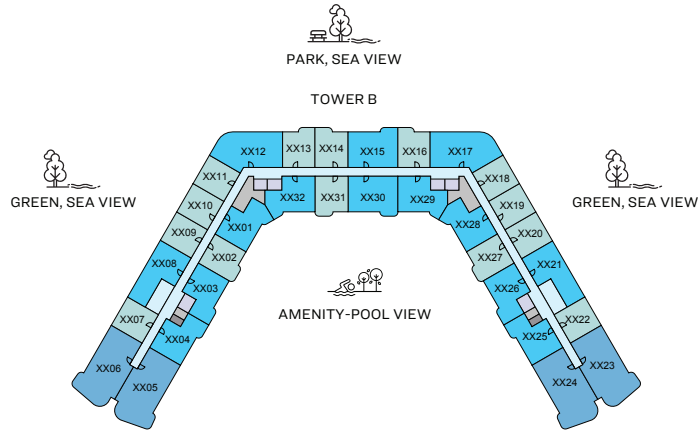


MARINA VIEW
LEVEL 04, 06

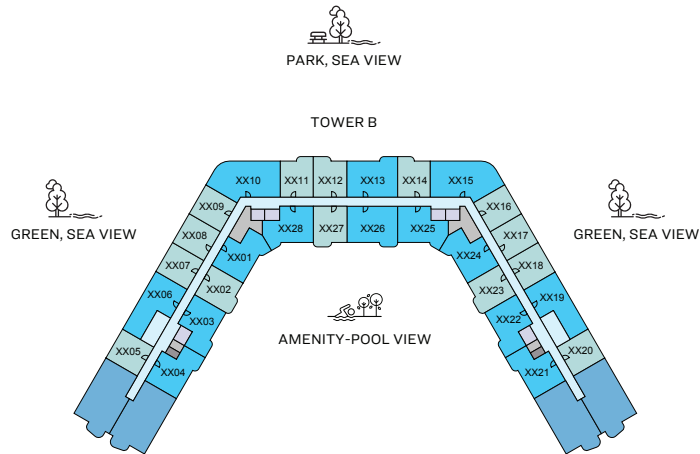


MARINA VIEW
LEVEL 05, 07

- | | | | | |
|--|--|---|--|---|
| 1 BED UNIT | 3 BED UNIT | CIRCULATION | SERVICES | AMENITIES |
| 2 BED UNIT | PARKING | GARBAGE | LIFT | |

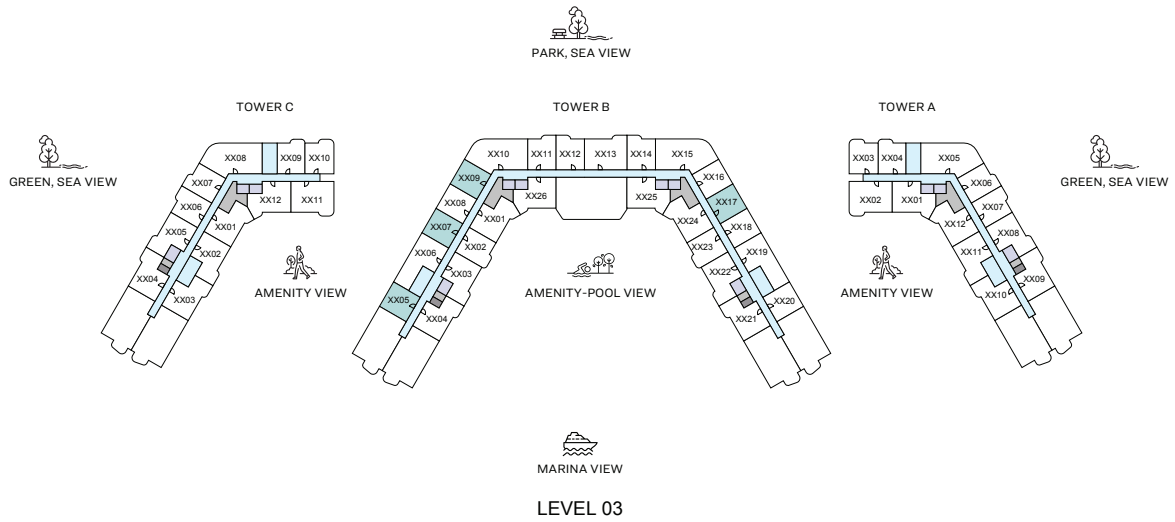
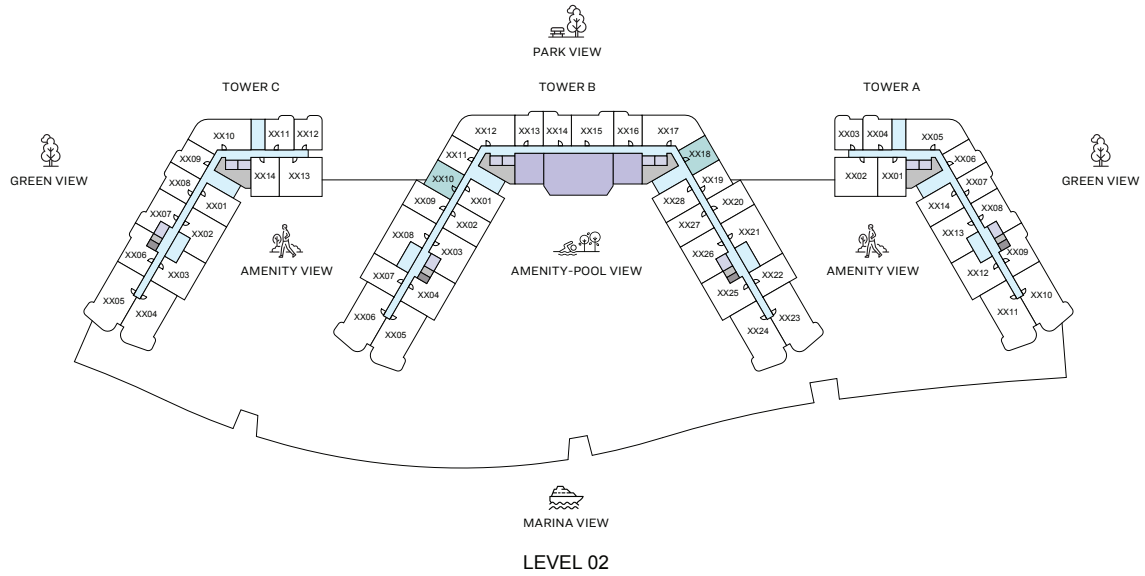


MARINA VIEW
LEVEL 08



MARINA VIEW
LEVEL 09

- | | | | | |
|---|---|--|---|--|
| 1 BED UNIT | 3 BED UNIT | CIRCULATION | SERVICES | AMENITIES |
| 2 BED UNIT | PARKING | GARBAGE | LIFT | |



1

BEDROOM APARTMENT

TYPE A

(with powder room + balcony)

TOTAL SALEABLE AREA

SUITE RANGE = 465.11 - 466.18 SQ.FT.

BALCONY = 48.11 SQ.FT.

TOTAL RANGE = 513.22 - 514.30 SQ.FT.

List of unit numbers with this unit plan:

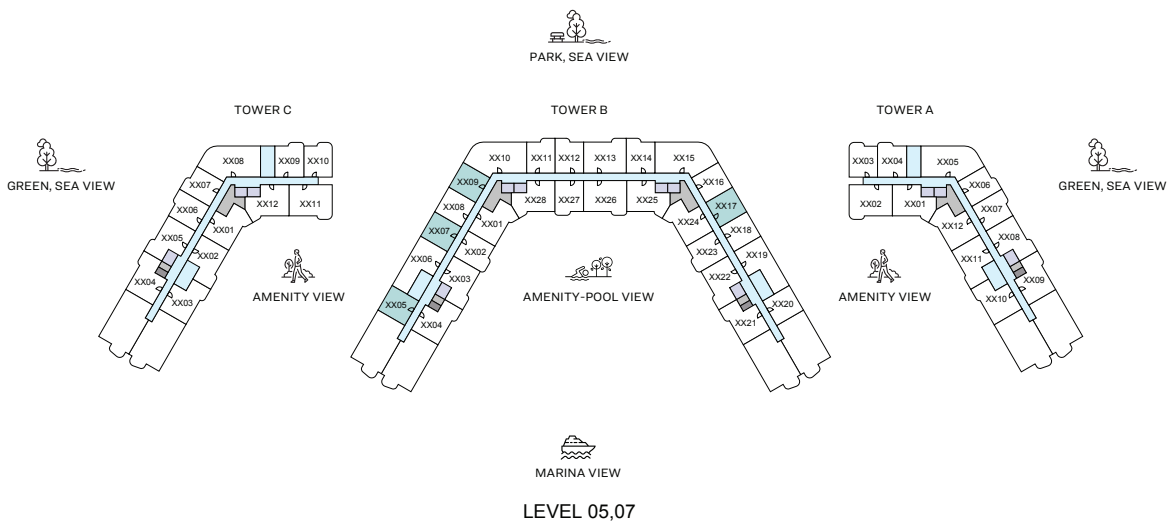
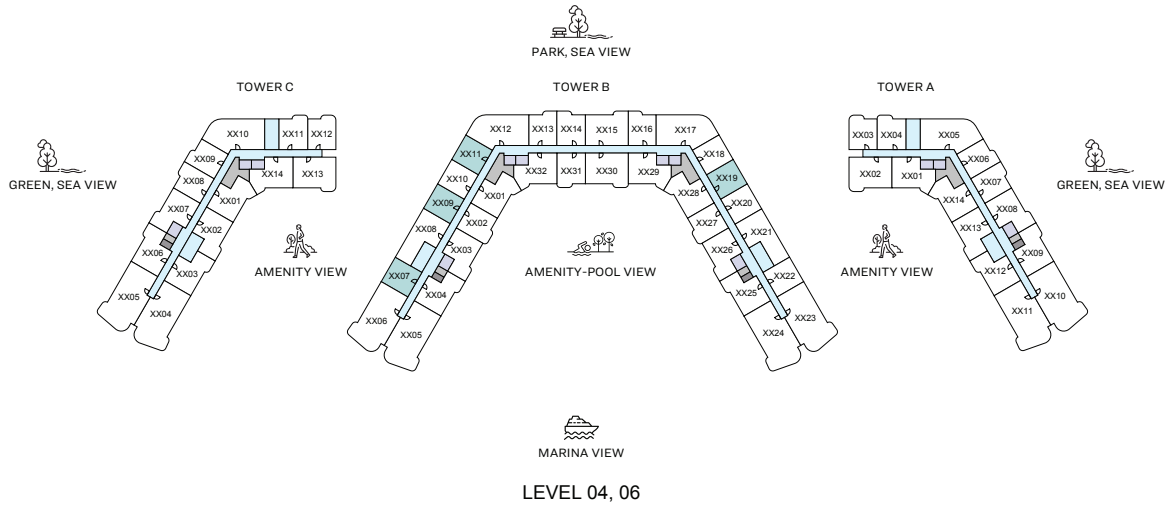
VIEWS

Park View
B-210, B-218

Amenity, Sea View
B-305

Amenity, Sea View, Park view
B-307, B-407, B-409, B-505, B-507, B-509, B-517,
B-607, B-609, B-611, B-619, B-705, B-707, B-709, B-717,
B-807, B-809, B-811, B-819, B-905, B-907, B-909, B-917

Park, Sea View
B-309, B-317, B-411, B-419



1

BEDROOM APARTMENT

TYPE A

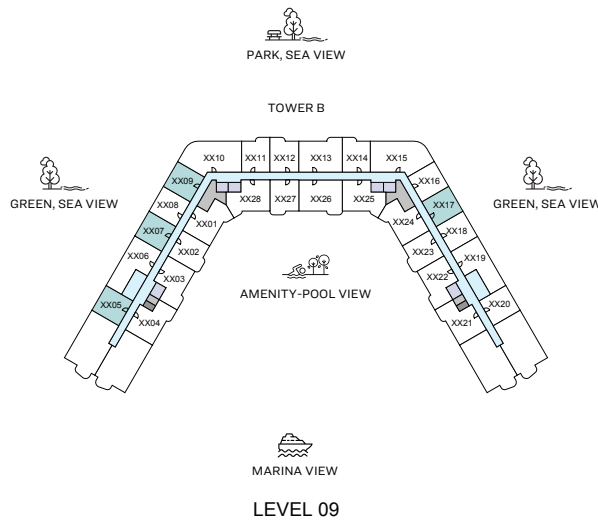
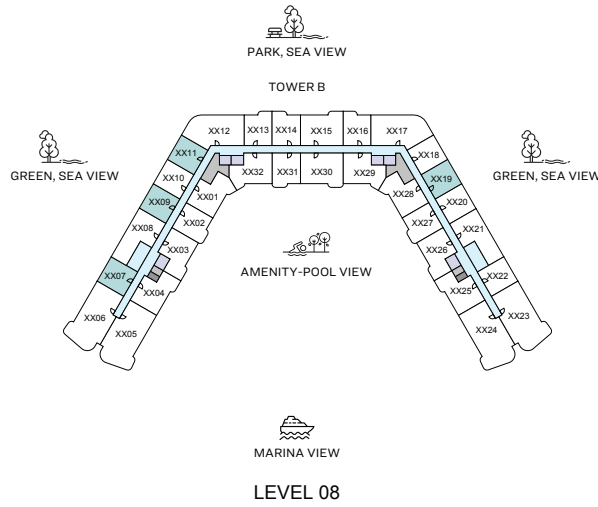
(with powder room + balcony)

TOTAL SALEABLE AREA
 SUITE RANGE = 465.11 - 466.18 SQ.FT.
 BALCONY = 48.11 SQ.FT.
 TOTAL RANGE = 513.22 - 514.30 SQ.FT.

List of unit numbers with this unit plan:

- VIEWS**
- Park View
B-210, B-218
 - Amenity, Sea View
B-305
 - Amenity, Sea View, Park view
B-307, B-407, B-409, B-505, B-507, B-509, B-517,
B-607, B-609, B-611, B-619, B-705, B-707, B-709, B-717,
B-807, B-809, B-811, B-819, B-905, B-907, B-909, B-917
 - Park, Sea View
B-309, B-317, B-411, B-419

Disclaimer: 1. All dimensions are in metric, measured to wall finishes. 2. All materials, dimensions & drawings are approximate. 3. Information is subject to change without notice, at developer's absolute discretion. 4. Actual area may vary from the stated area. 5. Drawing are not to scale. 6. All images used are for illustrative purpose only and do not represent the actual size, features, specifications, fittings and furnishings. 7. The developer reserves the right to make revisions/ alterations, at its absolute discretion, without any liability whatsoever.



1

BEDROOM
APARTMENT

TYPE A

(with powder room + balcony)

TOTAL SALEABLE AREA

SUITE RANGE = 465.11 - 466.18 SQ.FT.

BALCONY = 48.11 SQ.FT.

TOTAL RANGE = 513.22 - 514.30 SQ.FT.

List of unit numbers with this unit plan:

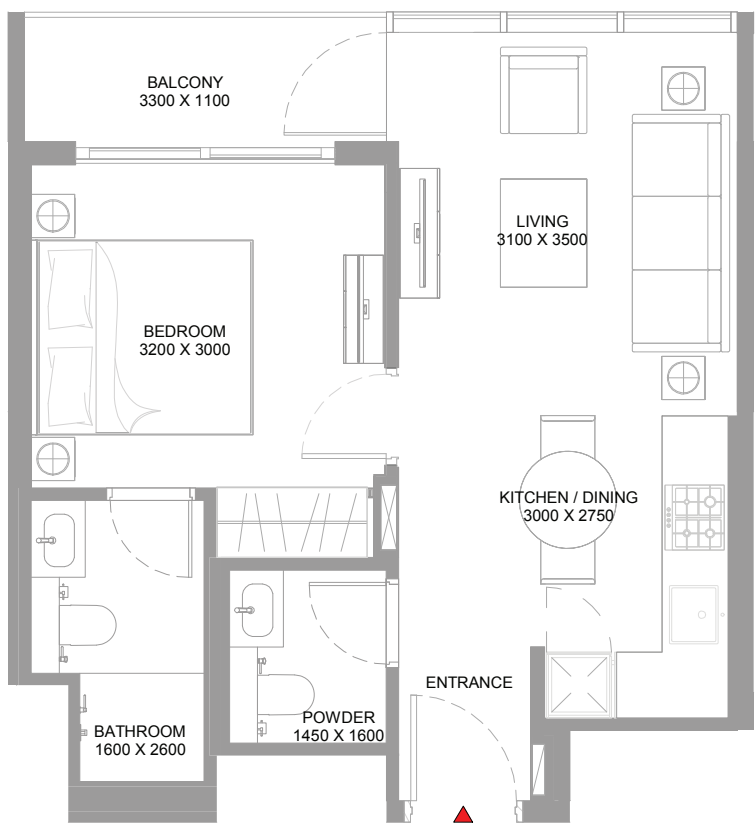
VIEWS

Park View
B-210, B-218

Amenity, Sea View
B-305

Amenity, Sea View, Park view
B-307, B-407, B-409, B-505, B-507, B-509, B-517,
B-607, B-609, B-611, B-619, B-705, B-707, B-709, B-717,
B-807, B-809, B-811, B-819, B-905, B-907, B-909, B-917

Park, Sea View
B-309, B-317, B-411, B-419



1

BEDROOM
APARTMENT

TYPE A

(with powder room + balcony)

TOTAL SALEABLE AREA
 SUITE RANGE = 465.11 - 466.18 SQ.FT.
 BALCONY = 48.11 SQ.FT.
 TOTAL RANGE = 513.22 - 514.30 SQ.FT.

List of unit numbers with this unit plan:

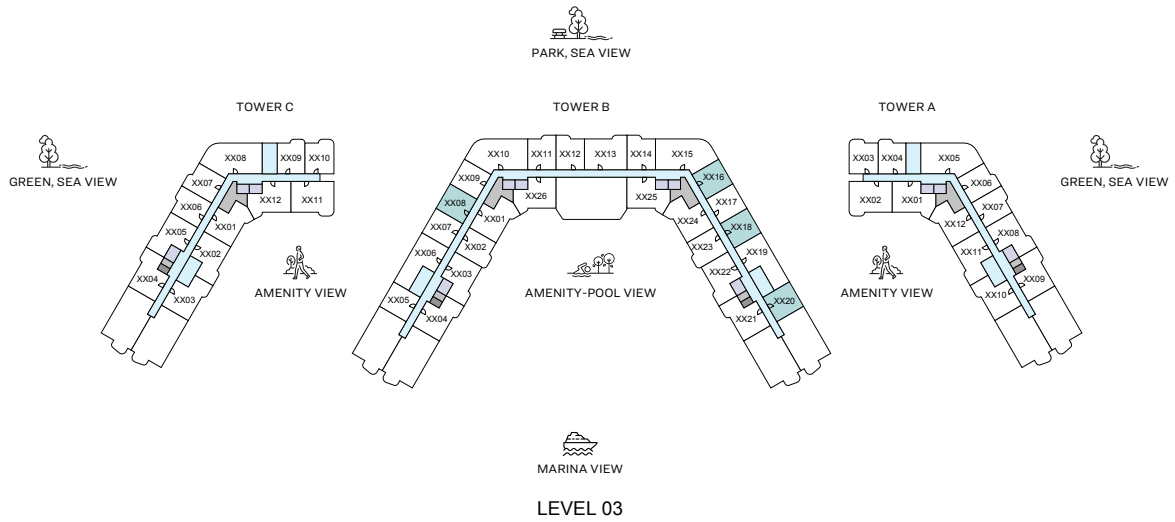
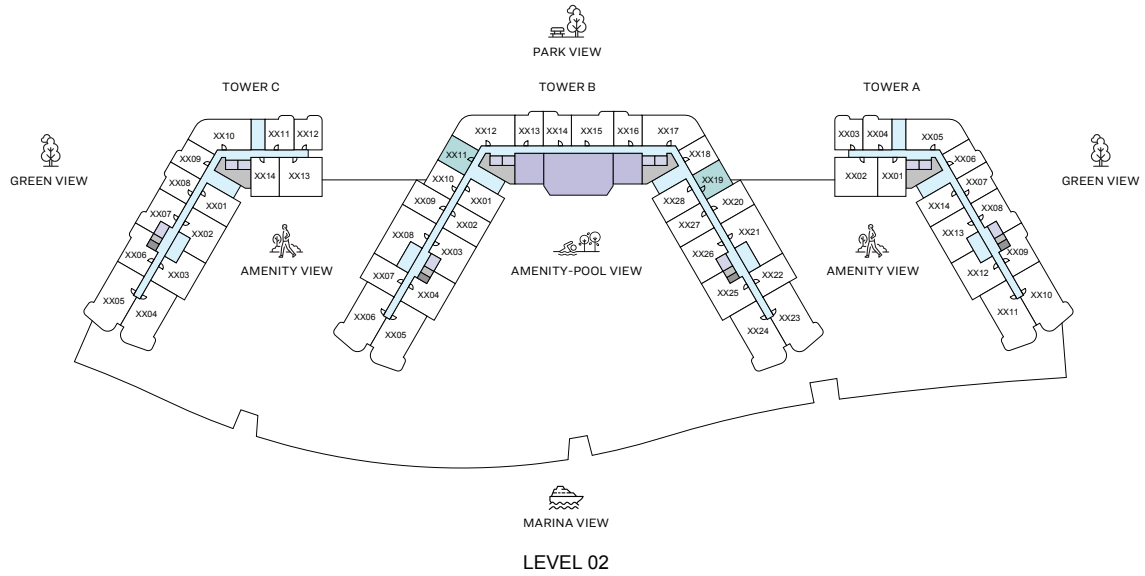
VIEWS

Park View
 B-210, B-218

Amenity, Sea View
 B-305

Amenity, Sea View, Park view
 B-307, B-407, B-409, B-505, B-507, B-509, B-517,
 B-607, B-609, B-611, B-619, B-705, B-707, B-709, B-717,
 B-807, B-809, B-811, B-819, B-905, B-907, B-909, B-917

Park, Sea View
 B-309, B-317, B-411, B-419



1

BEDROOM APARTMENT

TYPE A VARIANT 1

(with powder room + balcony)

TOTAL SALEABLE AREA

SUITE RANGE = 465.11 - 466.29 SQ.FT.

BALCONY = 48.11 SQ.FT.

TOTAL RANGE = 513.22 - 514.41 SQ.FT.

List of unit numbers with this unit plan:

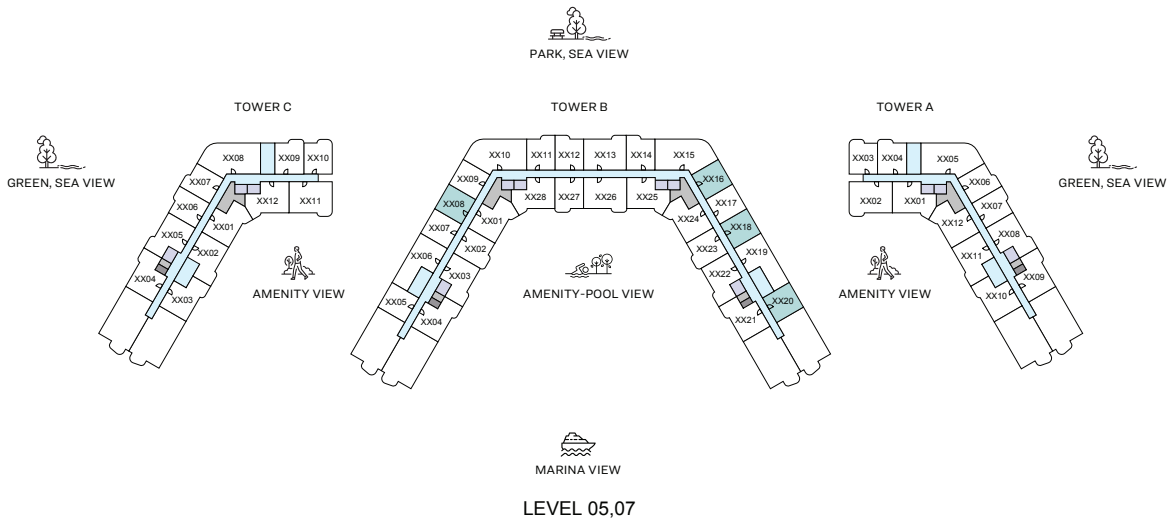
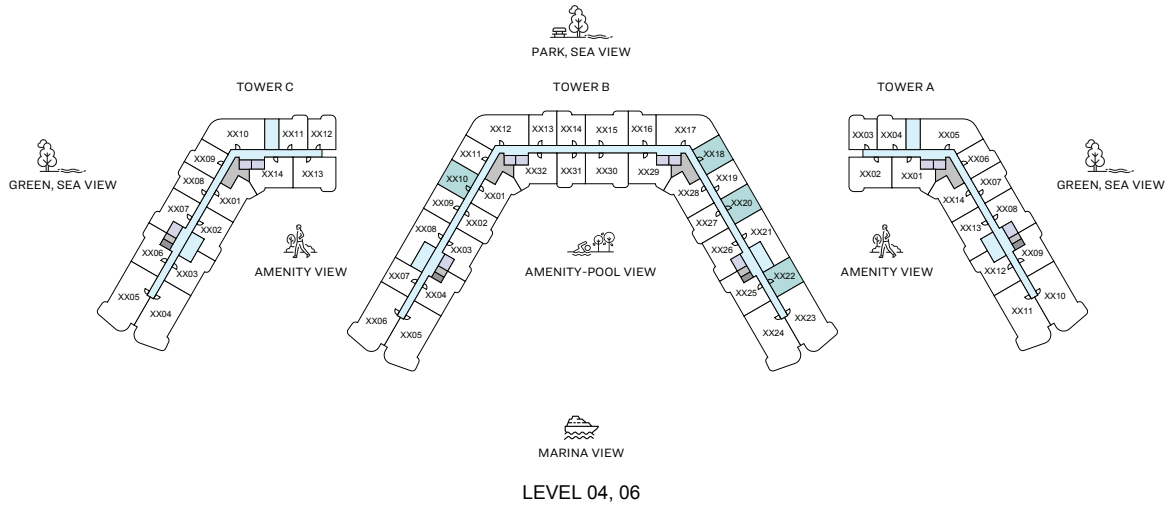
VIEWS

Park View
B-211, B-219

Park, Sea View
B-308, B-316, B-410, B-418

Amenity, Sea View, Park view
B-318, B-508, B-516, B-518, B-520, B-610, B-618, B-620,
B-622, B-708, B-716, B-718, B-720, B-810, B-818, B-820,
B-822, B-908, B-916, B-918, B-920

Amenity, Sea View
B-320, B-420, B-422



1

BEDROOM APARTMENT

TYPE A VARIANT 1

(with powder room + balcony)

TOTAL SALEABLE AREA
 SUITE RANGE = 465.11 - 466.29 SQ.FT.
 BALCONY = 48.11 SQ.FT.
 TOTAL RANGE = 513.22 - 514.41 SQ.FT.

List of unit numbers with this unit plan:

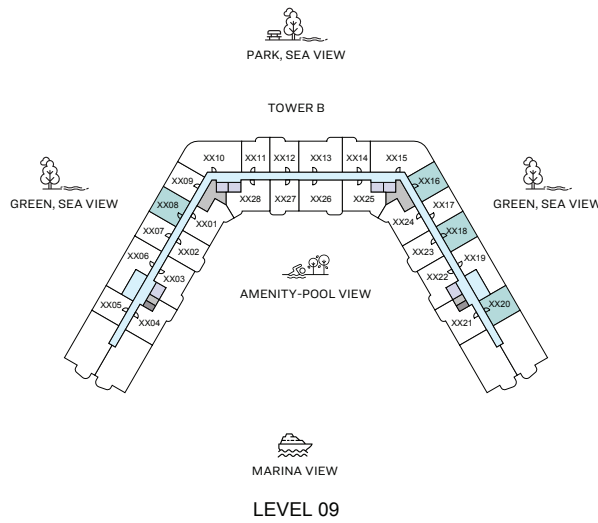
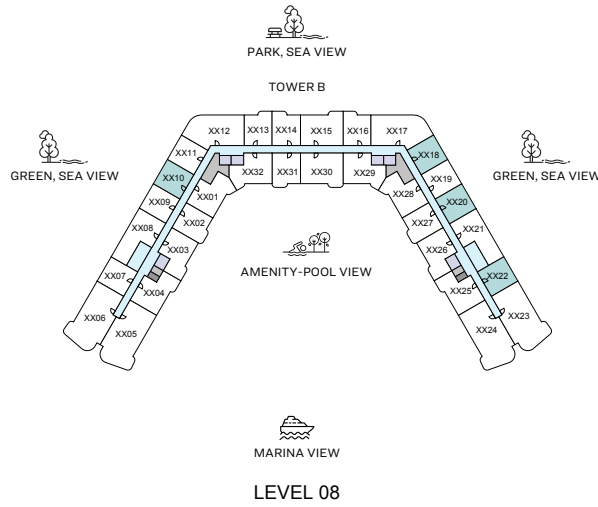
VIEWS

Park View
 B-211, B-219

Park, Sea View
 B-308, B-316, B-410, B-418

Amenity, Sea View, Park view
 B-318, B-508, B-516, B-518, B-520, B-610, B-618, B-620,
 B-622, B-708, B-716, B-718, B-720, B-810, B-818, B-820,
 B-822, B-908, B-916, B-918, B-920

Amenity, Sea View
 B-320, B-420, B-422



1

BEDROOM
APARTMENT

TYPE A VARIANT 1

(with powder room + balcony)

TOTAL SALEABLE AREA

SUITE RANGE = 465.11 - 466.29 SQ.FT.

BALCONY = 48.11 SQ.FT.

TOTAL RANGE = 513.22 - 514.41 SQ.FT.

List of unit numbers with this unit plan:

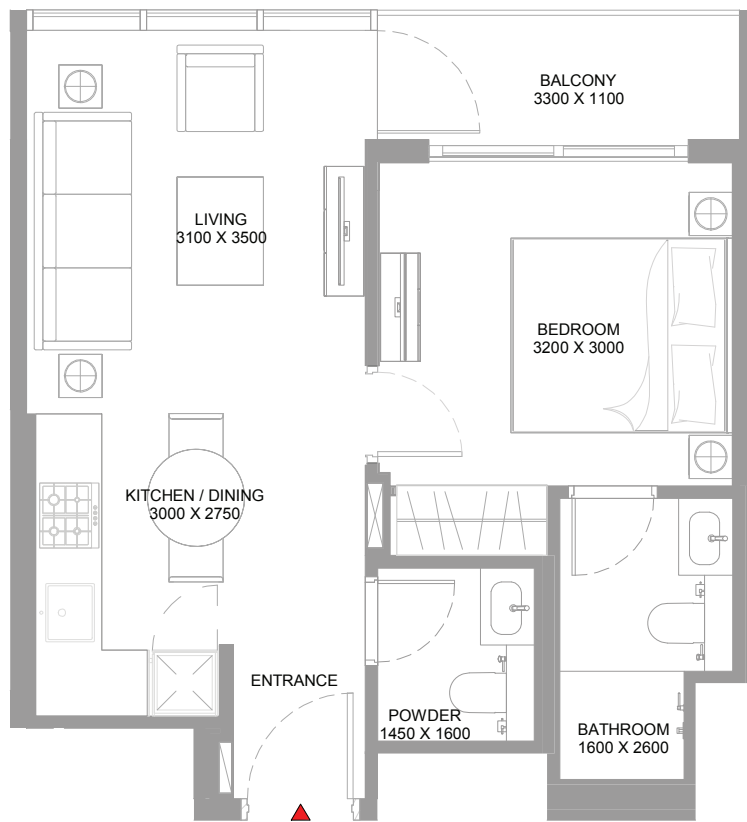
VIEWS

Park View
B-211, B-219

Park, Sea View
B-308, B-316, B-410, B-418

Amenity, Sea View, Park view
B-318, B-508, B-516, B-518, B-520, B-610, B-618, B-620,
B-622, B-708, B-716, B-718, B-720, B-810, B-818, B-820,
B-822, B-908, B-916, B-918, B-920

Amenity, Sea View
B-320, B-420, B-422



1

BEDROOM
APARTMENT

TYPE A VARIANT 1

(with powder room + balcony)

TOTAL SALEABLE AREA
 SUITE RANGE = 465.11 - 466.29 SQ.FT.
 BALCONY = 48.11 SQ.FT.
 TOTAL RANGE = 513.22 - 514.41 SQ.FT.

List of unit numbers with this unit plan:

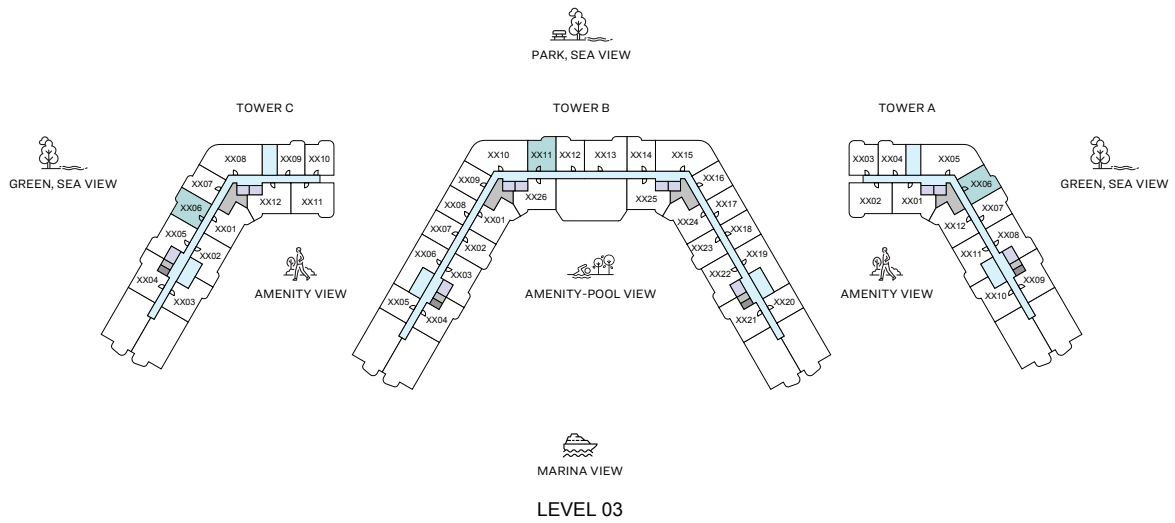
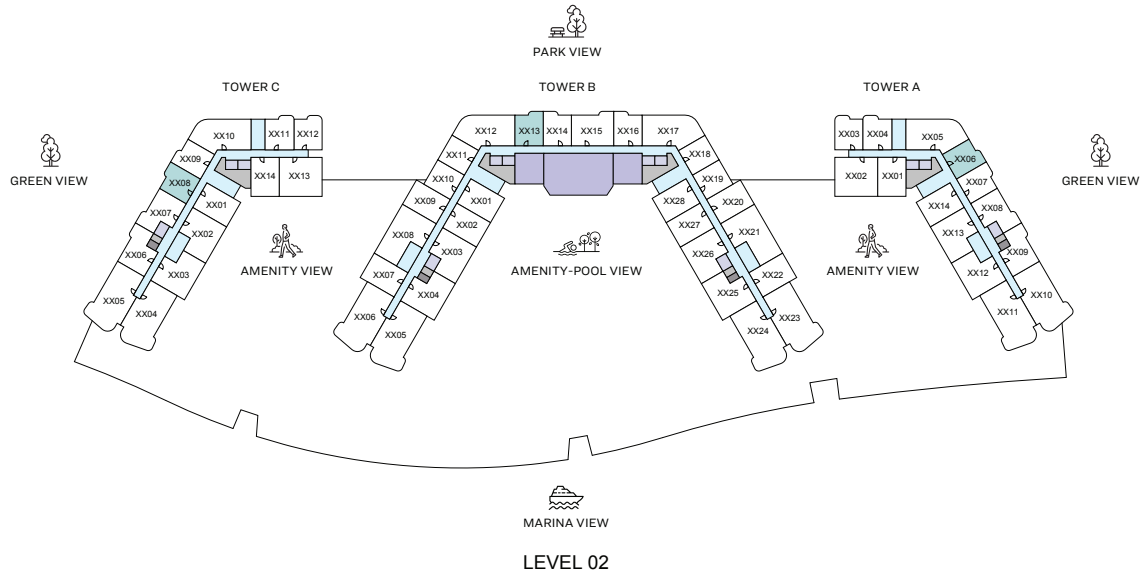
VIEWS

Park View
 B-211, B-219

Park, Sea View
 B-308, B-316, B-410, B-418

Amenity, Sea View, Park view
 B-318, B-508, B-516, B-518, B-520, B-610, B-618, B-620,
 B-622, B-708, B-716, B-718, B-720, B-810, B-818, B-820,
 B-822, B-908, B-916, B-918, B-920

Amenity, Sea View
 B-320, B-420, B-422



1

BEDROOM APARTMENT

TYPE B

(with powder room + balcony)

TOTAL SALEABLE AREA

SUITE RANGE = 463.60 - 465.11 SQ.FT.
 BALCONY RANGE = 80.84 - 81.48 SQ.FT.
 TOTAL RANGE = 544.44 - 546.59 SQ.FT.

List of unit numbers with this unit plan:

VIEWS

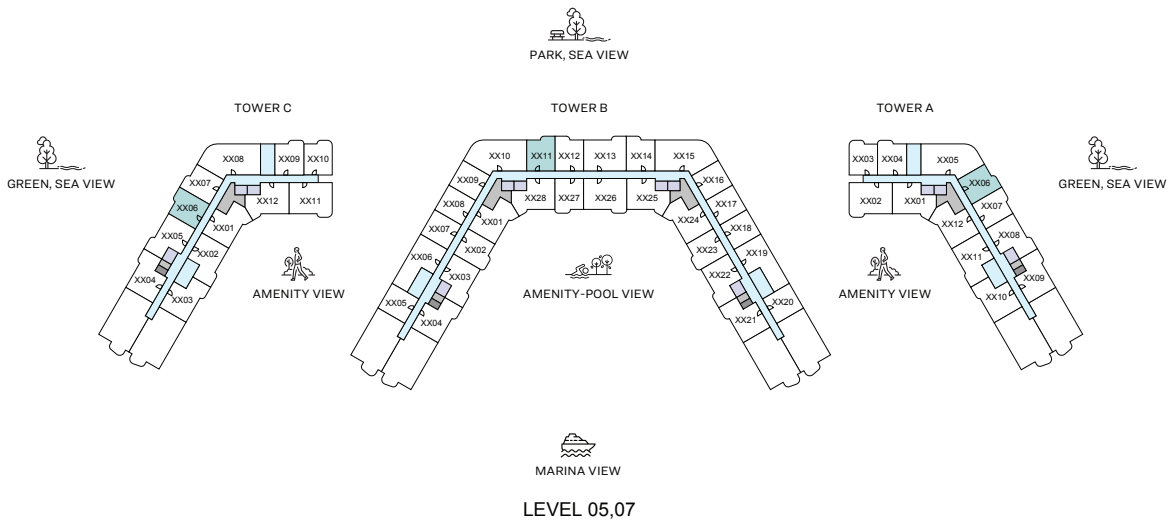
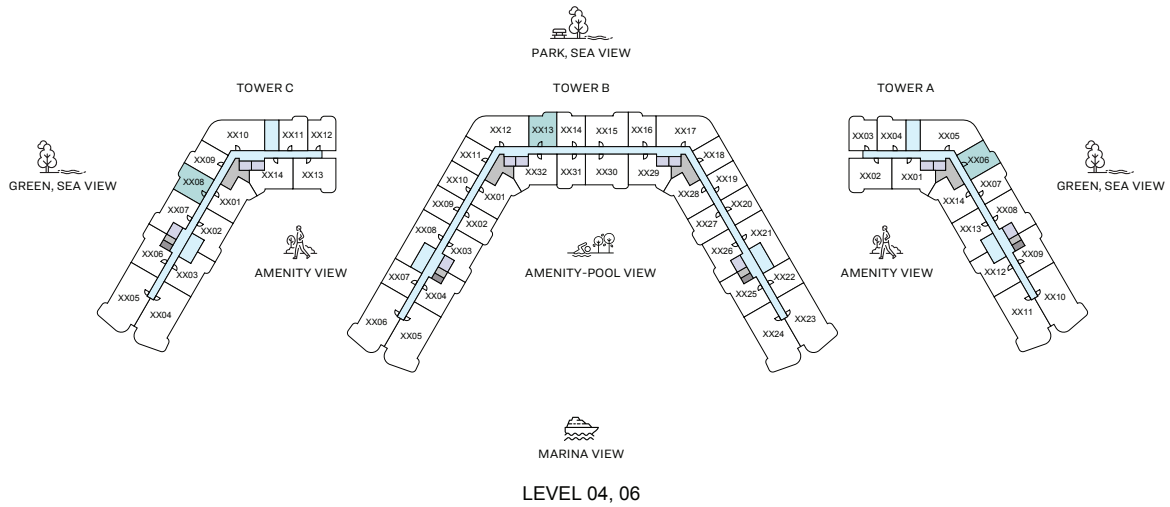
Green View
 A-206, C-208

Park View
 B-213

Green, Sea View
 A-306, C-306, A-406, C-408, A-506, C-506, A-606,
 C-608, A-706, C-706

Park, Sea View

B-311, B-413, B-511, B-613, B-711, B-813, B-911



1

BEDROOM APARTMENT

TYPE B

(with powder room + balcony)

TOTAL SALEABLE AREA
 SUITE RANGE = 463.60 - 465.11 SQ.FT.
 BALCONY RANGE = 80.84 - 81.48 SQ.FT.
 TOTAL RANGE = 544.44 - 546.59 SQ.FT.

List of unit numbers with this unit plan:

VIEWS

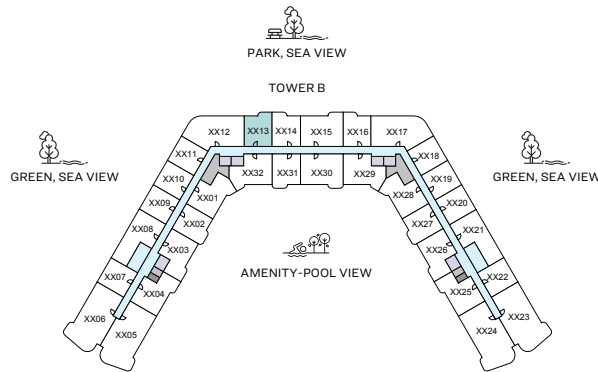
Green View
 A-206, C-208

Park View
 B-213

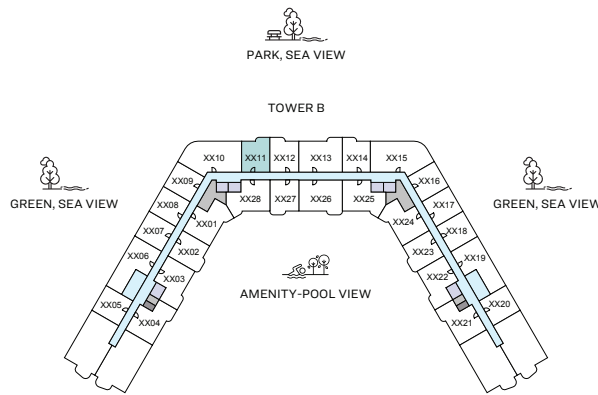
Green, Sea View
 A-306, C-306, A-406, C-408, A-506, C-506, A-606, C-608, A-706, C-706

Park, Sea View

B-311, B-413, B-511, B-613, B-711, B-813, B-911



LEVEL 08



LEVEL 09

1

BEDROOM
APARTMENT

TYPE B

(with powder room + balcony)

TOTAL SALEABLE AREA

SUITE RANGE = 463.60 - 465.11 SQ.FT.
BALCONY RANGE = 80.84 - 81.48 SQ.FT.
TOTAL RANGE = 544.44 - 546.59 SQ.FT.

List of unit numbers with this unit plan:

VIEWS

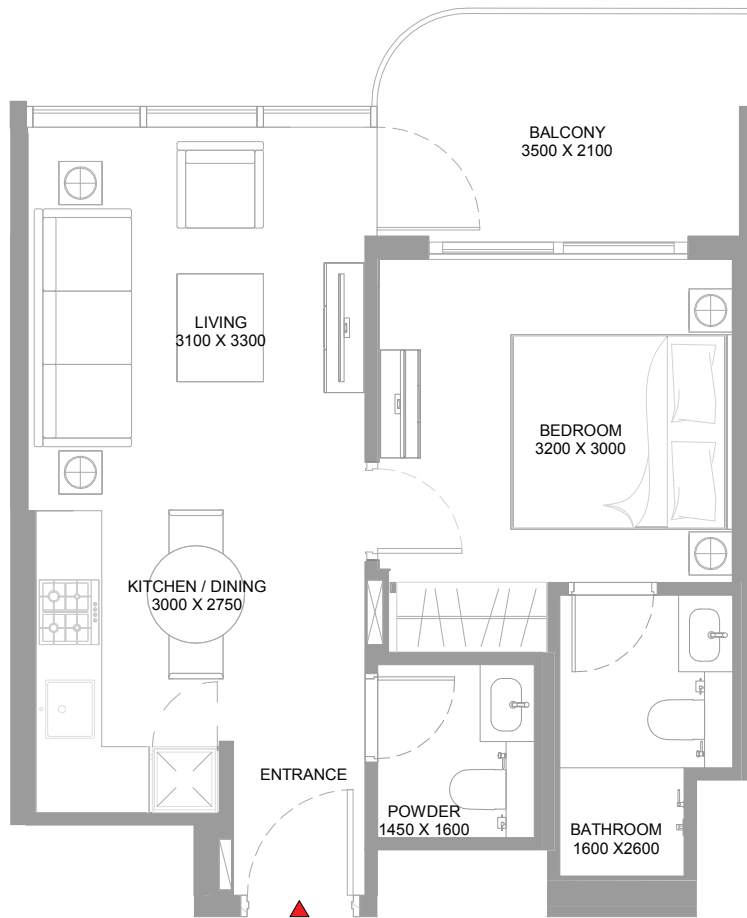
Green View
A-206, C-208

Park View
B-213

Green, Sea View
A-306, C-306, A-406, C-408, A-506, C-506, A-606,
C-608, A-706, C-706

Park, Sea View

B-311, B-413, B-511, B-613, B-711, B-813, B-911



1

BEDROOM
APARTMENT

TYPE B

(with powder room + balcony)

TOTAL SALEABLE AREA

SUITE RANGE = 463.60 - 465.11 SQ.FT.
BALCONY RANGE = 80.84 - 81.48 SQ.FT.
TOTAL RANGE = 544.44 - 546.59 SQ.FT.

List of unit numbers with this unit plan:

VIEWS

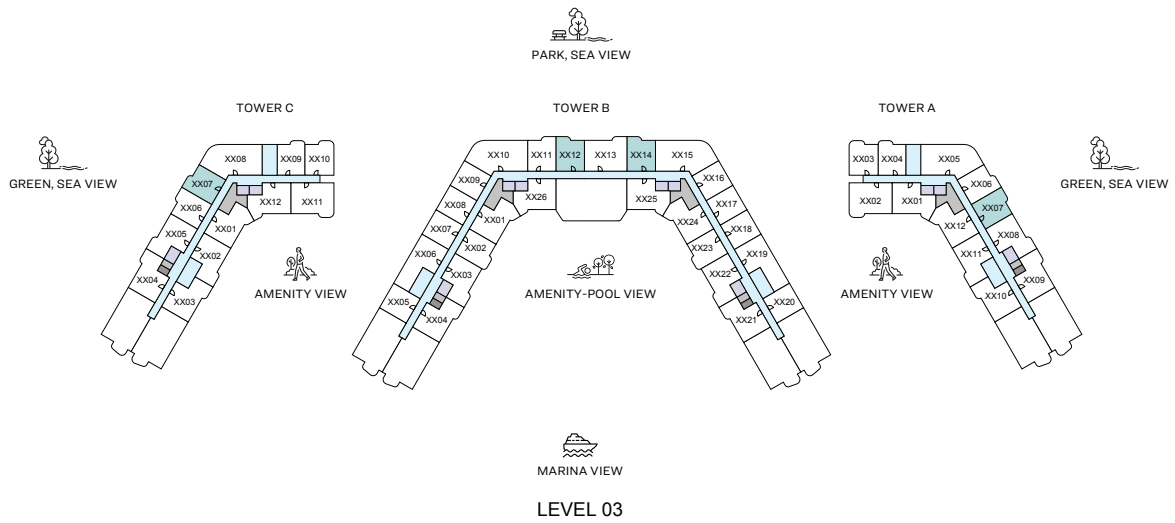
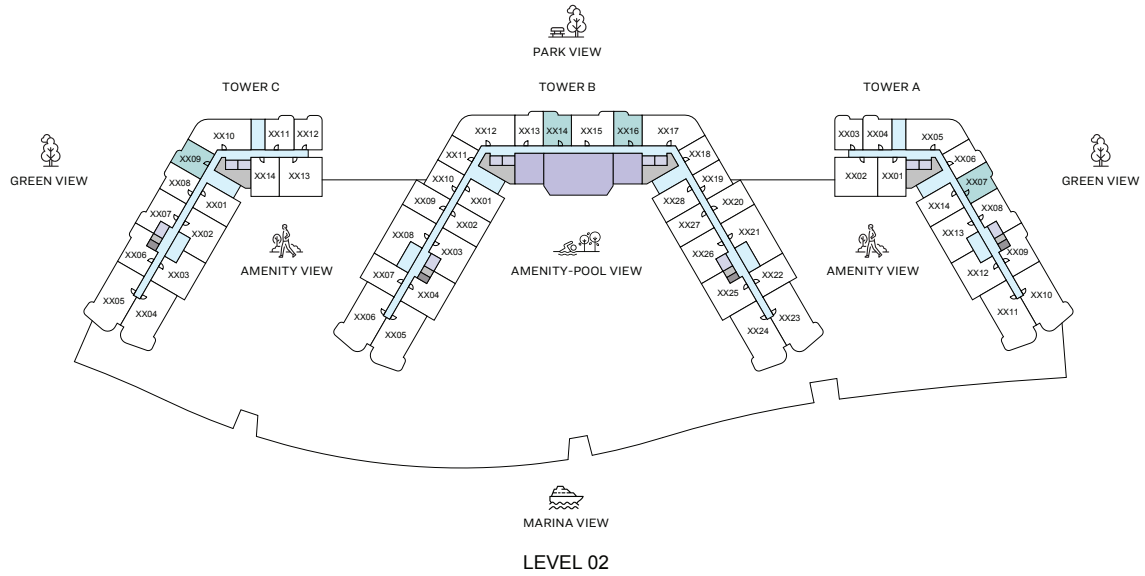
Green View
A-206, C-208

Park View
B-213

Green, Sea View
A-306, C-306, A-406, C-408, A-506, C-506, A-606,
C-608, A-706, C-706

Park, Sea View

B-311, B-413, B-511, B-613, B-711, B-813, B-911



1

BEDROOM APARTMENT

TYPE B VARIANT 1

(with powder room + balcony)

TOTAL SALEABLE AREA

SUITE RANGE = 463.60 - 465.11 SQ.FT.
BALCONY RANGE = 80.84 - 81.59 SQ.FT.
TOTAL RANGE = 544.87 - 546.38 SQ.FT.

List of unit numbers with this unit plan:

VIEWS

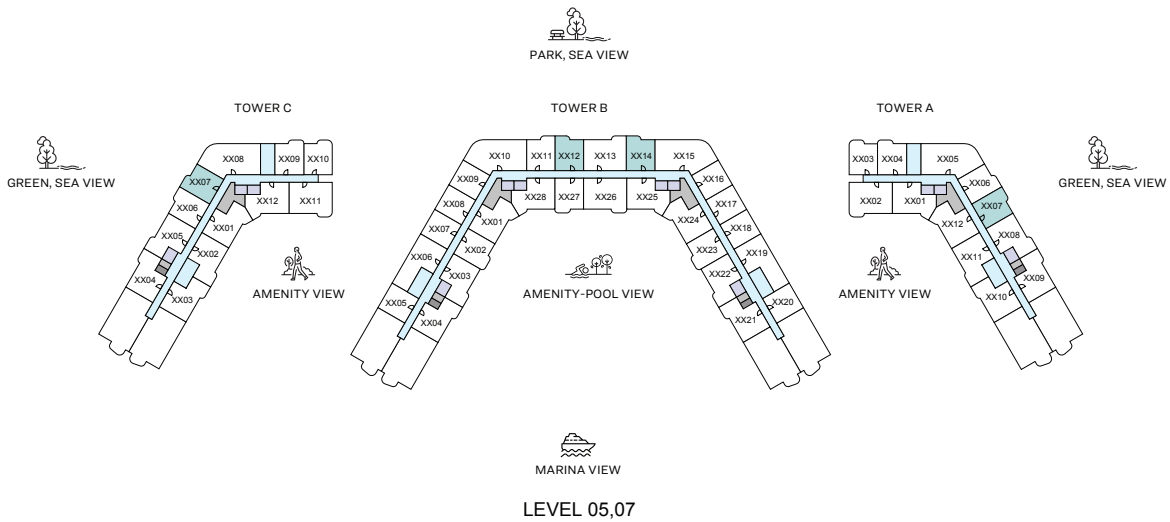
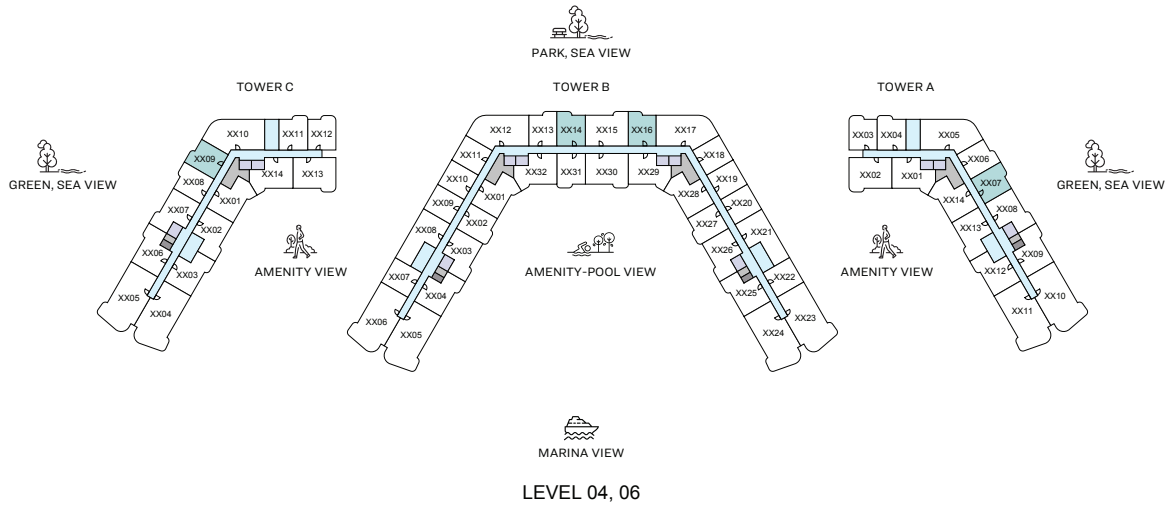
Green View
A-207, C-209

Park View
B-214, B-216

Green, Sea View
A-307, C-307, A-407, C-409, A-507, C-507, A-607, C-609, A-707, C-707

Park, Sea View

B-312, B-314, B-414, B-416, B-512, B-514, B-614, B-616, B-712, B-714, B-814, B-816, B-912, B-914



1

BEDROOM APARTMENT

TYPE B VARIANT 1

(with powder room + balcony)

TOTAL SALEABLE AREA

SUITE RANGE = 463.60 - 465.11 SQ.FT.
BALCONY RANGE = 80.84 - 81.59 SQ.FT.
TOTAL RANGE = 544.87 - 546.38 SQ.FT.

List of unit numbers with this unit plan:

VIEWS

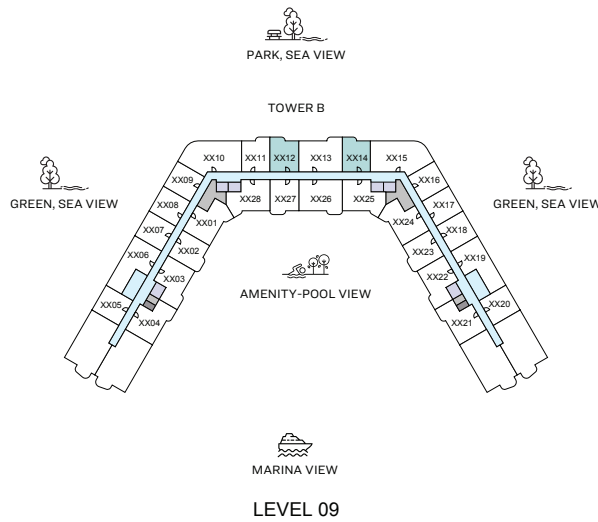
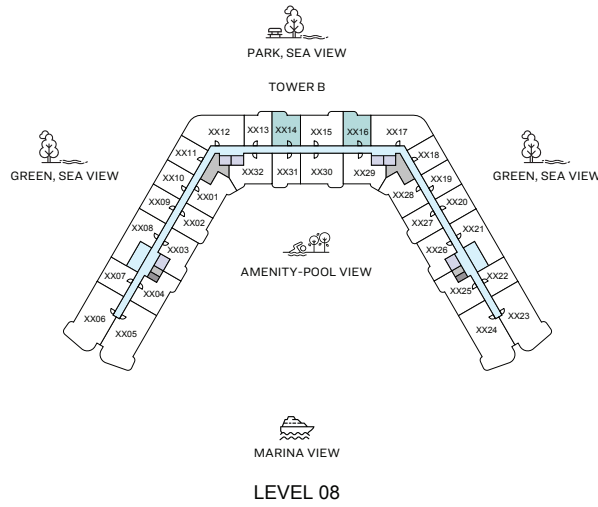
Green View
A-207, C-209

Park View
B-214, B-216

Green, Sea View
A-307, C-307, A-407, C-409, A-507, C-507, A-607, C-609, A-707, C-707

Park, Sea View

B-312, B-314, B-414, B-416, B-512, B-514, B-614, B-616, B-712, B-714, B-814, B-816, B-912, B-914



1

BEDROOM APARTMENT

TYPE B VARIANT 1

(with powder room + balcony)

TOTAL SALEABLE AREA

SUITE RANGE = 463.60 - 465.11 SQ.FT.
BALCONY RANGE = 80.84 - 81.59 SQ.FT.
TOTAL RANGE = 544.87 - 546.38 SQ.FT.

List of unit numbers with this unit plan:

VIEWS

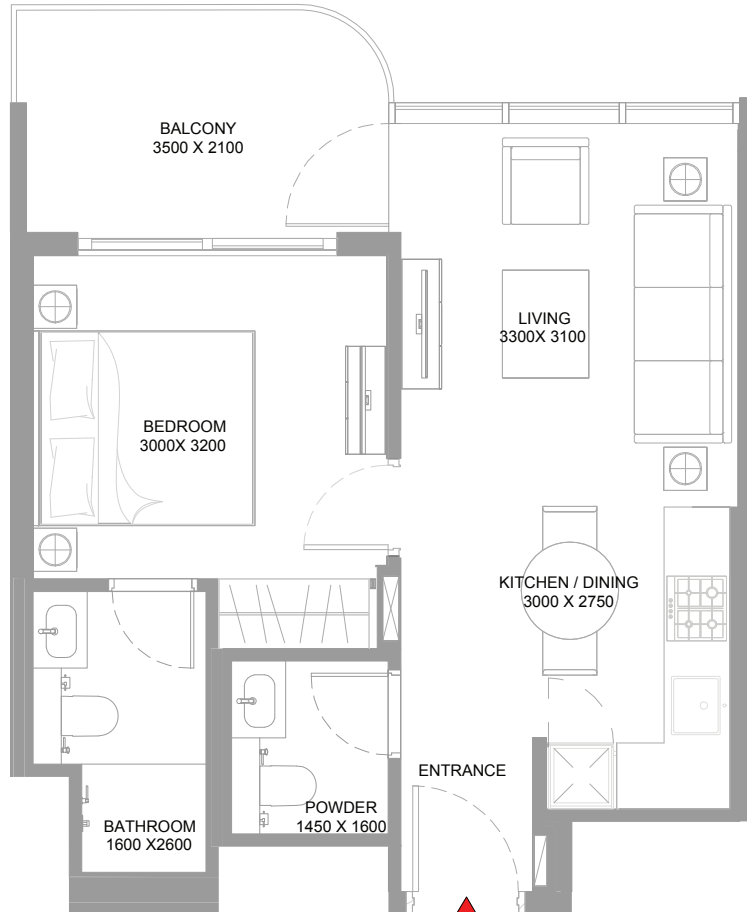
Green View
A-207, C-209

Park View
B-214, B-216

Green, Sea View
A-307, C-307, A-407, C-409, A-507, C-507, A-607,
C-609, A-707, C-707

Park, Sea View

B-312, B-314, B-414, B-416, B-512, B-514, B-614, B-616,
B-712, B-714, B-814, B-816, B-912, B-914



1

BEDROOM
APARTMENT

TYPE B VARIANT 1

(with powder room + balcony)

TOTAL SALEABLE AREA
 SUITE RANGE = 463.60 - 465.11 SQ.FT.
 BALCONY RANGE = 80.84 - 81.59 SQ.FT.
 TOTAL RANGE = 544.87 - 546.38 SQ.FT.

List of unit numbers with this unit plan:

VIEWS

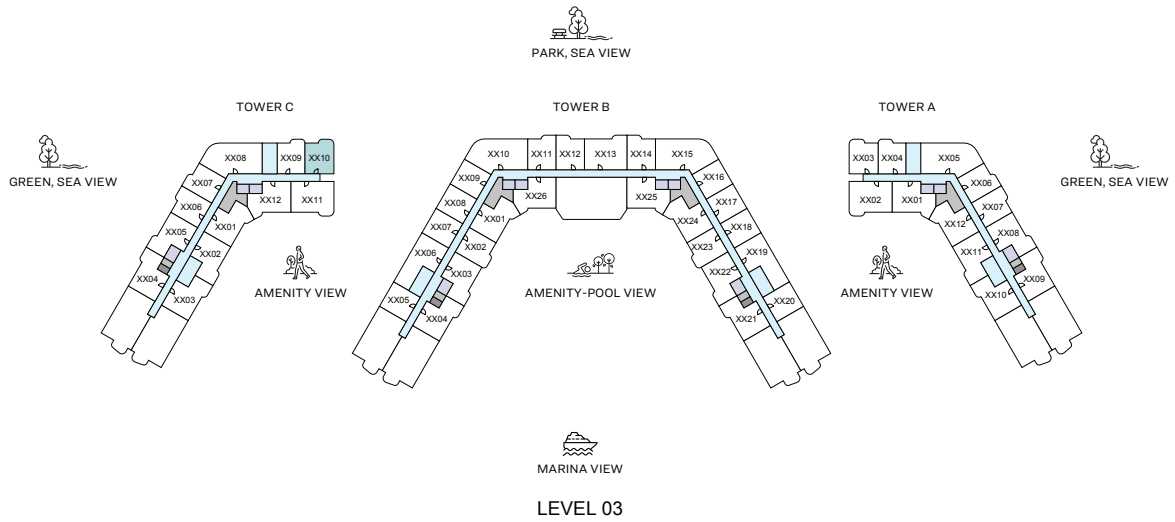
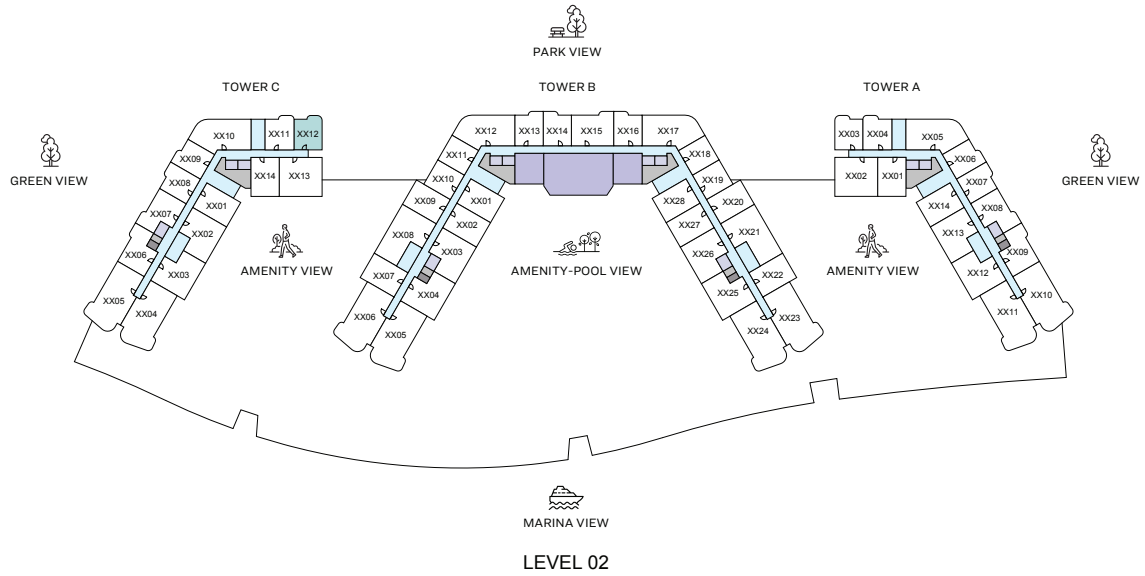
Green View
 A-207, C-209

Park View
 B-214, B-216

Green, Sea View
 A-307, C-307, A-407, C-409, A-507, C-507, A-607,
 C-609, A-707, C-707

Park, Sea View

B-312, B-314, B-414, B-416, B-512, B-514, B-614, B-616,
 B-712, B-714, B-814, B-816, B-912, B-914



1

BEDROOM APARTMENT

TYPE C

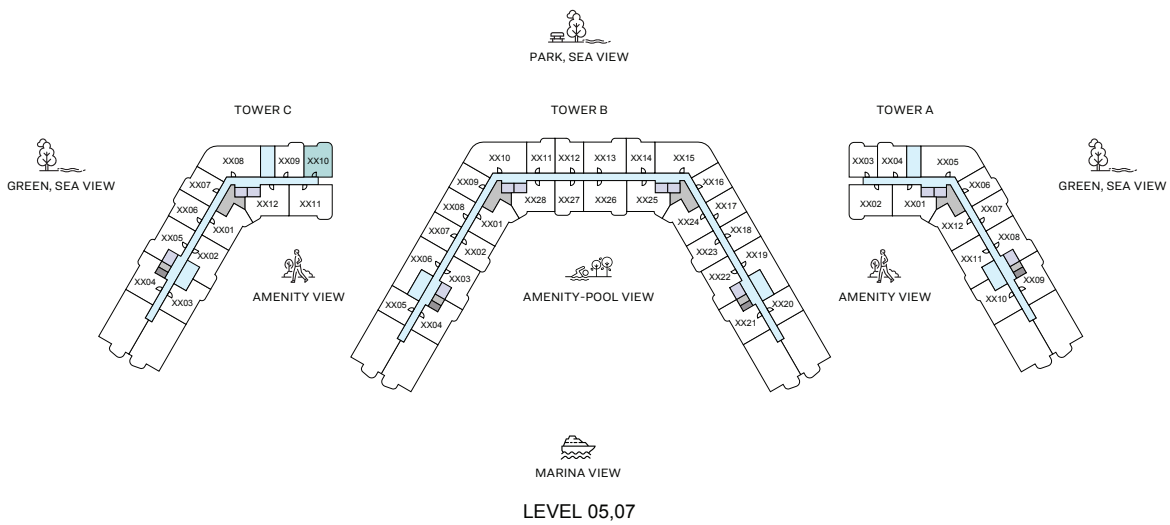
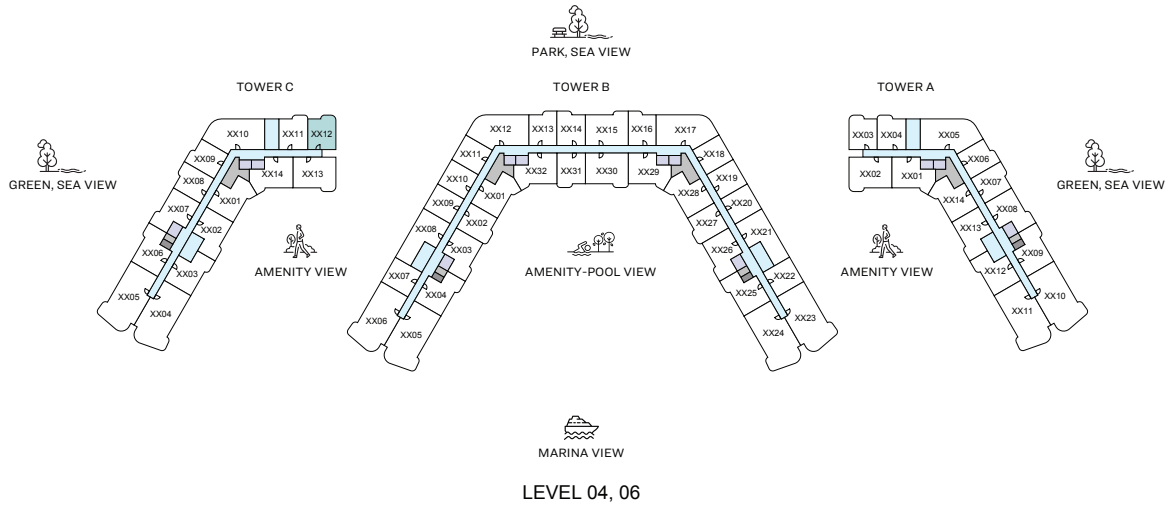
(with powder room + balcony)

TOTAL SALEABLE AREA
 SUITE RANGE = 465.22 - 465.32 SQ.FT.
 BALCONY = 80.51 SQ.FT.
 TOTAL RANGE = 545.73 - 545.84 SQ.FT.

List of unit numbers with this unit plan:

VIEWS

- Park View
C-212
- Park, Sea View
C-310, C-412, C-510, C-612, C-710



1

BEDROOM APARTMENT

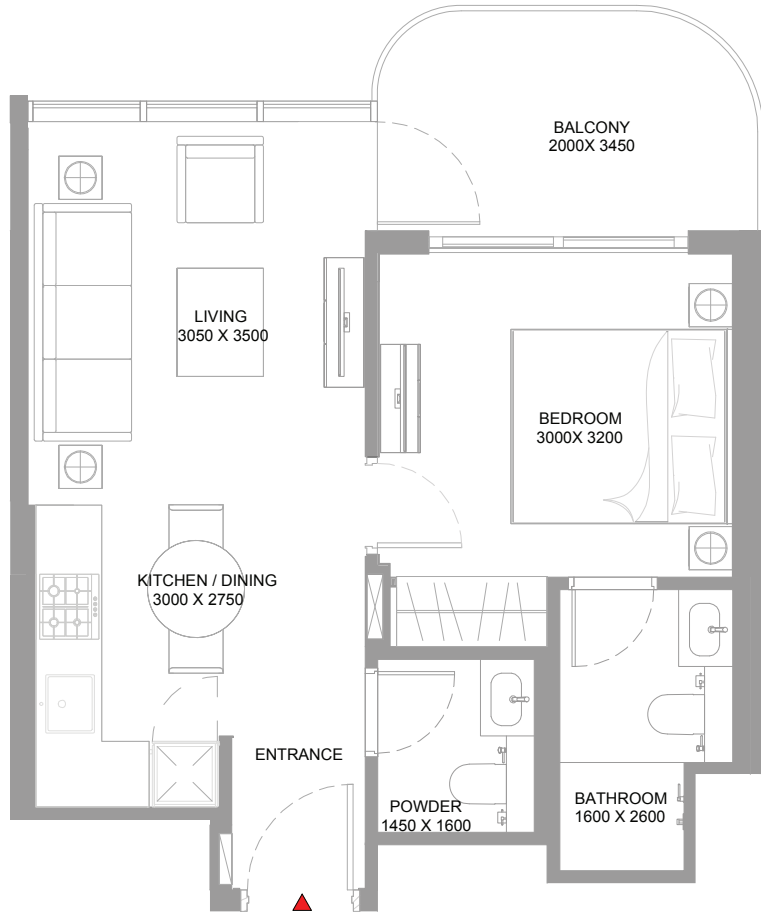
TYPE C

(with powder room + balcony)

TOTAL SALEABLE AREA
 SUITE RANGE = 465.22 - 465.32 SQ.FT.
 BALCONY = 80.51 SQ.FT.
 TOTAL RANGE = 545.73 - 545.84 SQ.FT.

List of unit numbers with this unit plan:

- VIEWS**
- Park View
C-212
 - Park, Sea View
C-310, C-412, C-510, C-612, C-710



1

BEDROOM
APARTMENT

TYPE C

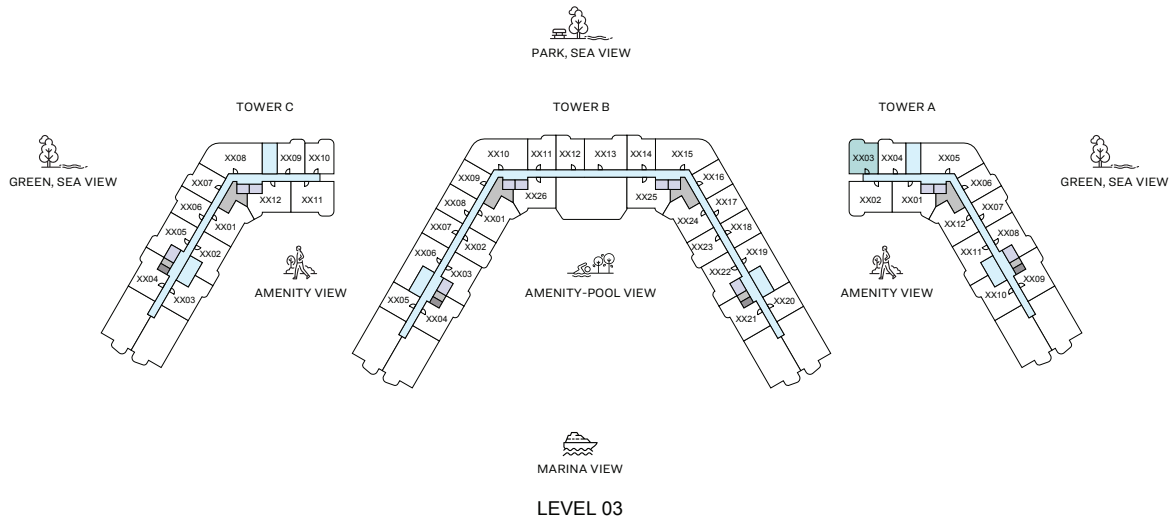
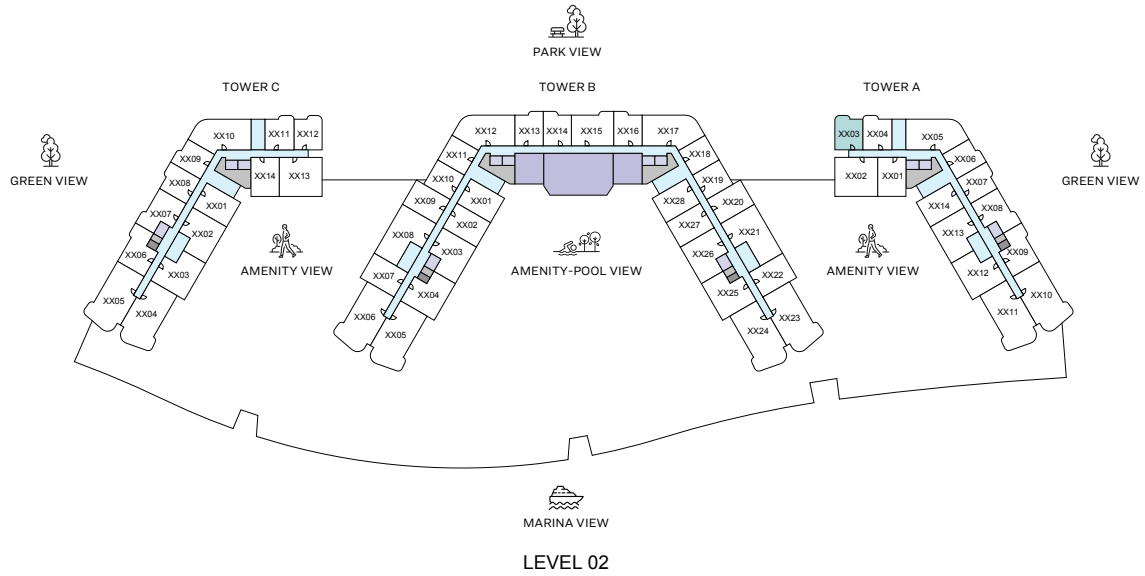
(with powder room + balcony)

TOTAL SALEABLE AREA
SUITE RANGE = 465.22 - 465.32 SQ.FT.
BALCONY = 80.51 SQ.FT.
TOTAL RANGE = 545.73 - 545.84 SQ.FT.

List of unit numbers with this unit plan:

VIEWS

- Park View
C-212
- Park, Sea View
C-310, C-412, C-510, C-612, C-710



1

BEDROOM APARTMENT

TYPE C VARIANT 1

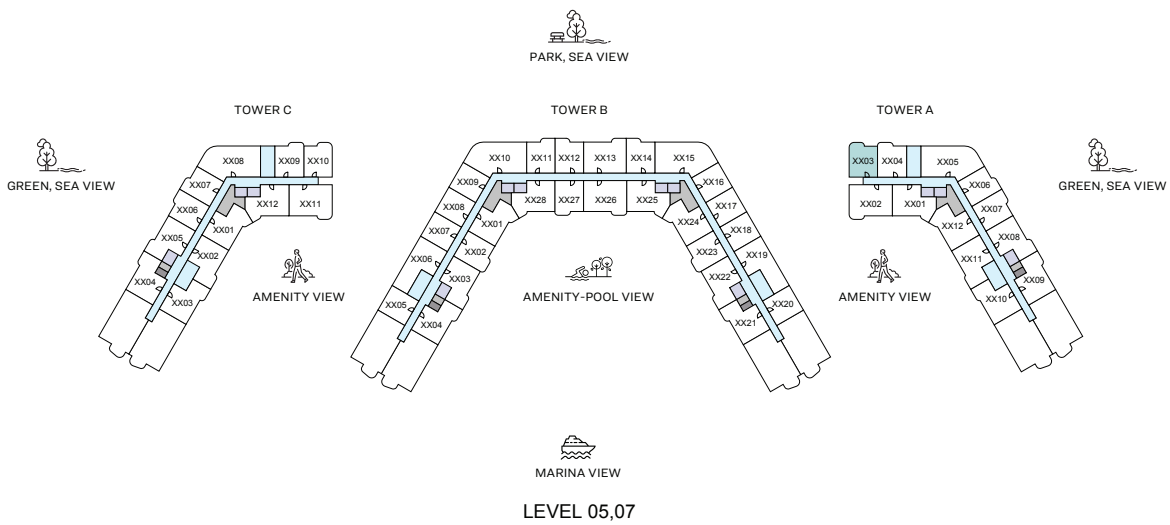
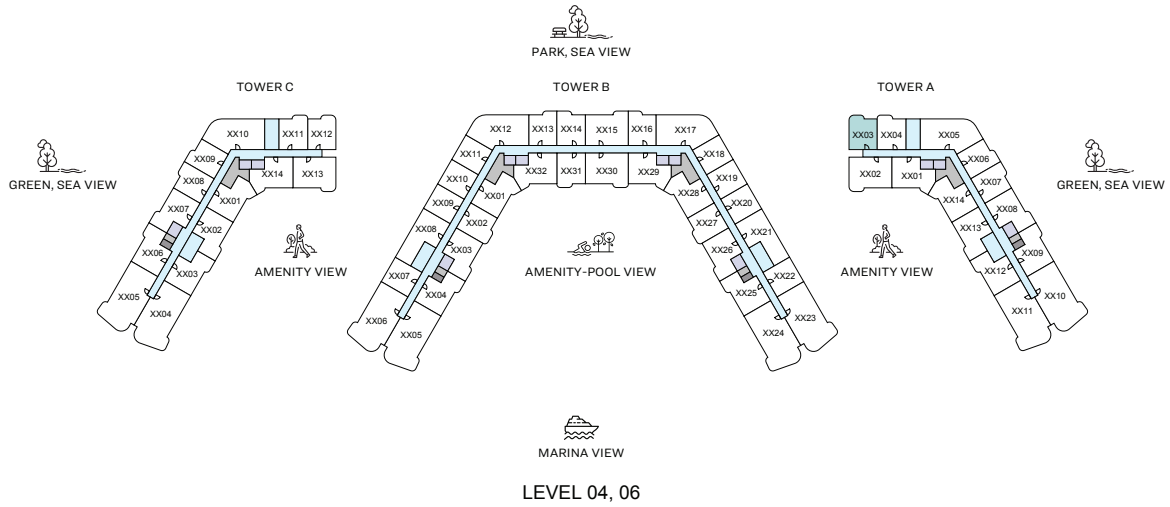
(with powder room + balcony)

TOTAL SALEABLE AREA
 SUITE RANGE = 465.22 - 465.32 SQ.FT.
 BALCONY = 80.51 SQ.FT.
 TOTAL RANGE = 545.73 - 545.84 SQ.FT.

List of unit numbers with this unit plan:

VIEWS

- Park View
A-203
- Park, Sea View
A-303, A-403, A-503, A-603, A-703



1
BEDROOM
APARTMENT

TYPE C VARIANT 1

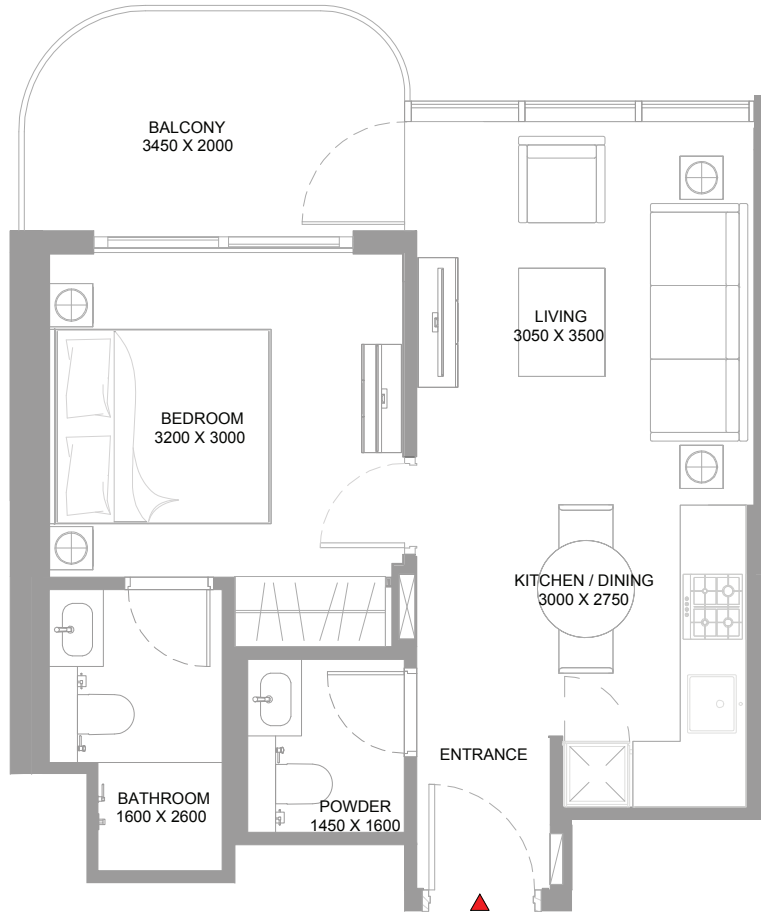
(with powder room + balcony)

TOTAL SALEABLE AREA
SUITE RANGE = 465.22 - 465.32 SQ.FT.
BALCONY = 80.51 SQ.FT.
TOTAL RANGE = 545.73 - 545.84 SQ.FT.

List of unit numbers with this unit plan:

VIEWS

- Park View
A-203
- Park, Sea View
A-303, A-403, A-503, A-603, A-703



1

BEDROOM
APARTMENT

TYPE C VARIANT 1

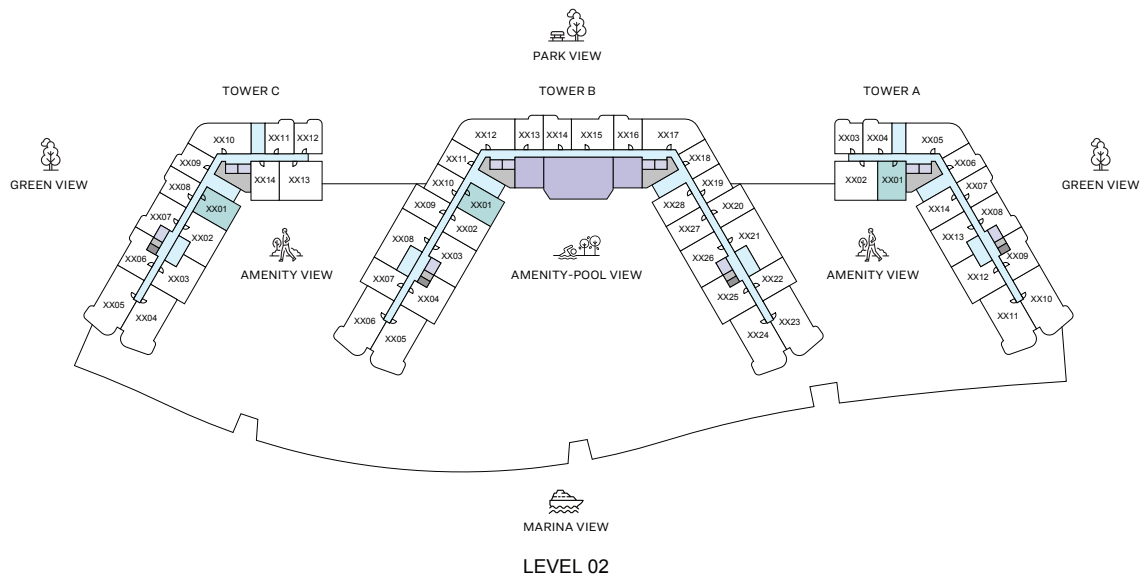
(with powder room + balcony)

TOTAL SALEABLE AREA
SUITE RANGE = 465.22 - 465.32 SQ.FT.
BALCONY = 80.51 SQ.FT.
TOTAL RANGE = 545.73 - 545.84 SQ.FT.

List of unit numbers with this unit plan:

VIEWS

- Park View
A-203
- Park, Sea View
A-303, A-403, A-503, A-603, A-703



1

BEDROOM
APARTMENT

TYPE D

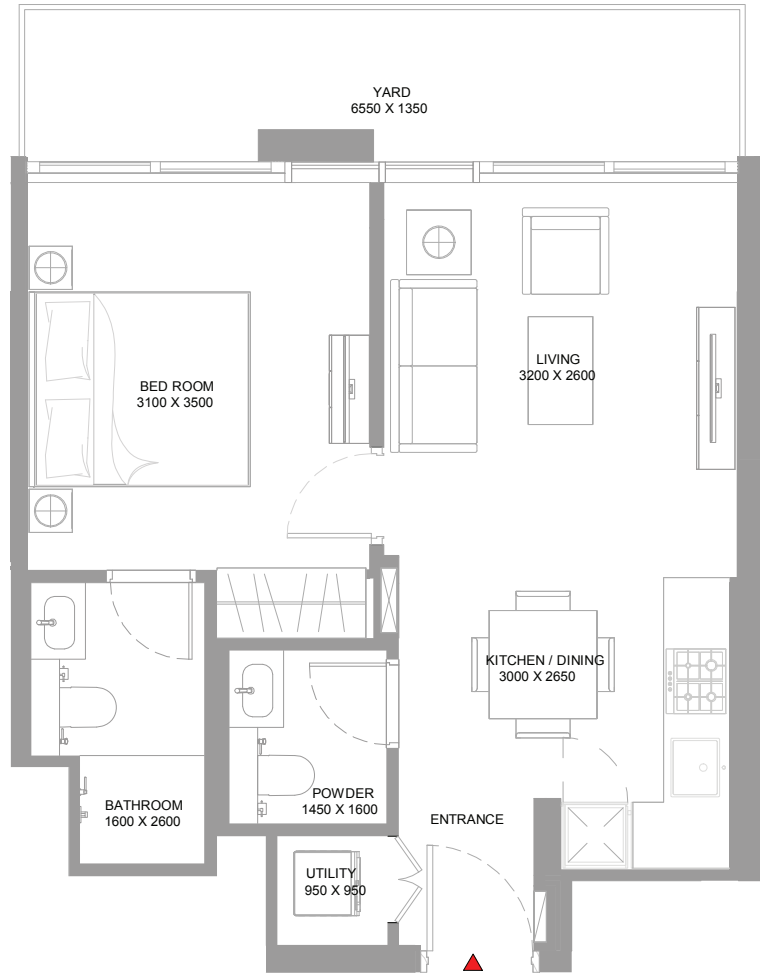
(with powder room + yard)

TOTAL SALEABLE AREA
 SUITE RANGE = 498.91 - 500.95 SQ.FT.
 BALCONY = 114.74 SQ.FT.
 TOTAL RANGE = 613.65 - 615.70 SQ.FT.

List of unit numbers with this unit plan:

VIEWS

- Amenity
A-201, C-201
- Amenity, Pool View
B-201



1

BEDROOM
APARTMENT

TYPE D

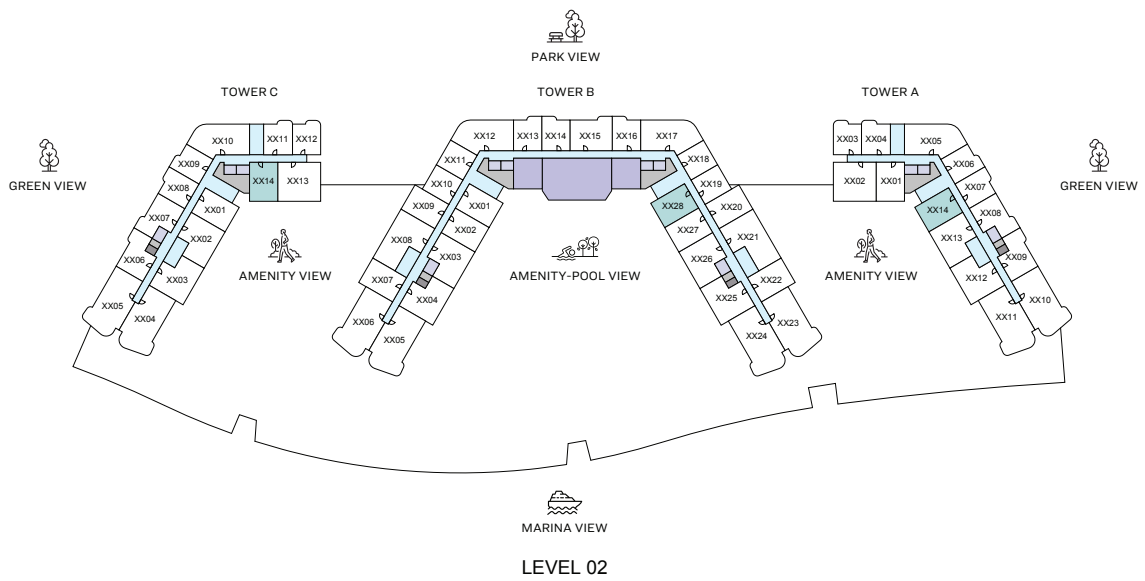
(with powder room + yard)

TOTAL SALEABLE AREA
SUITE RANGE = 498.91 - 500.95 SQ.FT.
BALCONY = 114.74 SQ.FT.
TOTAL RANGE = 613.65 - 615.70 SQ.FT.

List of unit numbers with this unit plan:

VIEWS

- Amenity
A-201, C-201
- Amenity, Pool View
B-201



1

BEDROOM
APARTMENT

TYPE D VARIANT 1

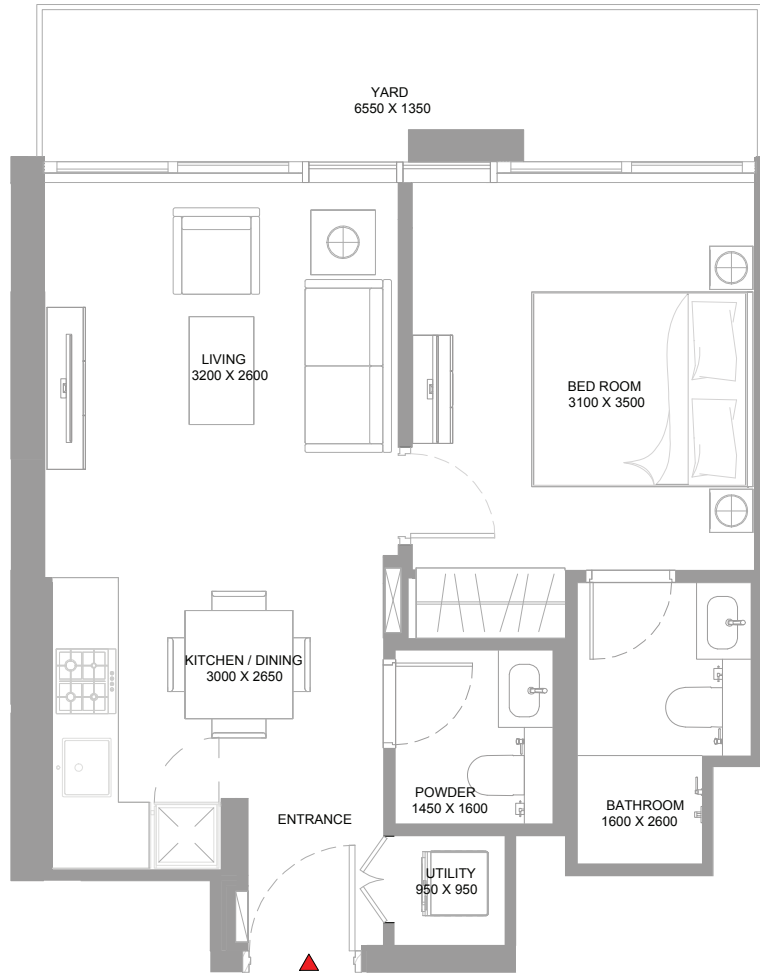
(with powder room + yard)

TOTAL SALEABLE AREA
 SUITE RANGE = 498.80 - 501.06 SQ.FT.
 BALCONY RANGE = 114.74 SQ.FT.
 TOTAL RANGE = 613.54 - 615.80 SQ.FT.

List of unit numbers with this unit plan:

VIEWS

- Amenity
A-214, C-214
- Amenity, Pool View
B-228



1

BEDROOM
APARTMENT

TYPE D VARIANT 1

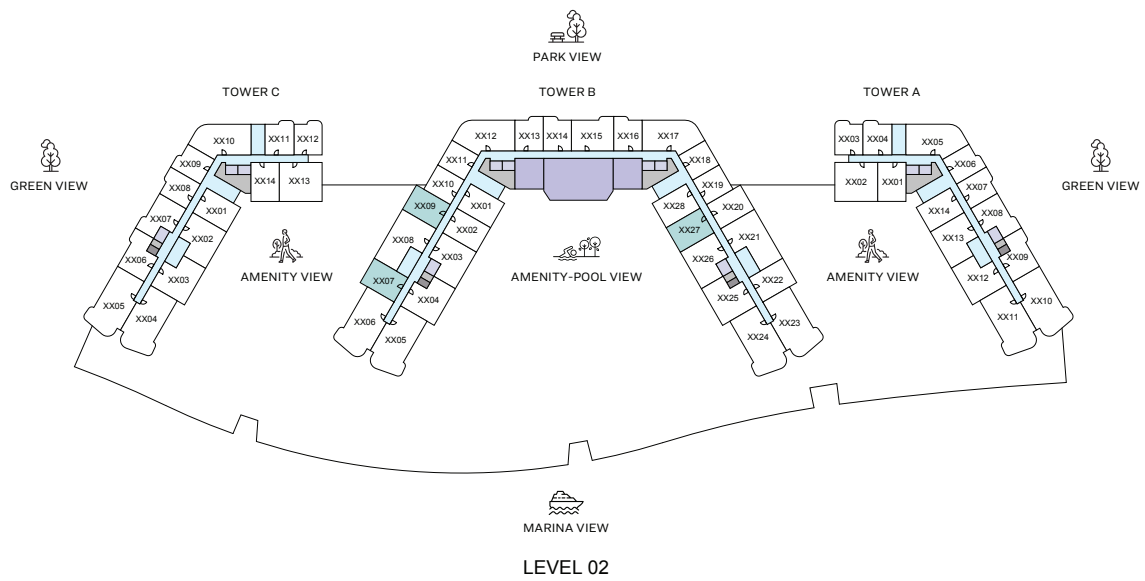
(with powder room + yard)

TOTAL SALEABLE AREA
SUITE RANGE = 498.80 - 501.06 SQ.FT.
BALCONY RANGE = 114.74 SQ.FT.
TOTAL RANGE = 613.54 - 615.80 SQ.FT.

List of unit numbers with this unit plan:

VIEWS

- Amenity
A-214, C-214
- Amenity, Pool View
B-228



1

BEDROOM
APARTMENT

TYPE E

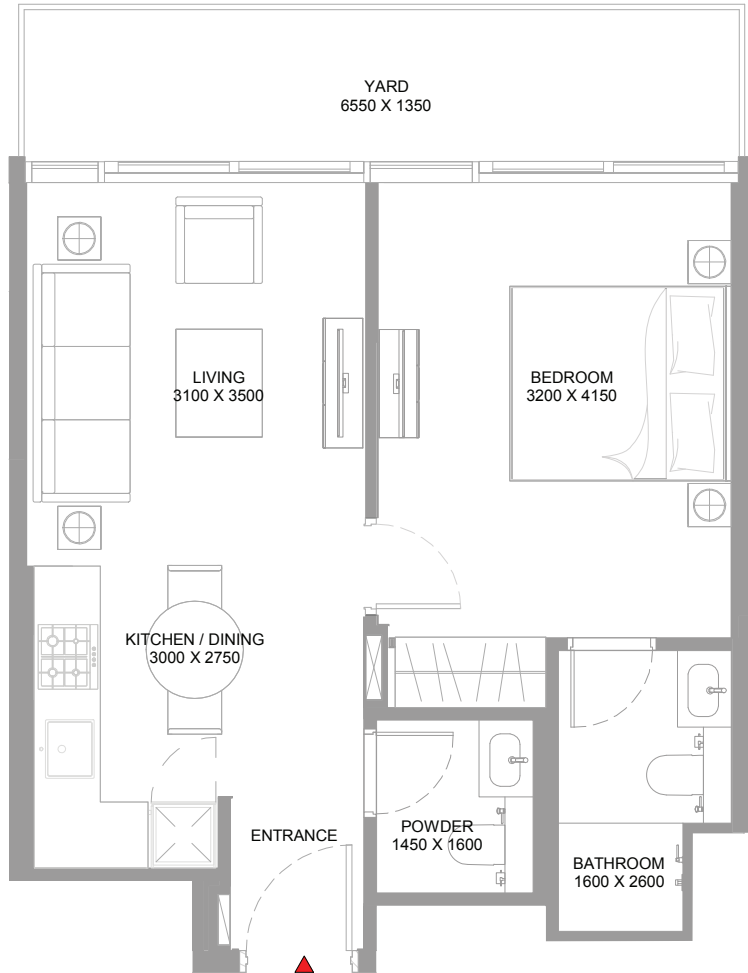
(with powder room + yard)

TOTAL SALEABLE AREA
 SUITE RANGE = 510.64 - 513.87 SQ.FT.
 BALCONY RANGE = 114.74 - 115.07 SQ.FT.
 TOTAL RANGE = 625.71 - 628.72 SQ.FT.

List of unit numbers with this unit plan:

VIEWS

- Amenity
B-207
- Amenity, Park View
B-209
- Amenity, Pool View
B-227



1

BEDROOM
APARTMENT

TYPE E

(with powder room + yard)

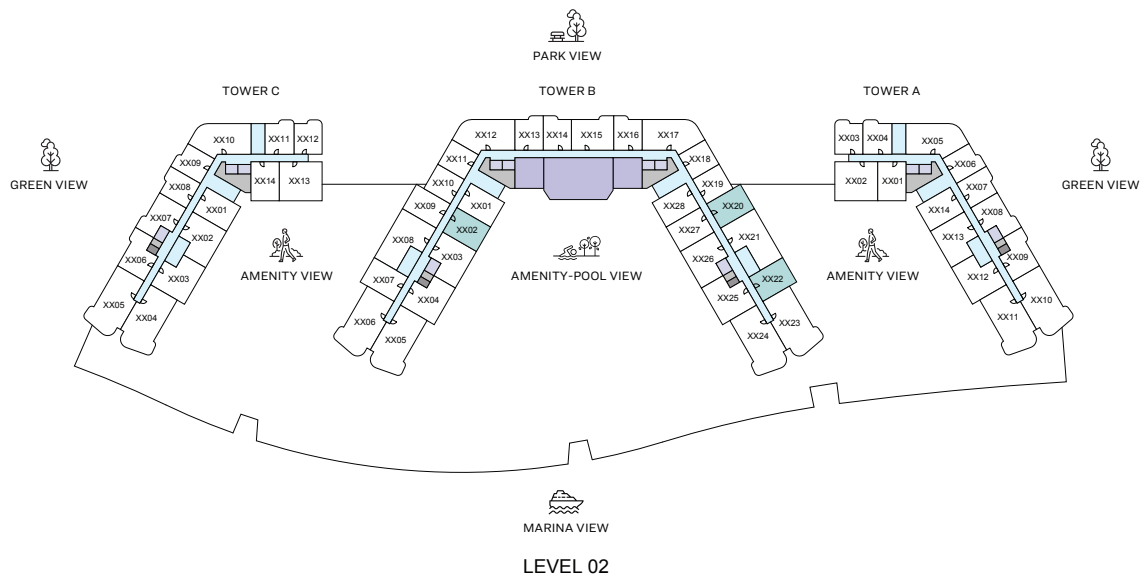
TOTAL SALEABLE AREA

SUITE RANGE = 510.64 - 513.87 SQ.FT.
BALCONY RANGE = 114.74 - 115.07 SQ.FT.
TOTAL RANGE = 625.71 - 628.72 SQ.FT.

List of unit numbers with this unit plan:

VIEWES

- Amenity
B-207
- Amenity, Park View
B-209
- Amenity, Pool View
B-227



1

BEDROOM
APARTMENT

TYPE E VARIANT 1

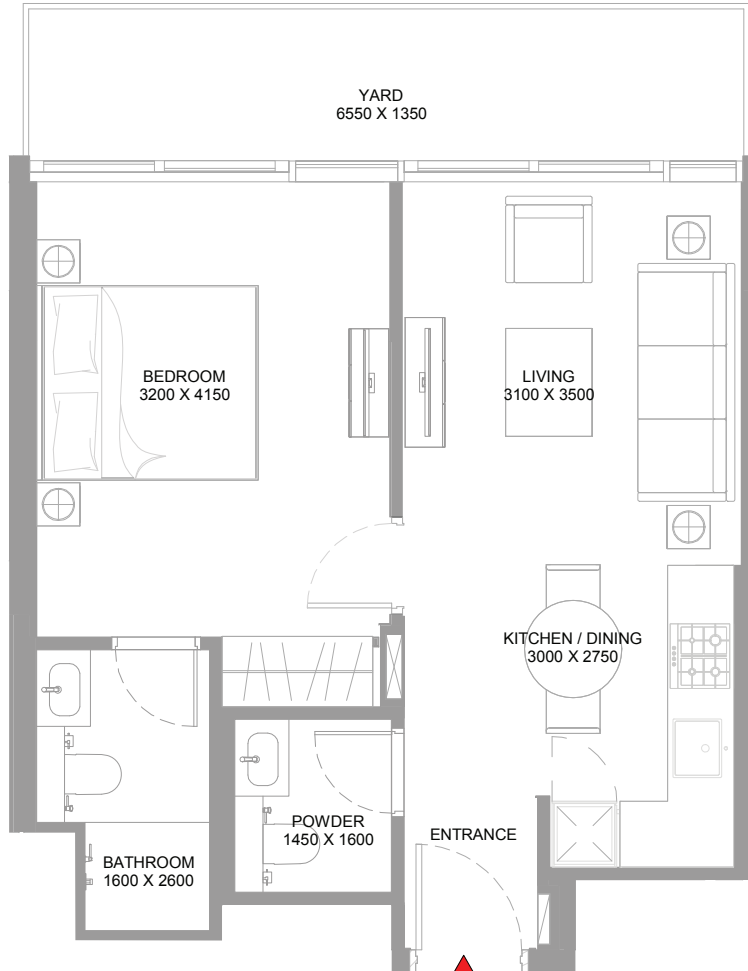
(with powder room + yard)

TOTAL SALEABLE AREA
 SUITE RANGE = 510.64 - 513.87 SQ.FT.
 BALCONY RANGE = 114.74 - 115.07 SQ.FT.
 TOTAL RANGE = 625.71 - 628.72 SQ.FT.

List of unit numbers with this unit plan:

VIEWS

- Amenity, Pool View
B-202
- Amenity, Park View
B-220
- Amenity
B-222



1

BEDROOM
APARTMENT

TYPE E VARIANT 1

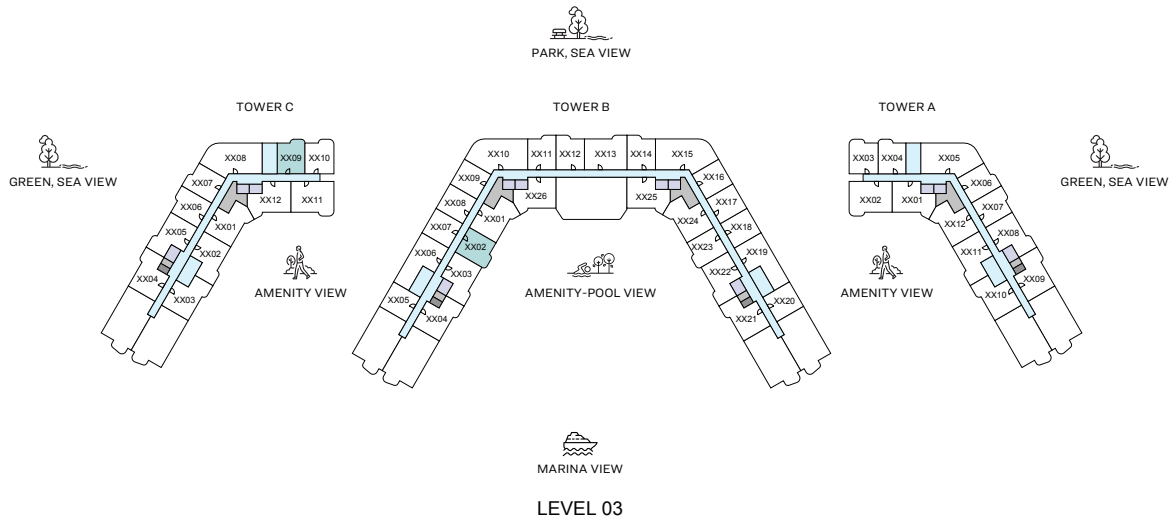
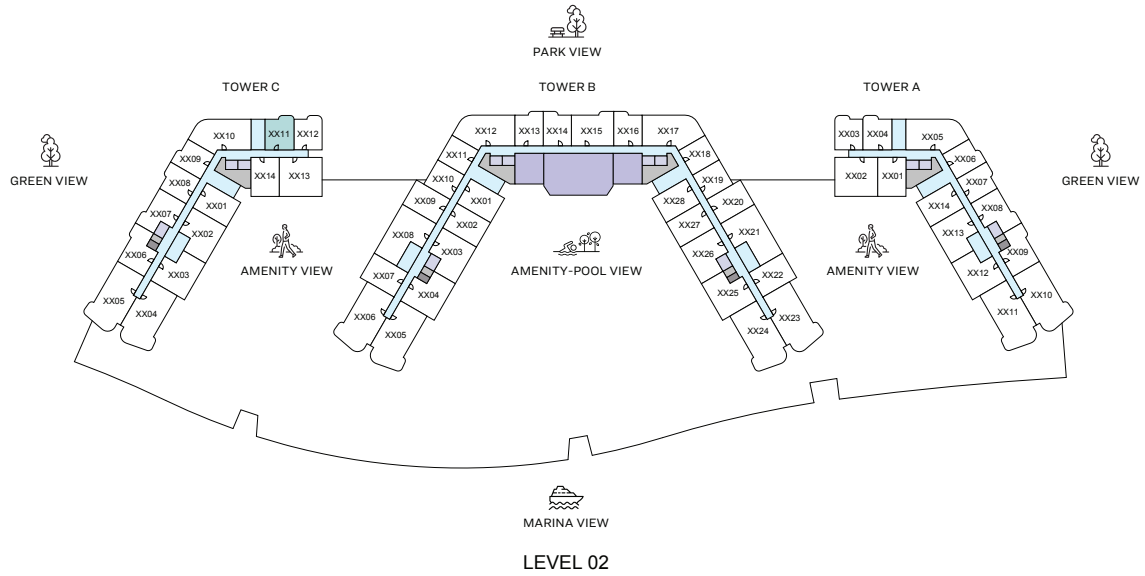
(with powder room + yard)

TOTAL SALEABLE AREA
SUITE RANGE = 510.64 - 513.87 SQ.FT.
BALCONY RANGE = 114.74 - 115.07 SQ.FT.
TOTAL RANGE = 625.71 - 628.72 SQ.FT.

List of unit numbers with this unit plan:

VIEWS

- Amenity, Pool View
B-202
- Amenity, Park View
B-220
- Amenity
B-222



1

BEDROOM APARTMENT

TYPE F

(with powder room + balcony)

TOTAL SALEABLE AREA

SUITE RANGE = 463.17 - 465.75 SQ.FT.
BALCONY RANGE = 82.24 - 82.77 SQ.FT.
TOTAL RANGE = 545.41 - 547.99 SQ.FT.

List of unit numbers with this unit plan:

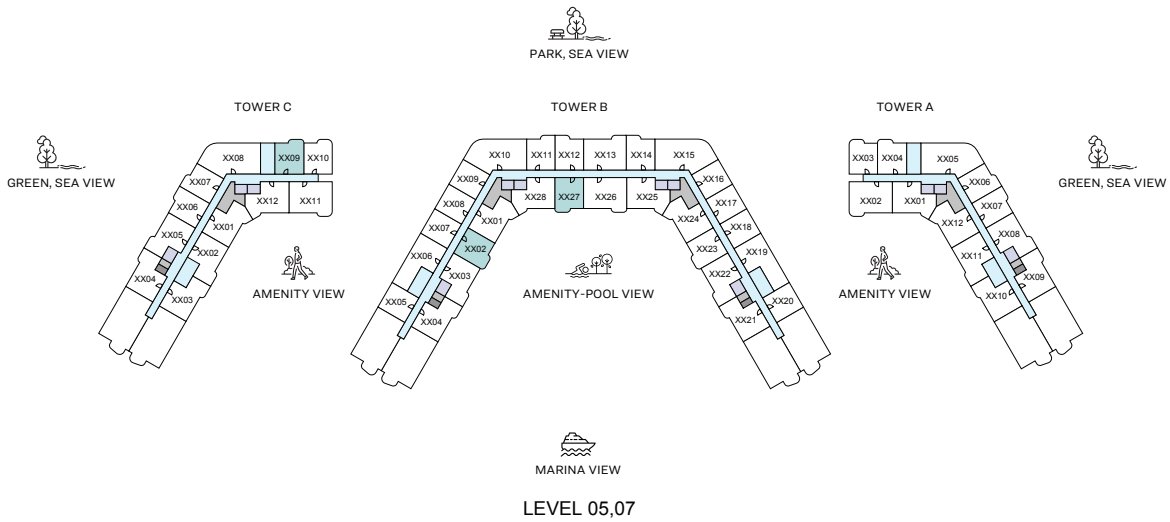
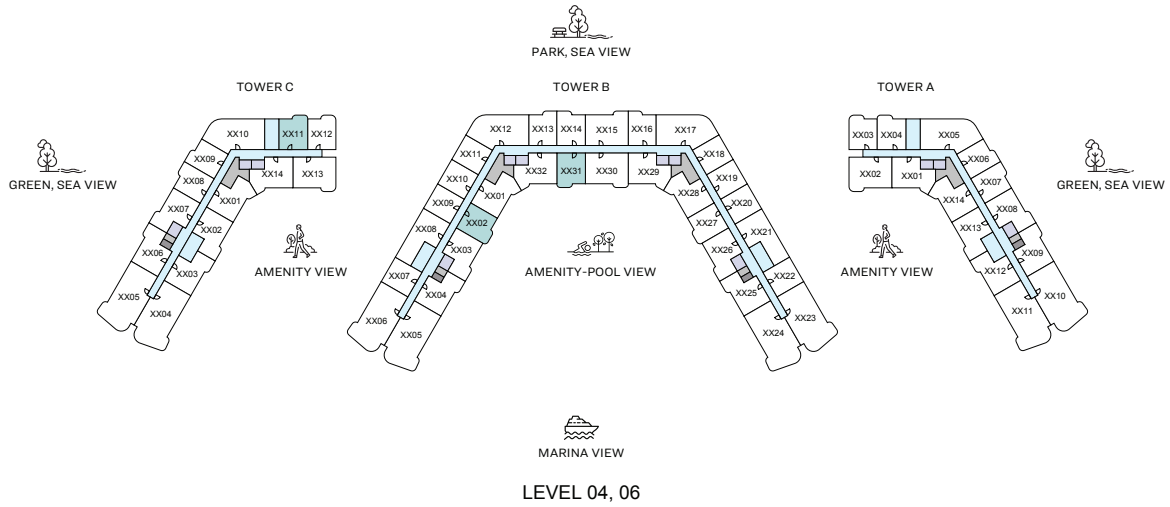
VIEWS

Park View
C-211

Amenity, Pool View
B-302

Park, Sea View
C-309, C-411, C-509, C-611, C-709

Amenity, Pool, Marina View
B-402, B-431, B-502, B-527, B-602, B-631, B-702,
B-727, B-802, B-831, B-902, B-927



1
BEDROOM
APARTMENT

TYPE F

(with powder room + balcony)

TOTAL SALEABLE AREA

SUITE RANGE = 463.17 - 465.75 SQ.FT.
BALCONY RANGE = 82.24 - 82.77 SQ.FT.
TOTAL RANGE = 545.41 - 547.99 SQ.FT.

List of unit numbers with this unit plan:

VIEWS

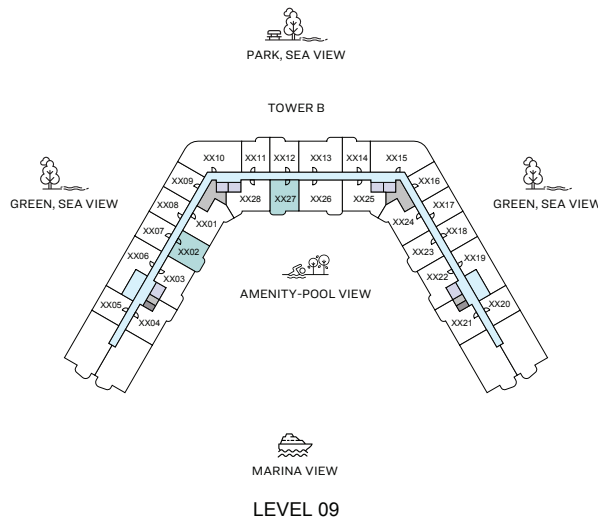
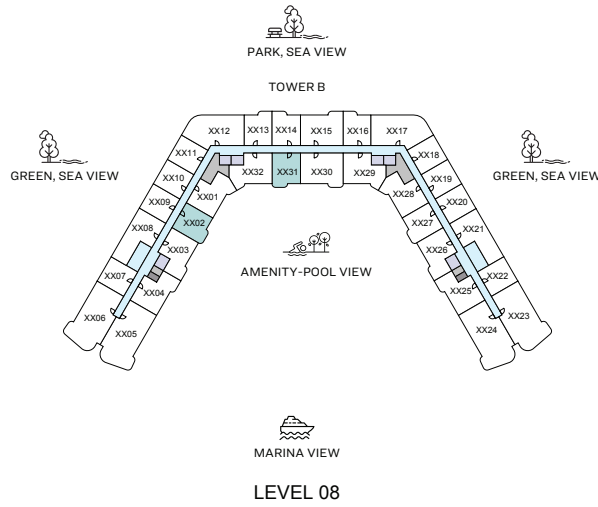
Park View
C-211

Amenity, Pool View
B-302

Park, Sea View
C-309, C-411, C-509, C-611, C-709

Amenity, Pool, Marina View

B-402, B-431, B-502, B-527, B-602, B-631, B-702,
B-727, B-802, B-831, B-902, B-927



1
BEDROOM
APARTMENT

TYPE F

(with powder room + balcony)

TOTAL SALEABLE AREA

SUITE RANGE = 463.17 - 465.75 SQ.FT.
BALCONY RANGE = 82.24 - 82.77 SQ.FT.
TOTAL RANGE = 545.41 - 547.99 SQ.FT.

List of unit numbers with this unit plan:

VIEWS

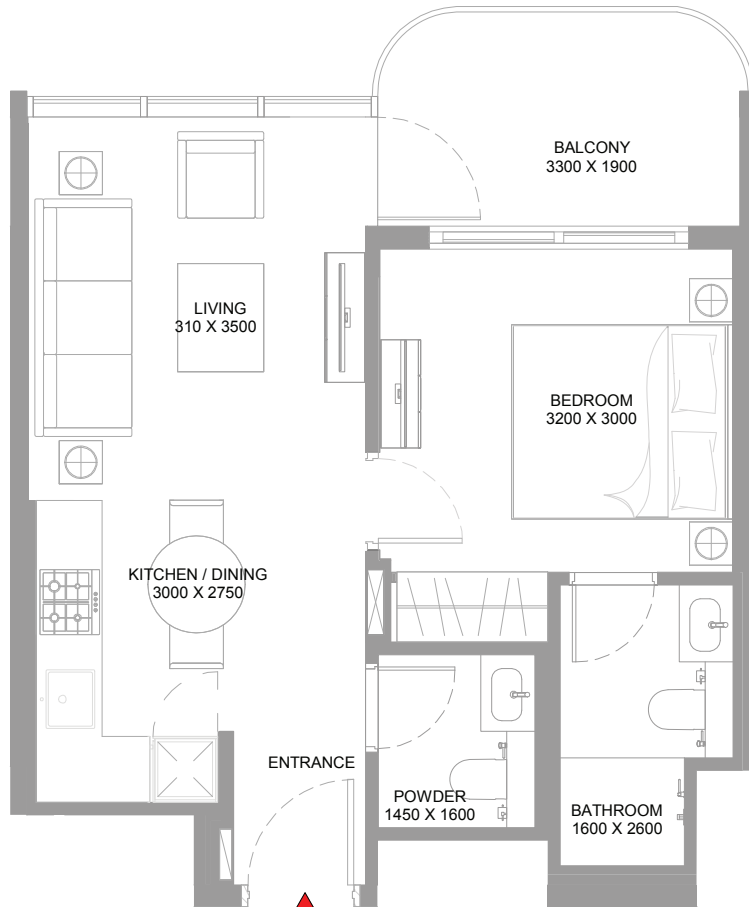
Park View
C-211

Amenity, Pool View
B-302

Park, Sea View
C-309, C-411, C-509, C-611, C-709

Amenity, Pool, Marina View

B-402, B-431, B-502, B-527, B-602, B-631, B-702,
B-727, B-802, B-831, B-902, B-927



1

**BEDROOM
APARTMENT**

TYPE F

(with powder room + balcony)

TOTAL SALEABLE AREA

SUITE RANGE = 463.17 - 465.75 SQ.FT.
BALCONY RANGE = 82.24 - 82.77 SQ.FT.
TOTAL RANGE = 545.41 - 547.99 SQ.FT.

List of unit numbers with this unit plan:

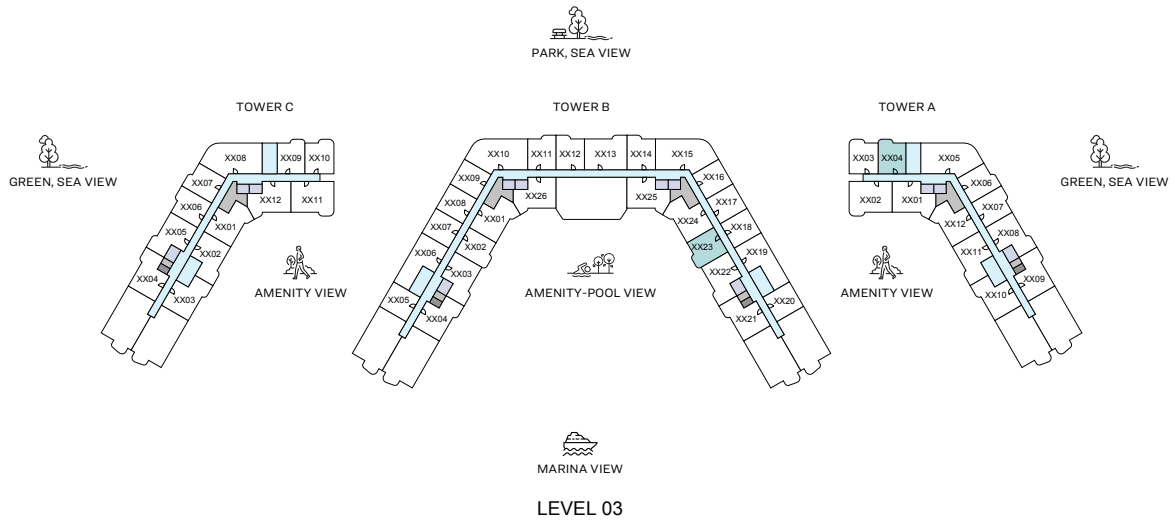
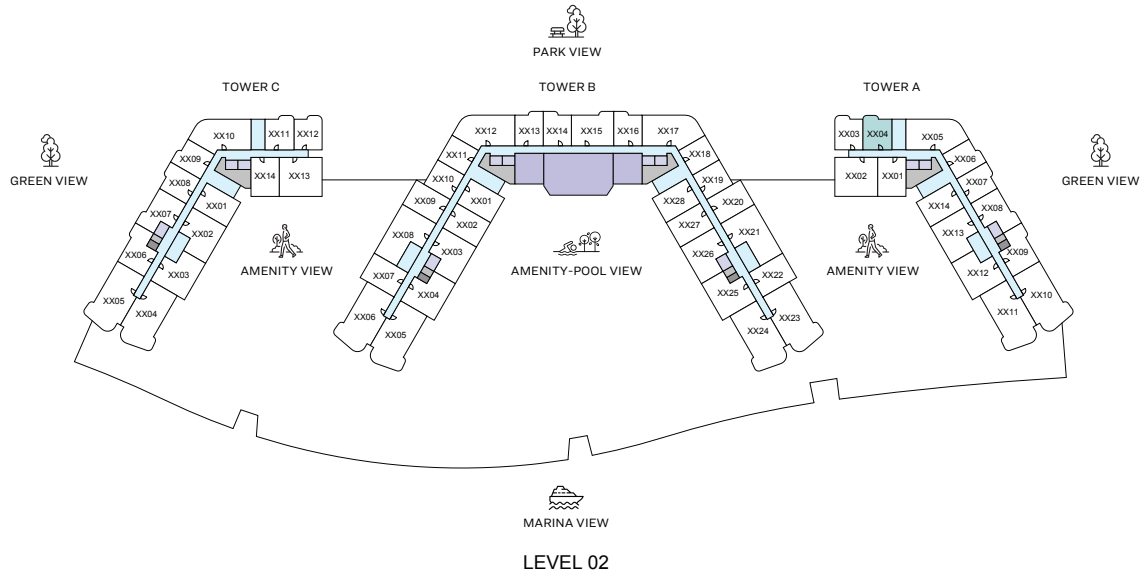
VIEWS

Park View
C-211

Amenity, Pool View
B-302

Park, Sea View
C-309, C-411, C-509, C-611, C-709

Amenity, Pool, Marina View
B-402, B-431, B-502, B-527, B-602, B-631, B-702,
B-727, B-802, B-831, B-902, B-927



1

BEDROOM APARTMENT

TYPE F VARIANT 1

(with powder room + balcony)

TOTAL SALEABLE AREA

SUITE RANGE = 463.17 - 465.75 SQ.FT.

BALCONY = 82.24 SQ.FT.

TOTAL RANGE = 545.41 - 547.99 SQ.FT.

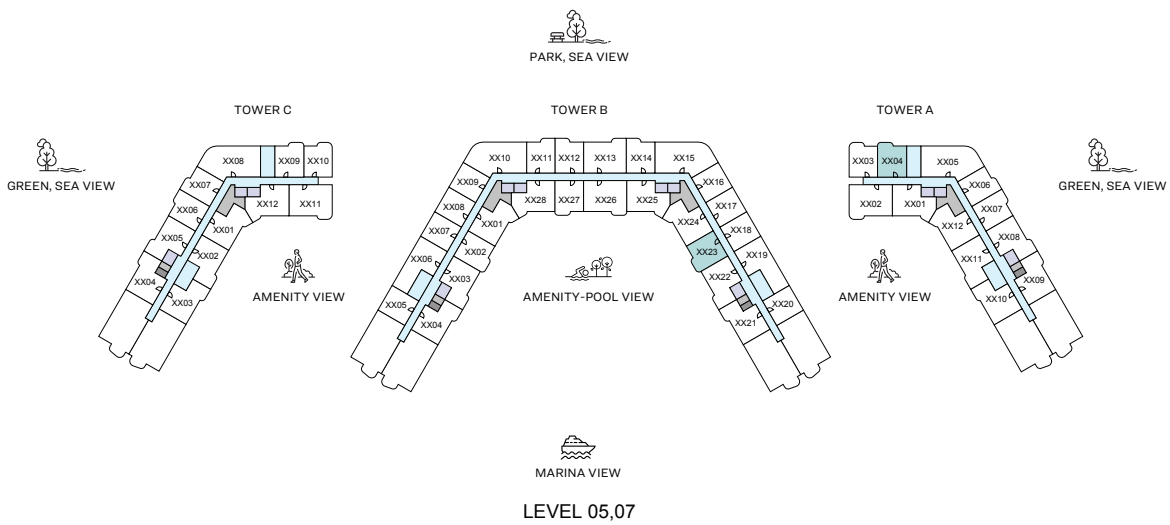
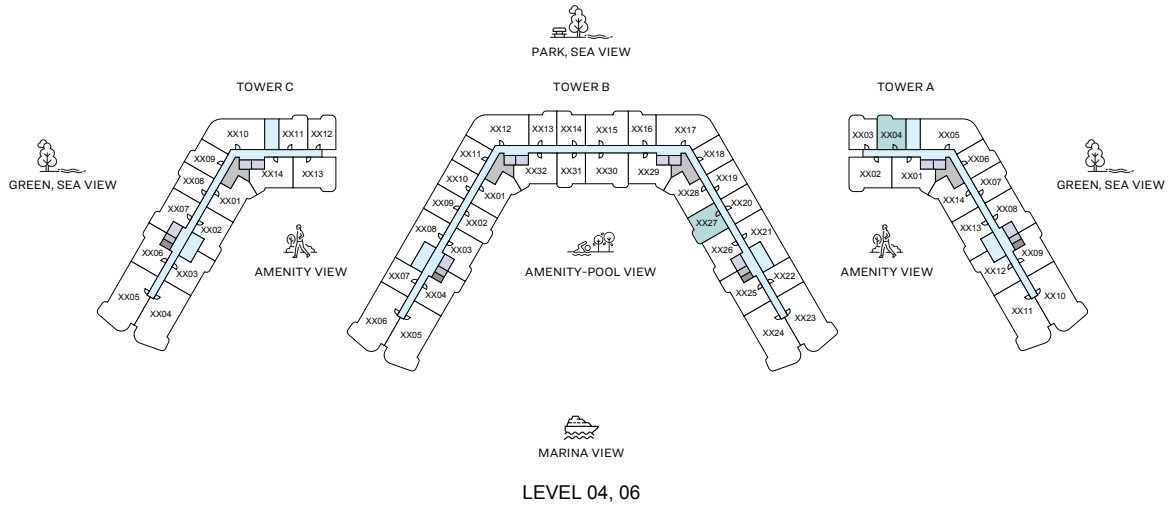
List of unit numbers with this unit plan:

VIEWS

Park View
A-204

Park, Sea View
A-304, A-404, A-504, A-604, A-704

Amenity, Pool, Marina View
B-323, B-427, B-523, B-627, B-723, B-827, B-923



1
BEDROOM
APARTMENT

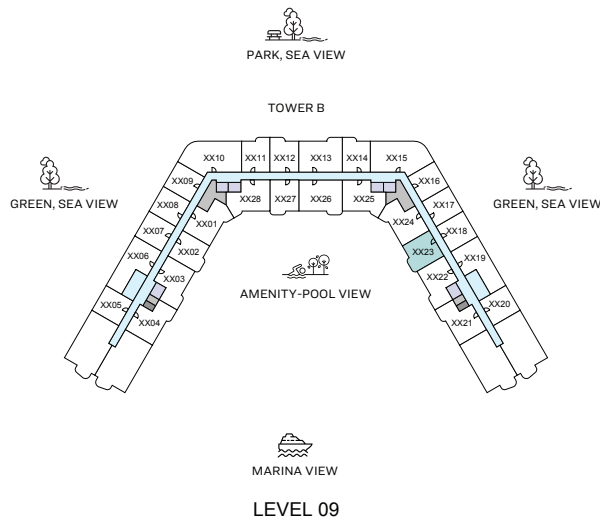
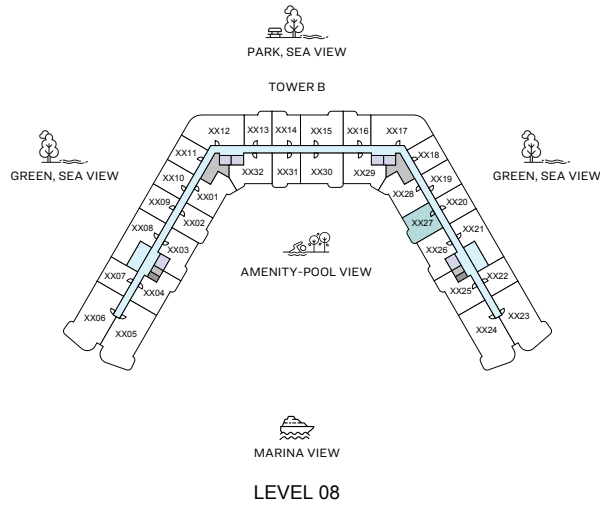
**TYPE F
VARIANT 1**
(with powder room + balcony)

TOTAL SALEABLE AREA
SUITE RANGE = 463.17 - 465.75 SQ.FT.
BALCONY = 82.24 SQ.FT.
TOTAL RANGE = 545.41 - 547.99 SQ.FT.

List of unit numbers with this unit plan:

- VIEWS**
- Park View
A-204
 - Park, Sea View
A-304, A-404, A-504, A-604, A-704
 - Amenity, Pool, Marina View
B-323, B-427, B-523, B-627, B-723, B-827, B-923

Disclaimer: 1. All dimensions are in metric, measured to wall finishes. 2. All materials, dimensions & drawings are approximate. 3. Information is subject to change without notice, at developer's absolute discretion. 4. Actual area may vary from the stated area. 5. Drawing are not to scale. 6. All images used are for illustrative purpose only and do not represent the actual size, features, specifications, fittings and furnishings. 7. The developer reserves the right to make revisions/ alterations, at its absolute discretion, without any liability whatsoever.



1

BEDROOM
APARTMENT

TYPE F VARIANT 1

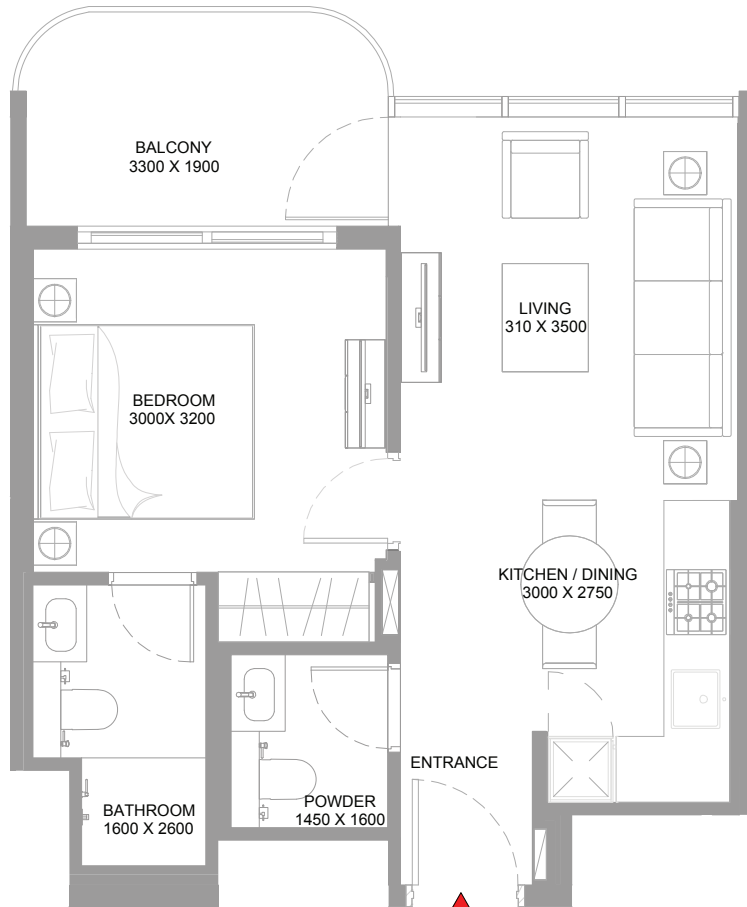
(with powder room + balcony)

TOTAL SALEABLE AREA
 SUITE RANGE = 463.17 - 465.75 SQ.FT.
 BALCONY = 82.24 SQ.FT.
 TOTAL RANGE = 545.41 - 547.99 SQ.FT.

List of unit numbers with this unit plan:

IEWS

- Park View
A-204
- Park, Sea View
A-304, A-404, A-504, A-604, A-704
- Amenity, Pool, Marina View
B-323, B-427, B-523, B-627, B-723, B-827, B-923



1

BEDROOM
APARTMENT

TYPE F VARIANT 1

(with powder room + balcony)

TOTAL SALEABLE AREA
SUITE RANGE = 463.17 - 465.75 SQ.FT.
BALCONY = 82.24 SQ.FT.
TOTAL RANGE = 545.41 - 547.99 SQ.FT.

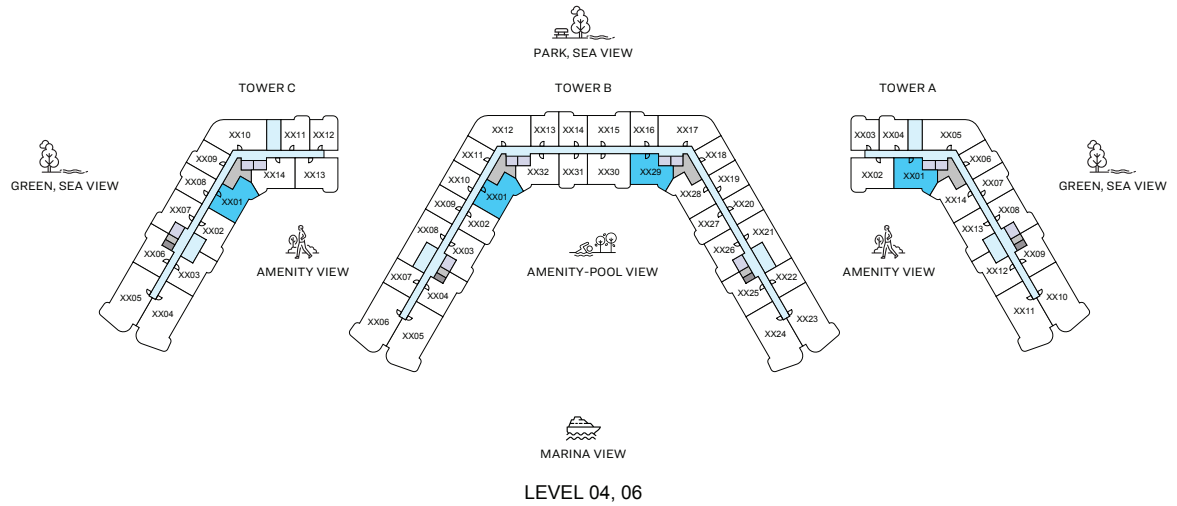
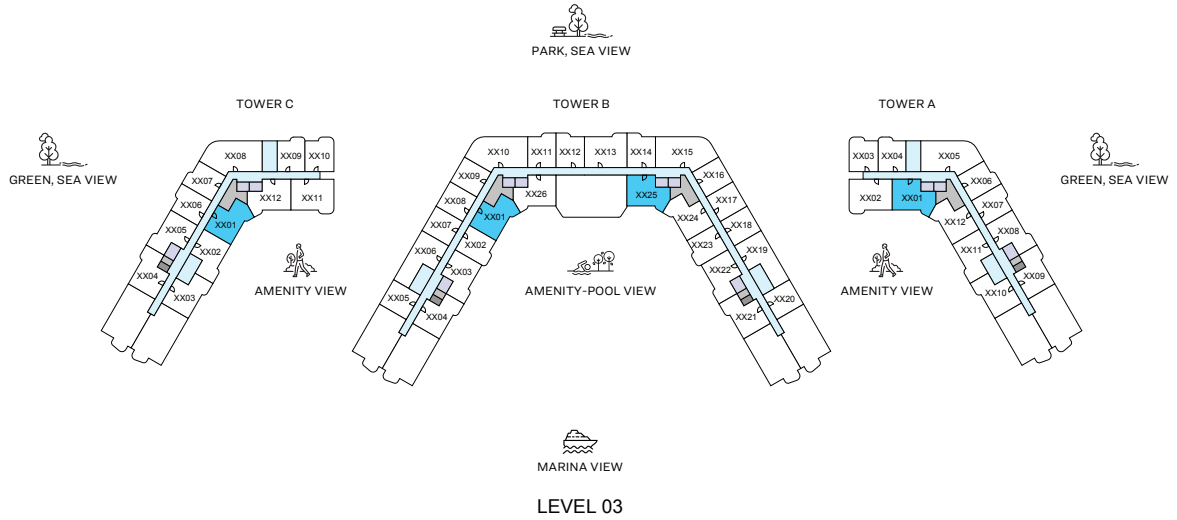
List of unit numbers with this unit plan:

VIEWS

Park View
A-204

Park, Sea View
A-304, A-404, A-504, A-604, A-704

Amenity, Pool, Marina View
B-323, B-427, B-523, B-627, B-723, B-827, B-923



2

BEDROOM
APARTMENT

TYPE A

(with balcony)

TOTAL SALEABLE AREA
 SUITE RANGE = 627.32 - 630.98 SQ.FT.
 BALCONY RANGE = 77.18 - 77.61 SQ.FT.
 TOTAL RANGE = 704.50 - 708.59 SQ.FT.

List of unit numbers with this unit plan:

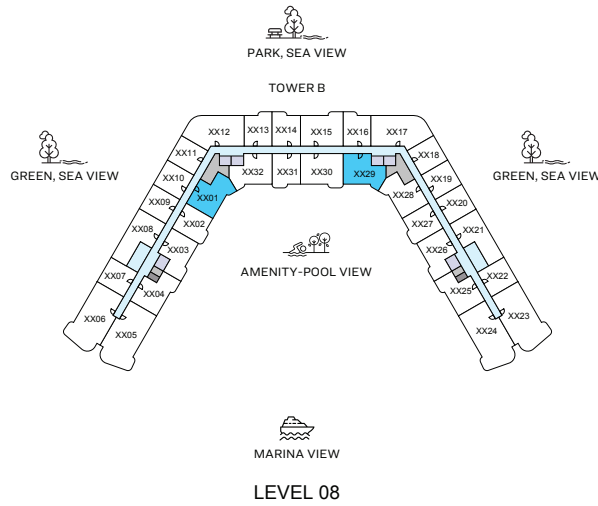
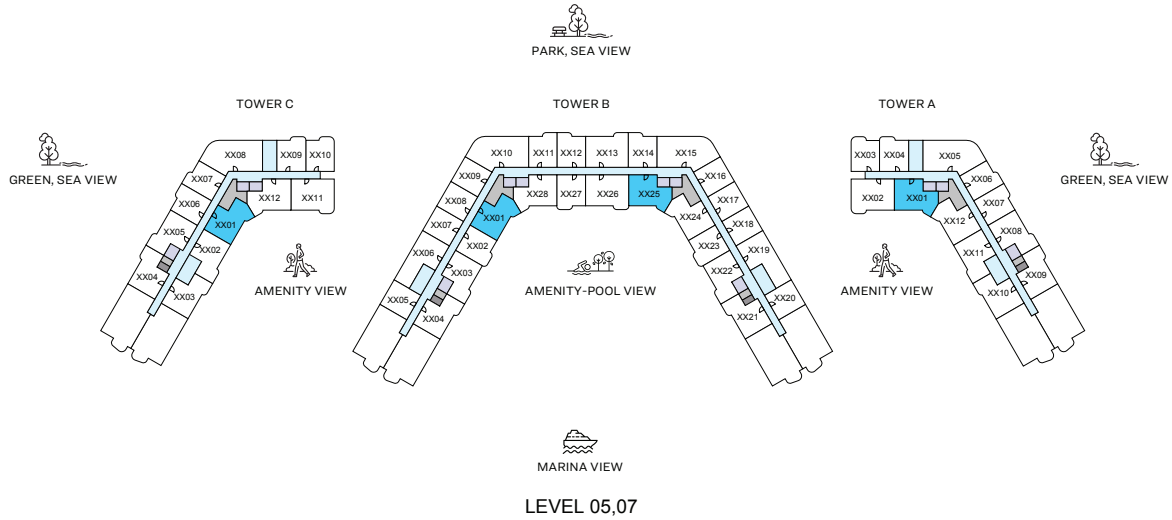
VIEWS

Amenity
 A-301, A-401

Amenity, Pool View
 B-301

Amenity, Pool, Marina View
 B-325, B-401, B-429, B-501, B-525, B-601, B-629,
 B-701, B-725, B-801, B-829, B-901, B-925

Amenity, Marina View
 C-301, C-401, A-501, C-501, A-601, C-601, A-701, C-701



2

BEDROOM
APARTMENT

TYPE A

(with balcony)

TOTAL SALEABLE AREA
 SUITE RANGE = 627.32 - 630.98 SQ.FT.
 BALCONY RANGE = 77.18 - 77.61 SQ.FT.
 TOTAL RANGE = 704.50 - 708.59 SQ.FT.

List of unit numbers with this unit plan:

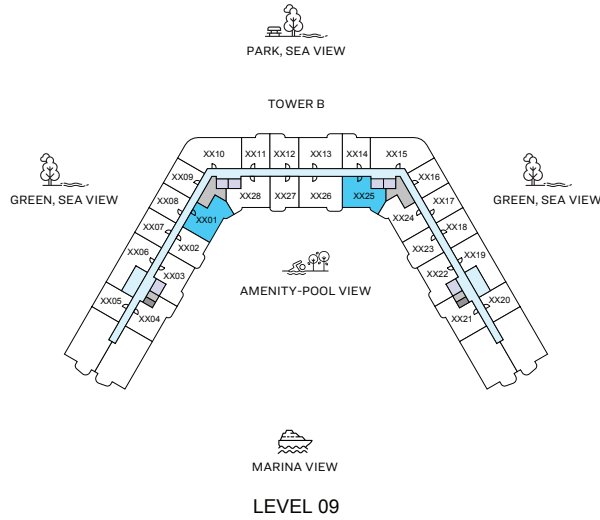
VIEWS

Amenity
 A-301, A-401

Amenity, Pool View
 B-301

Amenity, Pool, Marina View
 B-325, B-401, B-429, B-501, B-525, B-601, B-629,
 B-701, B-725, B-801, B-829, B-901, B-925

Amenity, Marina View
 C-301, C-401, A-501, C-501, A-601, C-601, A-701, C-701



2

BEDROOM
APARTMENT

TYPE A

(with balcony)

TOTAL SALEABLE AREA
 SUITE RANGE = 627.32 - 630.98 SQ.FT.
 BALCONY RANGE = 77.18 - 77.61 SQ.FT.
 TOTAL RANGE = 704.50 - 708.59 SQ.FT.

List of unit numbers with this unit plan:

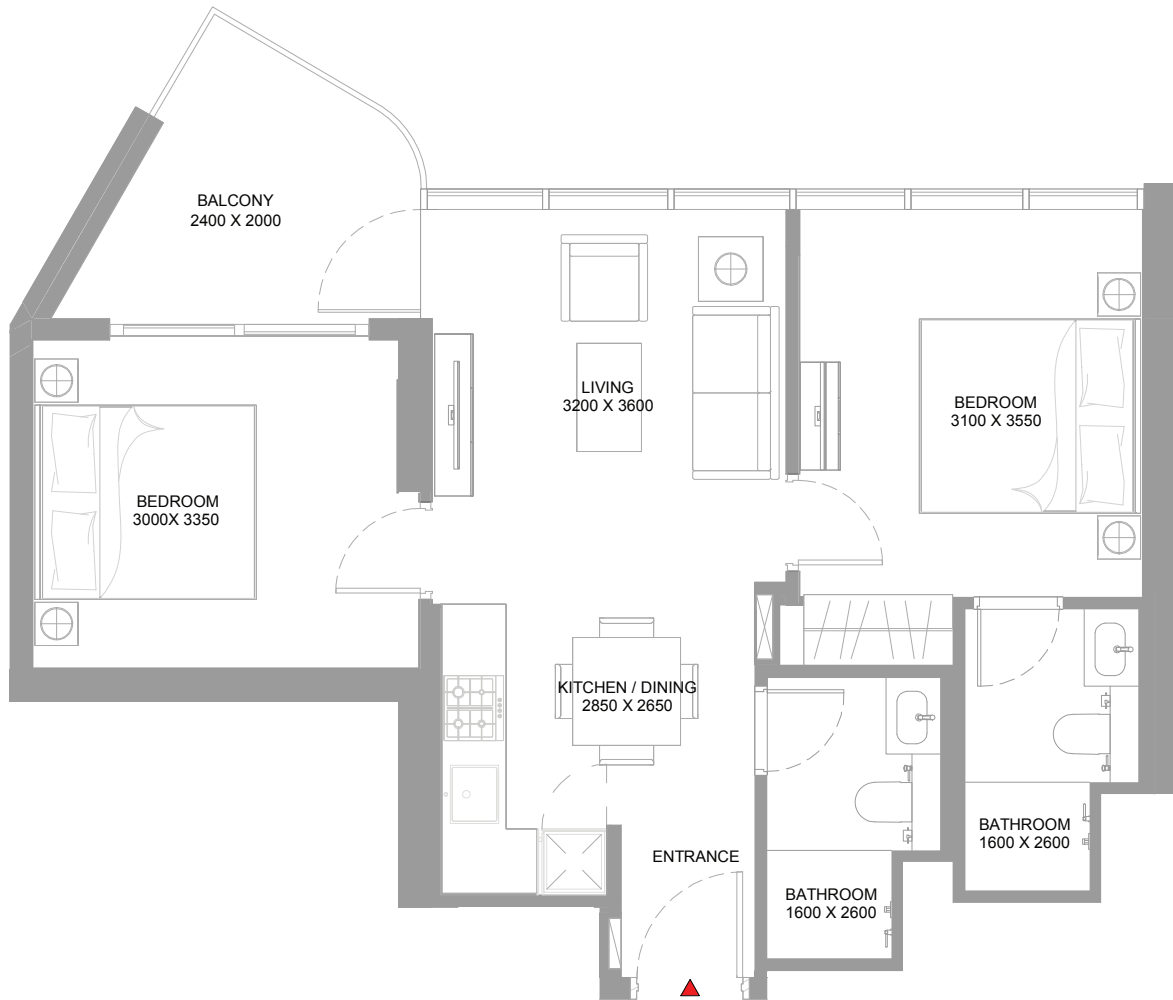
VIEWS

Amenity
 A-301, A-401

Amenity, Pool View
 B-301

Amenity, Pool, Marina View
 B-325, B-401, B-429, B-501, B-525, B-601, B-629,
 B-701, B-725, B-801, B-829, B-901, B-925

Amenity, Marina View
 C-301, C-401, A-501, C-501, A-601, C-601, A-701, C-701



2

BEDROOM
APARTMENT

TYPE A

(with balcony)

TOTAL SALEABLE AREA
 SUITE RANGE = 627.32 - 630.98 SQ.FT.
 BALCONY RANGE = 77.18 - 77.61 SQ.FT.
 TOTAL RANGE = 704.50 - 708.59 SQ.FT.

List of unit numbers with this unit plan:

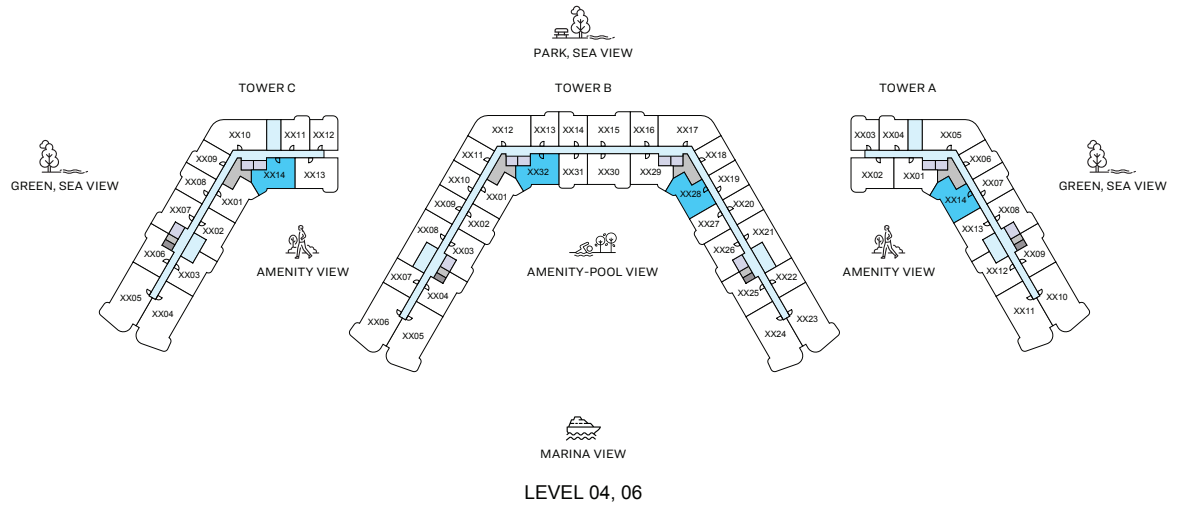
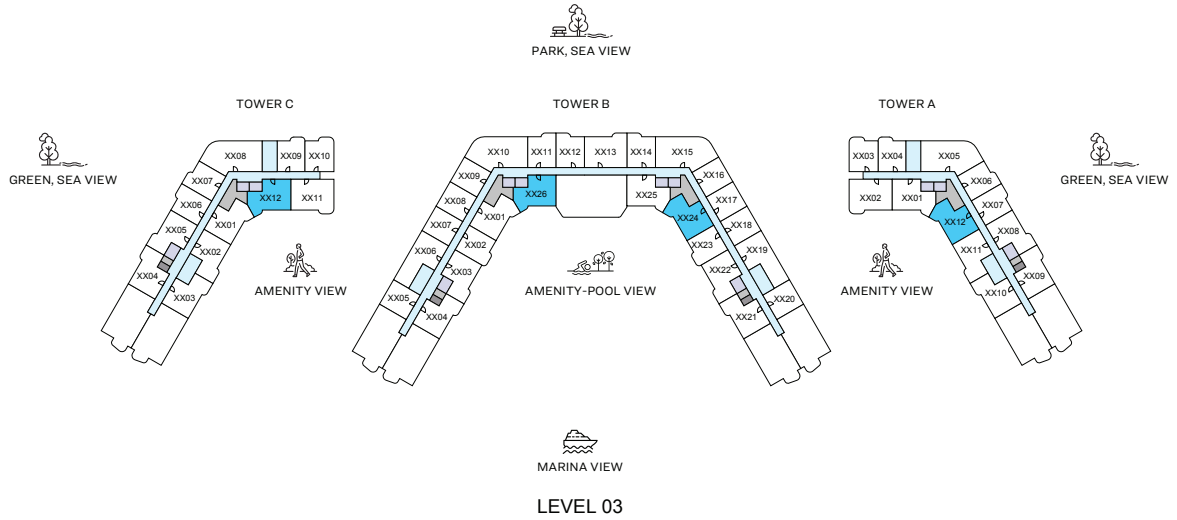
VIEWS

Amenity
 A-301, A-401

Amenity, Pool View
 B-301

Amenity, Pool, Marina View
 B-325, B-401, B-429, B-501, B-525, B-601, B-629,
 B-701, B-725, B-801, B-829, B-901, B-925

Amenity, Marina View
 C-301, C-401, A-501, C-501, A-601, C-601, A-701, C-701



2

BEDROOM
APARTMENT

TYPE A VARIANT 1

(with balcony)

TOTAL SALEABLE AREA
 SUITE RANGE = 628.29 - 640.78 SQ.FT.
 BALCONY RANGE = 77.18 - 77.61 SQ.FT.
 TOTAL RANGE = 705.47 - 718.38 SQ.FT.

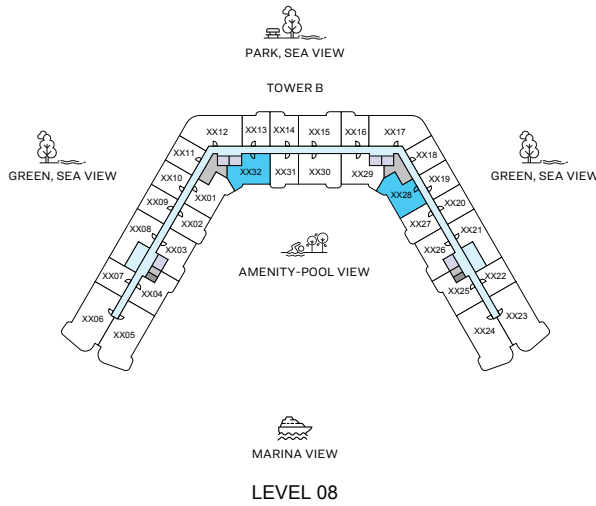
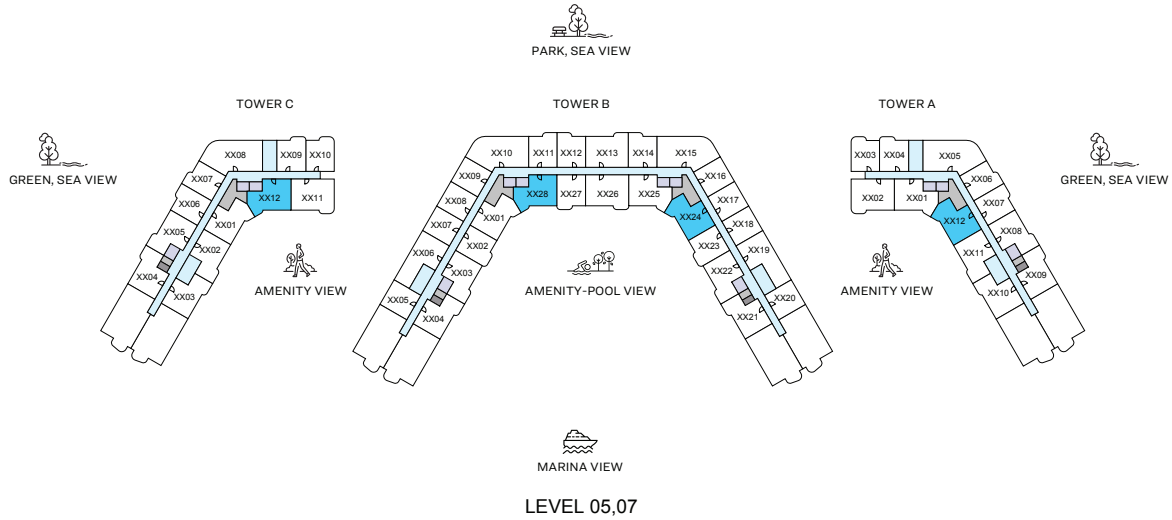
List of unit numbers with this unit plan:

VIEWS

Amenity
 A-312, A-414

Amenity, Pool, Marina View
 B-324, B-326, B-428, B-432, B-524, B-528, B-628,
 B-632, B-724, B-728, B-828, B-832, B-924, B-928

Amenity, Marina View
 C-312, C-414, A-512, C-512, A-614, C-614, A-712, C-712



2

BEDROOM
APARTMENT

TYPE A VARIANT 1

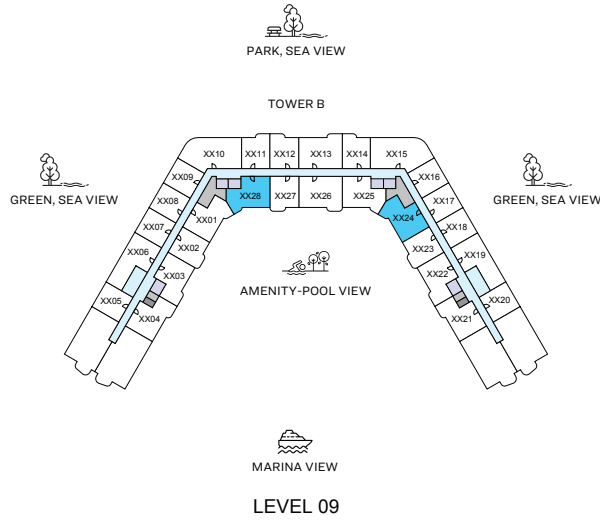
(with balcony)

TOTAL SALEABLE AREA
 SUITE RANGE = 628.29 - 640.78 SQ.FT.
 BALCONY RANGE = 77.18 - 77.61 SQ.FT.
 TOTAL RANGE = 705.47 - 718.38 SQ.FT.

List of unit numbers with this unit plan:

VIEWS

- Amenity
A-312, A-414
- Amenity, Pool, Marina View
B-324, B-326, B-428, B-432, B-524, B-528, B-628,
B-632, B-724, B-728, B-828, B-832, B-924, B-928
- Amenity, Marina View
C-312, C-414, A-512, C-512, A-614, C-614, A-712, C-712



2

BEDROOM
APARTMENT

TYPE A VARIANT 1

(with balcony)

TOTAL SALEABLE AREA
 SUITE RANGE = 628.29 - 640.78 SQ.FT.
 BALCONY RANGE = 77.18 - 77.61 SQ.FT.
 TOTAL RANGE = 705.47 - 718.38 SQ.FT.

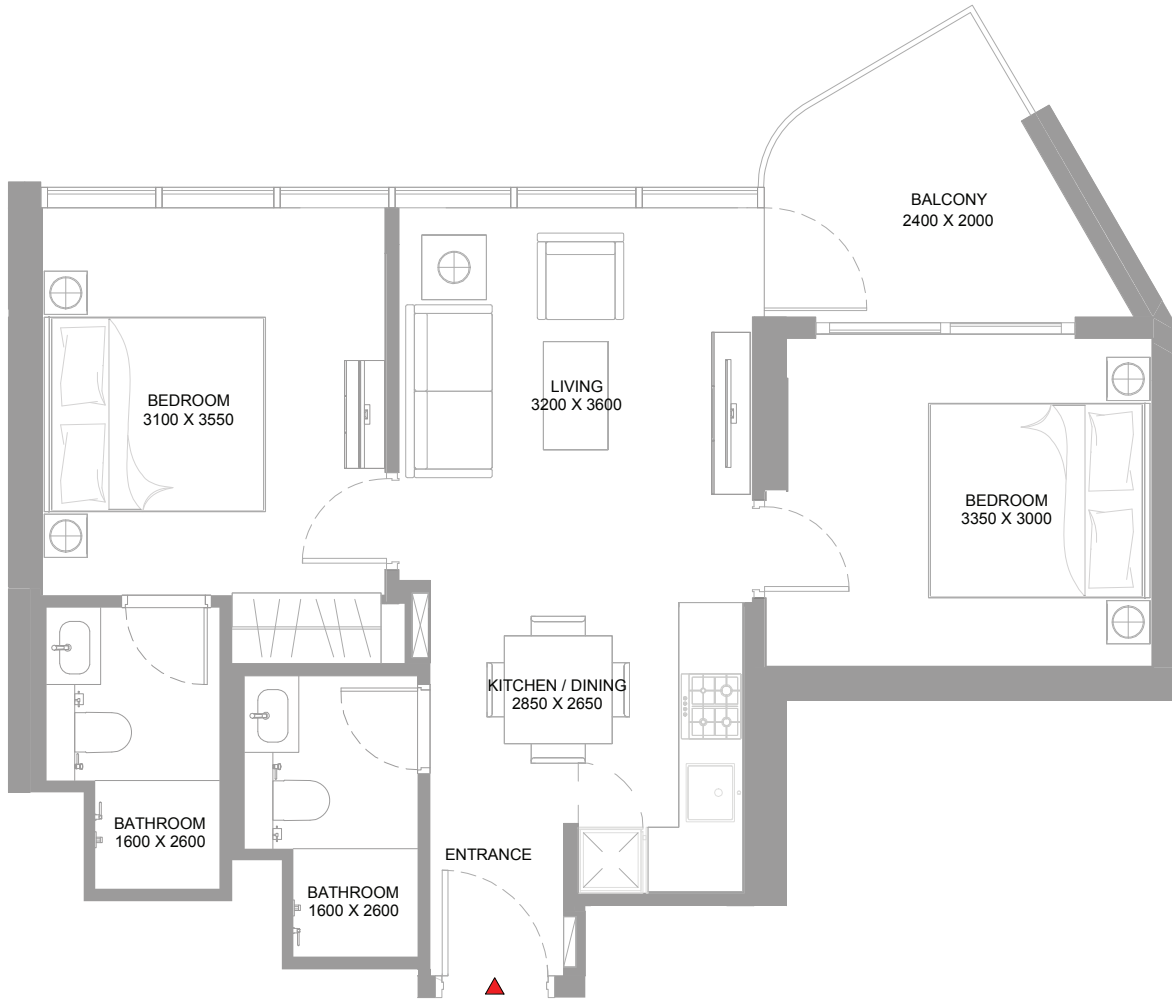
List of unit numbers with this unit plan:

VIEWS

Amenity
 A-312, A-414

Amenity, Pool, Marina View
 B-324, B-326, B-428, B-432, B-524, B-528, B-628,
 B-632, B-724, B-728, B-828, B-832, B-924, B-928

Amenity, Marina View
 C-312, C-414, A-512, C-512, A-614, C-614, A-712, C-712



2

BEDROOM
APARTMENT

TYPE A VARIANT 1

(with balcony)

TOTAL SALEABLE AREA
 SUITE RANGE = 628.29 - 640.78 SQ.FT.
 BALCONY RANGE = 77.18 - 77.61 SQ.FT.
 TOTAL RANGE = 705.47 - 718.38 SQ.FT.

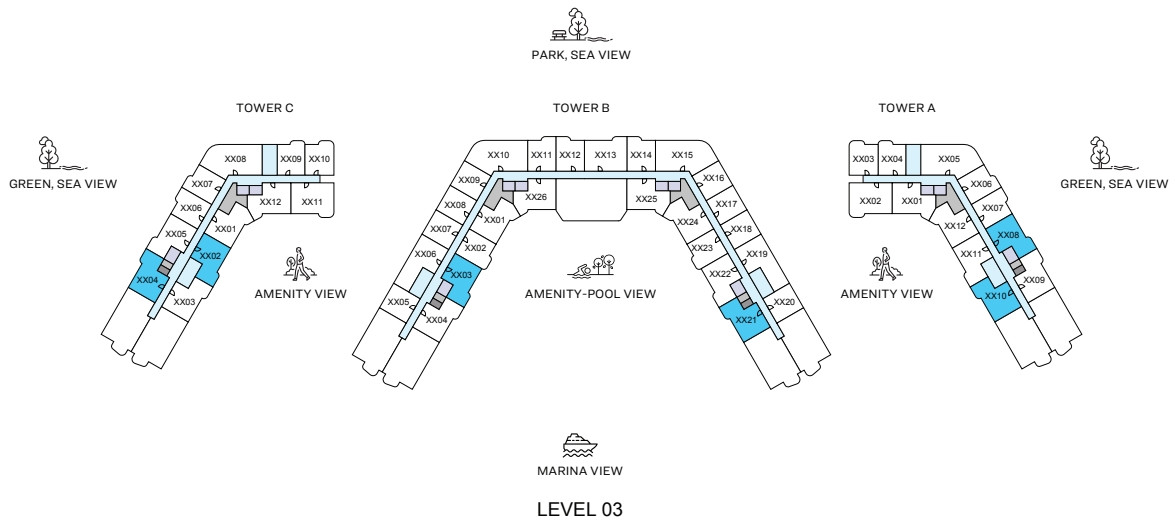
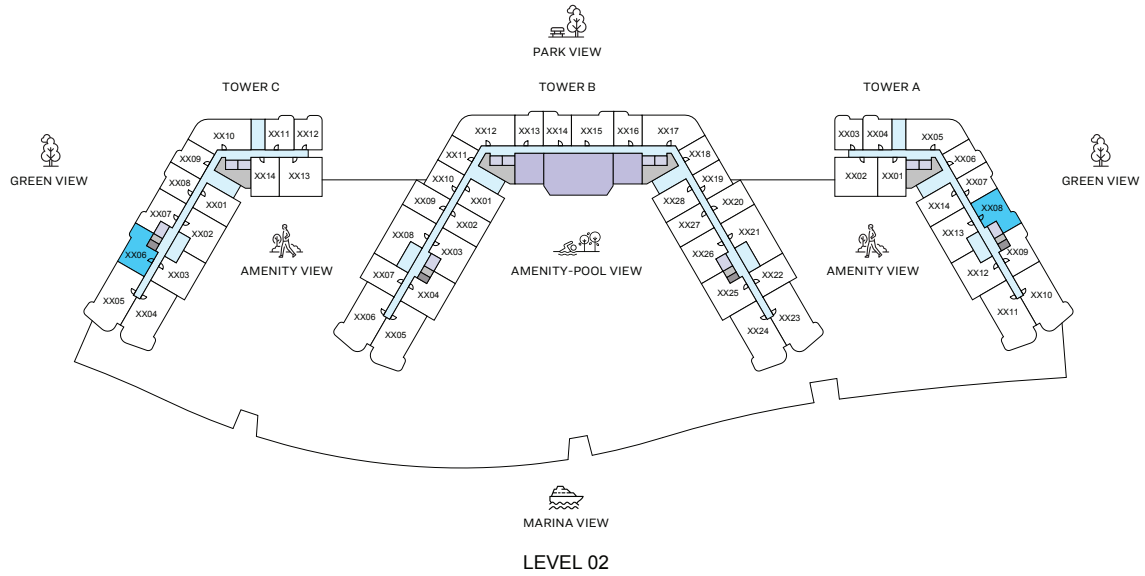
List of unit numbers with this unit plan:

VIEWS

Amenity
 A-312, A-414

Amenity, Pool, Marina View
 B-324, B-326, B-428, B-432, B-524, B-528, B-628,
 B-632, B-724, B-728, B-828, B-832, B-924, B-928

Amenity, Marina View
 C-312, C-414, A-512, C-512, A-614, C-614, A-712, C-712



2

BEDROOM APARTMENT

TYPE B

(with balcony)

TOTAL SALEABLE AREA
 SUITE RANGE = 603.75 - 605.25 SQ.FT.
 BALCONY RANGE = 80.94 - 81.59 SQ.FT.
 TOTAL RANGE = 685.12 - 686.85 SQ.FT.

List of unit numbers with this unit plan:

VIEWS

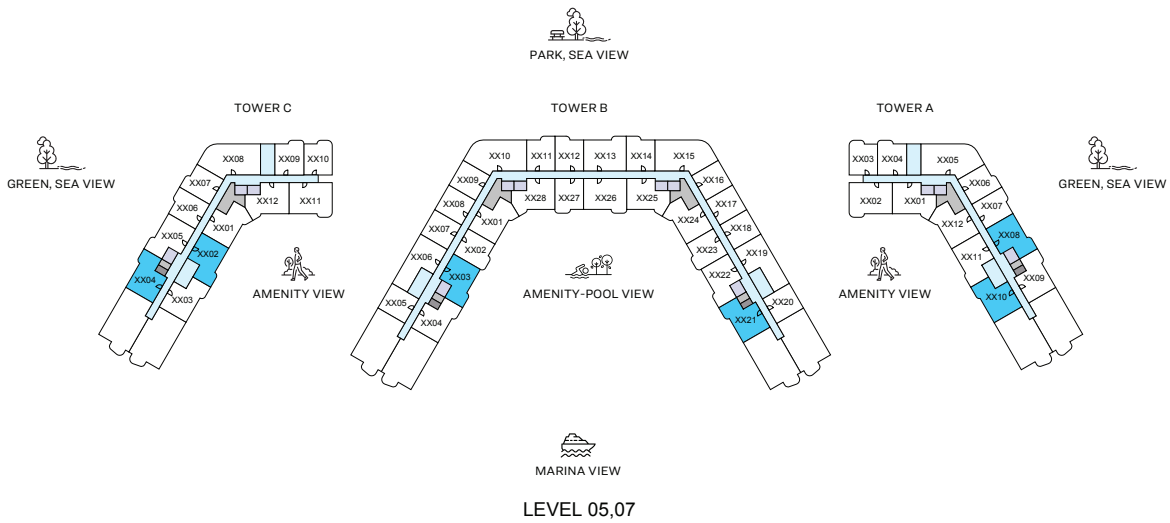
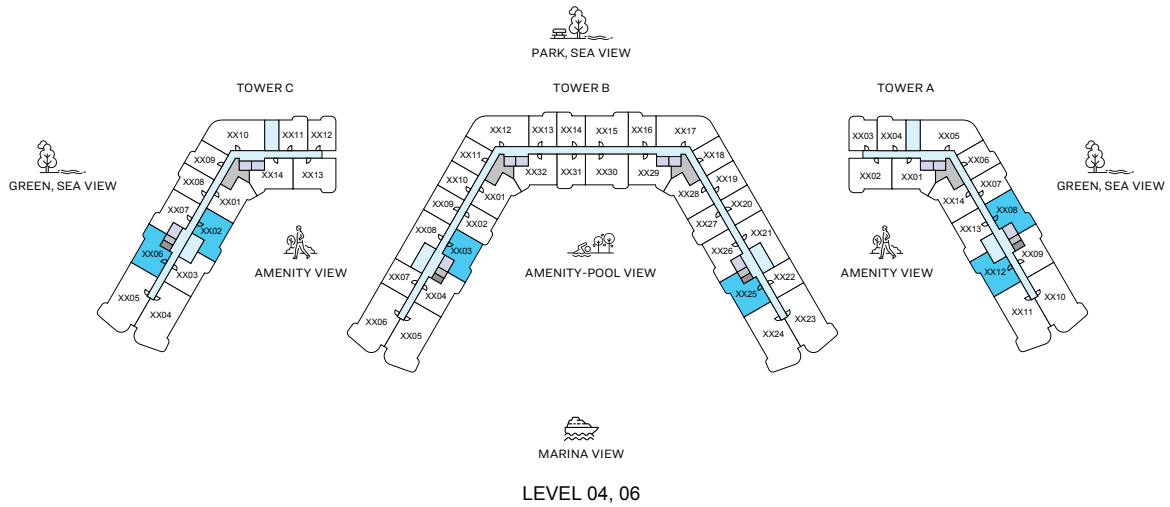
Green View
 A-208, C-206

Green, Sea View
 A-308, C-304, A-408, C-406, A-508, C-504, A-608, C-606, A-708, C-704

Amenity, Marina View
 A-310, C-302, A-412, C-402, A-510, C-502, A-612, C-602, A-710, C-702

Amenity, Pool View
 B-303

Amenity, Pool, Marina View
 B-321, B-403, B-425, B-503, B-521, B-603, B-625, B-703, B-721, B-803, B-825, B-903, B-921



2

BEDROOM
APARTMENT

TYPE B

(with balcony)

TOTAL SALEABLE AREA
 SUITE RANGE = 603.75 - 605.25 SQ.FT.
 BALCONY RANGE = 80.94 - 81.59 SQ.FT.
 TOTAL RANGE = 685.12 - 686.85 SQ.FT.

List of unit numbers with this unit plan:

VIEWS

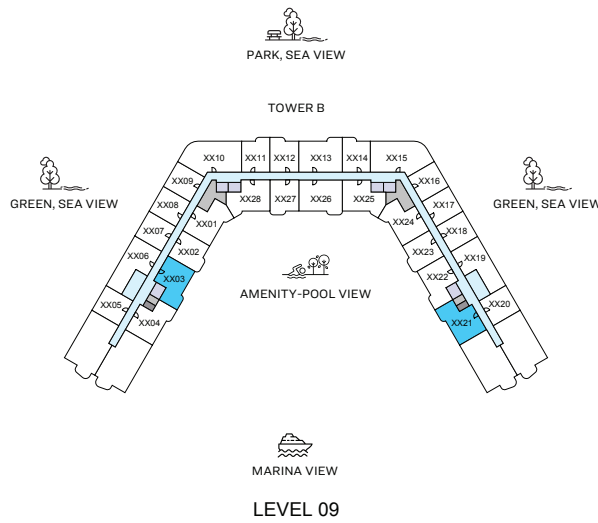
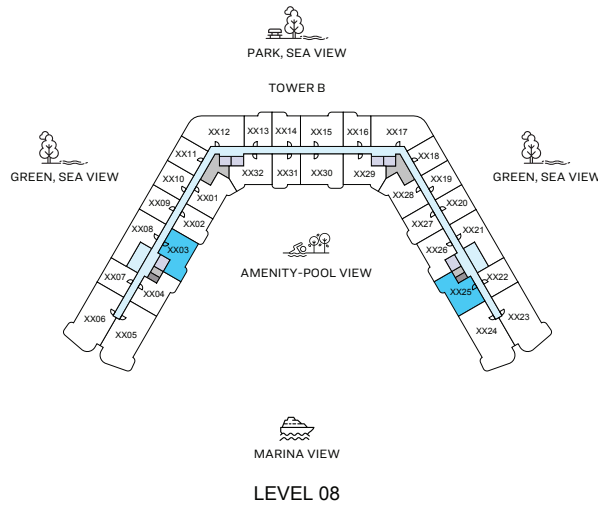
Green View
 A-208, C-206

Green, Sea View
 A-308, C-304, A-408, C-406, A-508, C-504, A-608,
 C-606, A-708, C-704

Amenity, Marina View
 A-310, C-302, A-412, C-402, A-510, C-502, A-612,
 C-602, A-710, C-702

Amenity, Pool View
 B-303

Amenity, Pool, Marina View
 B-321, B-403, B-425, B-503, B-521, B-603, B-625, B-703,
 B-721, B-803, B-825, B-903, B-921



2

BEDROOM
APARTMENT

TYPE B

(with balcony)

TOTAL SALEABLE AREA
 SUITE RANGE = 603.75 - 605.25 SQ.FT.
 BALCONY RANGE = 80.94 - 81.59 SQ.FT.
 TOTAL RANGE = 685.12 - 686.85 SQ.FT.

List of unit numbers with this unit plan:

VIEWS

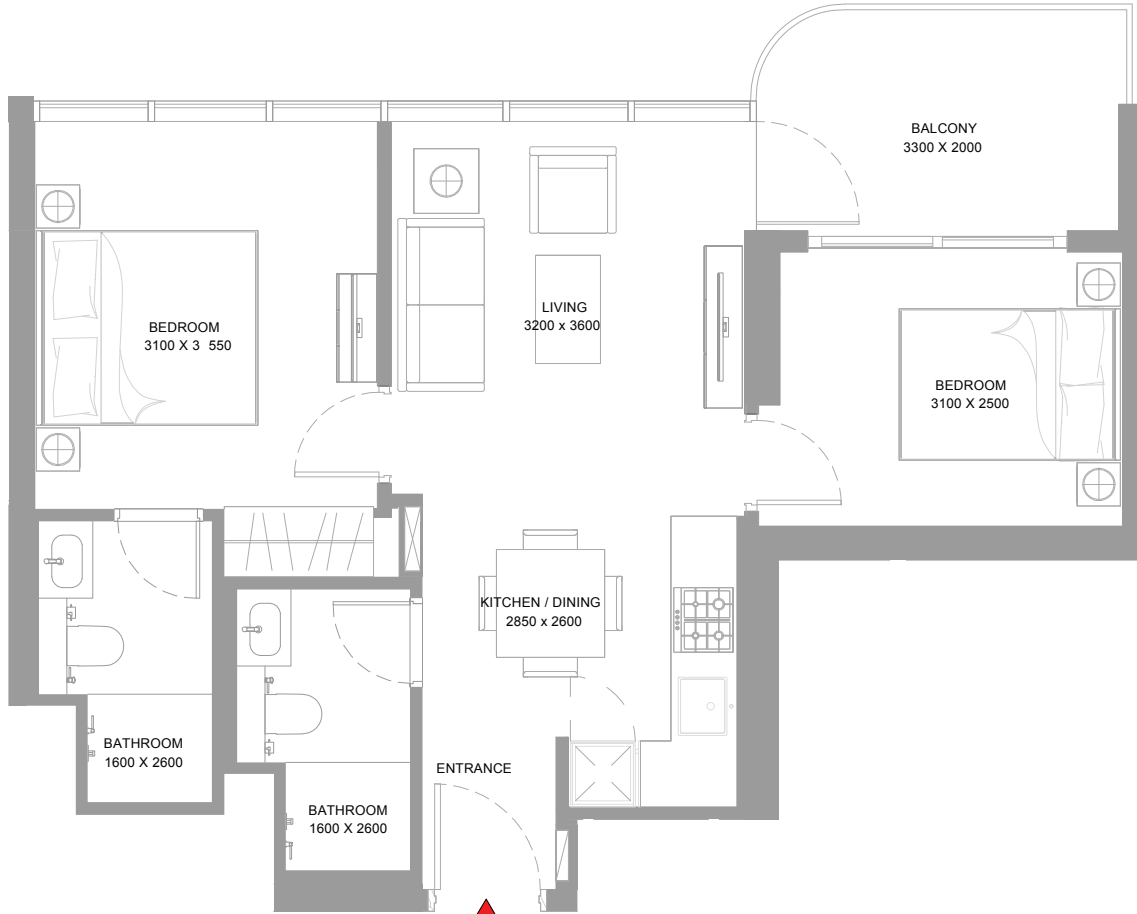
Green View
 A-208, C-206

Green, Sea View
 A-308, C-304, A-408, C-406, A-508, C-504, A-608,
 C-606, A-708, C-704

Amenity, Marina View
 A-310, C-302, A-412, C-402, A-510, C-502, A-612,
 C-602, A-710, C-702

Amenity, Pool View
 B-303

Amenity, Pool, Marina View
 B-321, B-403, B-425, B-503, B-521, B-603, B-625, B-703,
 B-721, B-803, B-825, B-903, B-921



2

BEDROOM
APARTMENT

TYPE B

(with balcony)

TOTAL SALEABLE AREA
 SUITE RANGE = 603.75 - 605.25 SQ.FT.
 BALCONY RANGE = 80.94 - 81.59 SQ.FT.
 TOTAL RANGE = 685.12 - 686.85 SQ.FT.

List of unit numbers with this unit plan:

VIEWS

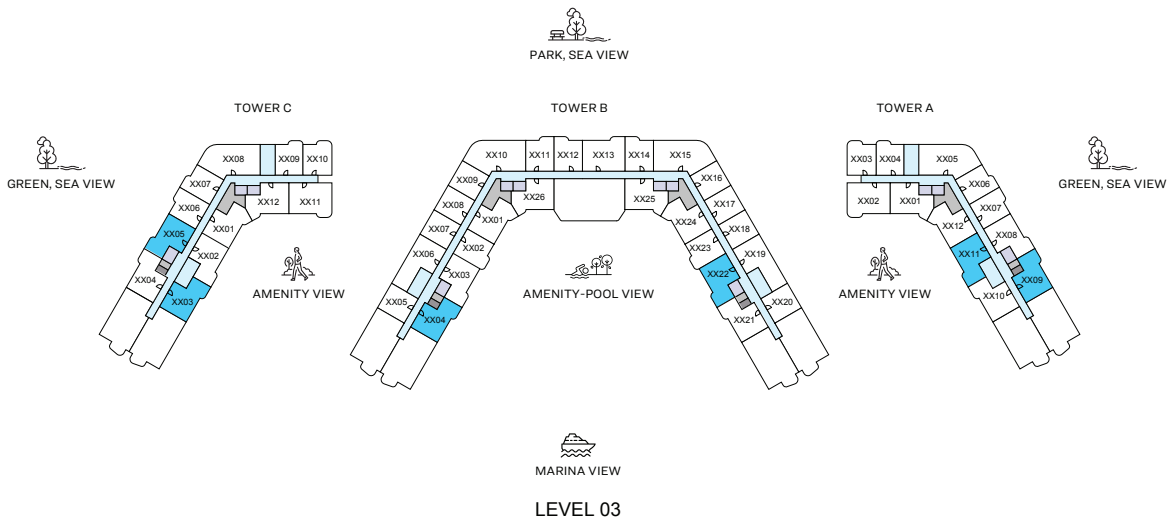
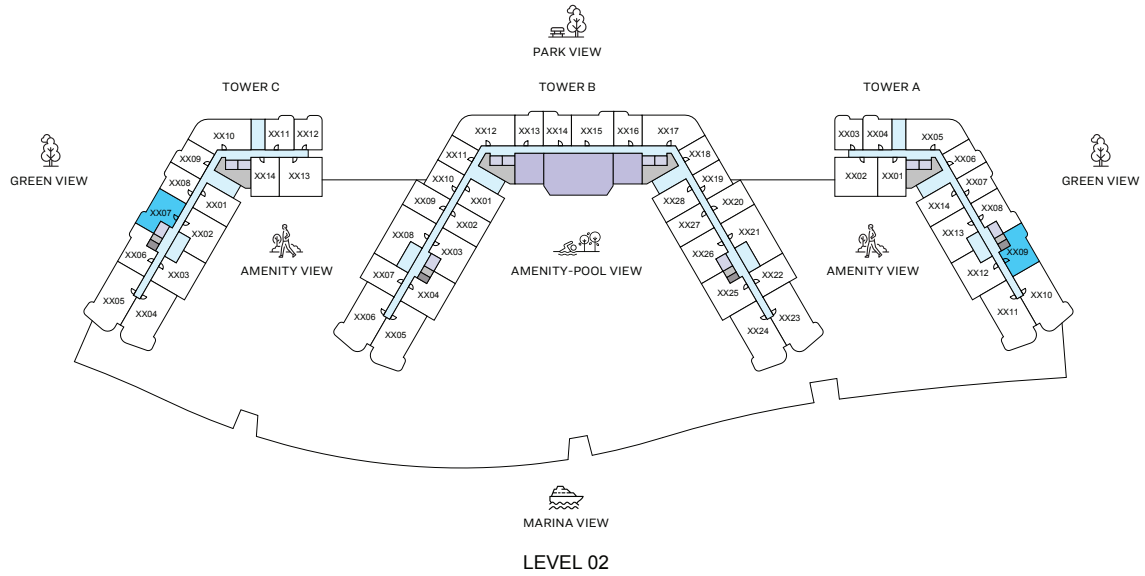
Green View
 A-208, C-206

Green, Sea View
 A-308, C-304, A-408, C-406, A-508, C-504, A-608,
 C-606, A-708, C-704

Amenity, Marina View
 A-310, C-302, A-412, C-402, A-510, C-502, A-612,
 C-602, A-710, C-702

Amenity, Pool View
 B-303

Amenity, Pool, Marina View
 B-321, B-403, B-425, B-503, B-521, B-603, B-625, B-703,
 B-721, B-803, B-825, B-903, B-921



2

BEDROOM
APARTMENT

TYPE B VARIANT 1 (with balcony)

TOTAL SALEABLE AREA
SUITE RANGE = 603.75 - 605.25 SQ.FT.
BALCONY RANGE = 80.84 - 81.70 SQ.FT.
TOTAL RANGE = 684.91 - 686.63 SQ.FT.

List of unit numbers with this unit plan:

VIEWS

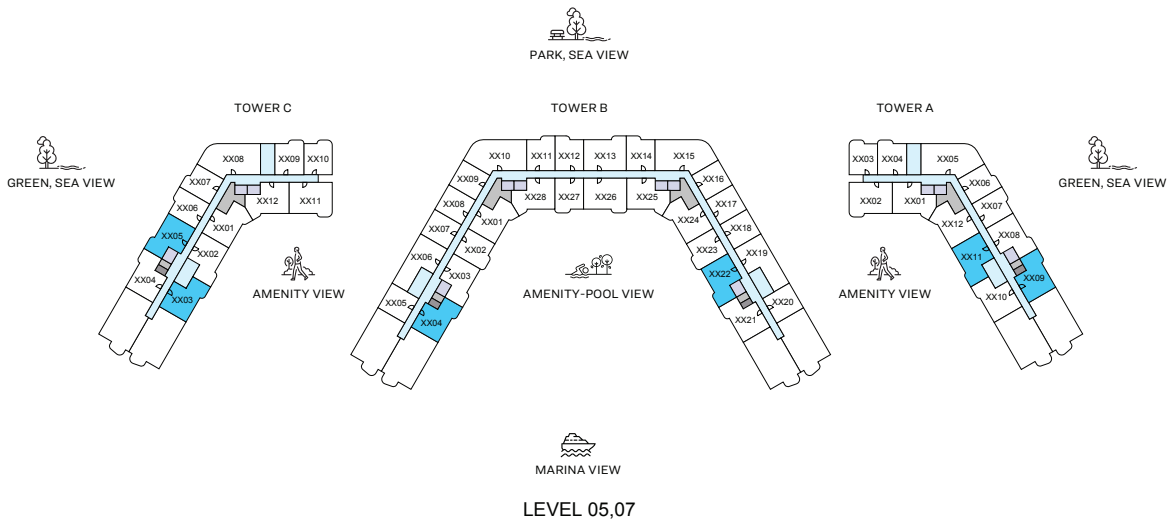
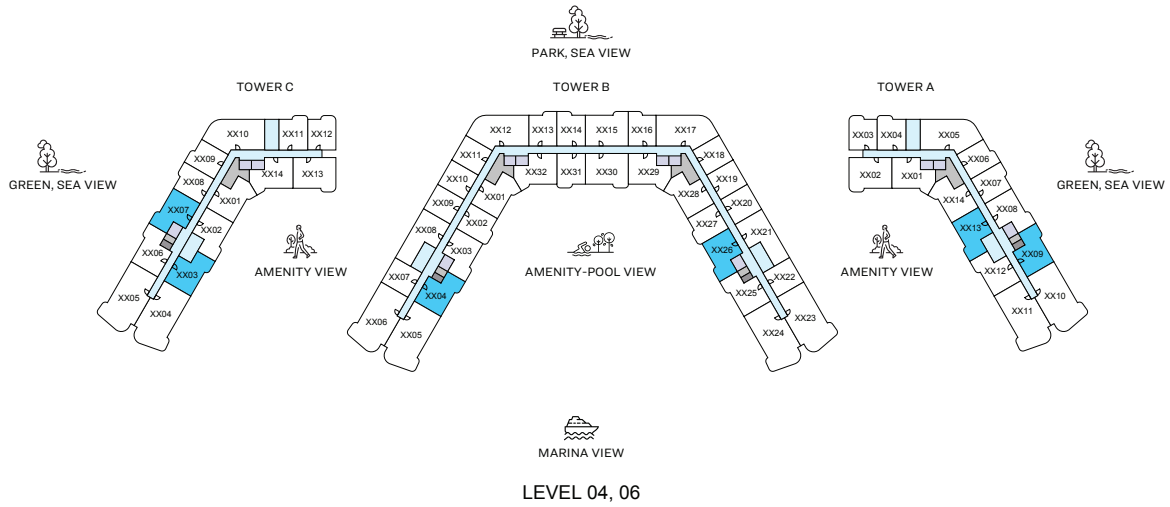
Green View
A-209, C-207

Green, Sea View
A-309, C-305, A-409, C-407, A-509, C-505, A-609, C-607, A-709, C-705

Amenity, Marina View
A-311, C-303, A-413, C-403, A-511, C-503, A-613, C-603, A-711, C-703

Amenity, Pool View
B-304

Amenity, Pool, Marina View
B-322, B-404, B-426, B-504, B-522, B-604, B-626, B-704, B-722, B-804, B-826, B-904, B-922



2

BEDROOM
APARTMENT

TYPE B VARIANT 1 (with balcony)

TOTAL SALEABLE AREA
SUITE RANGE = 603.75 - 605.25 SQ.FT.
BALCONY RANGE = 80.84 - 81.70 SQ.FT.
TOTAL RANGE = 684.91 - 686.63 SQ.FT.

List of unit numbers with this unit plan:

VIEWS

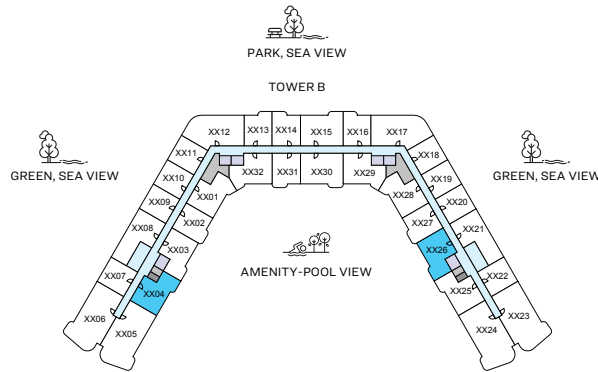
Green View
A-209, C-207

Green, Sea View
A-309, C-305, A-409, C-407, A-509, C-505, A-609, C-607, A-709, C-705

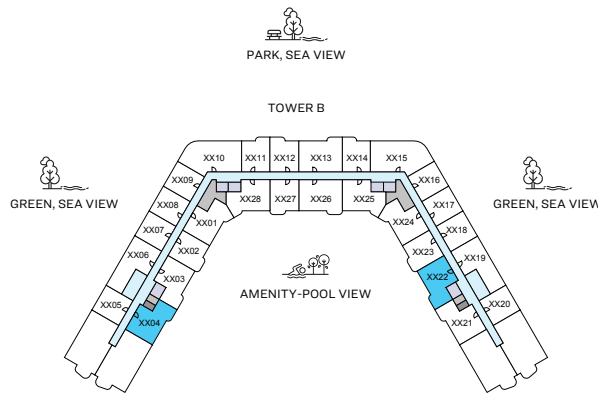
Amenity, Marina View
A-311, C-303, A-413, C-403, A-511, C-503, A-613, C-603, A-711, C-703

Amenity, Pool View
B-304

Amenity, Pool, Marina View
B-322, B-404, B-426, B-504, B-522, B-604, B-626, B-704, B-722, B-804, B-826, B-904, B-922



MARINA VIEW
LEVEL 08



MARINA VIEW
LEVEL 09

2

BEDROOM
APARTMENT

TYPE B VARIANT 1 (with balcony)

TOTAL SALEABLE AREA
SUITE RANGE = 603.75 - 605.25 SQ.FT.
BALCONY RANGE = 80.84 - 81.70 SQ.FT.
TOTAL RANGE = 684.91 - 686.63 SQ.FT.

List of unit numbers with this unit plan:

VIEWS

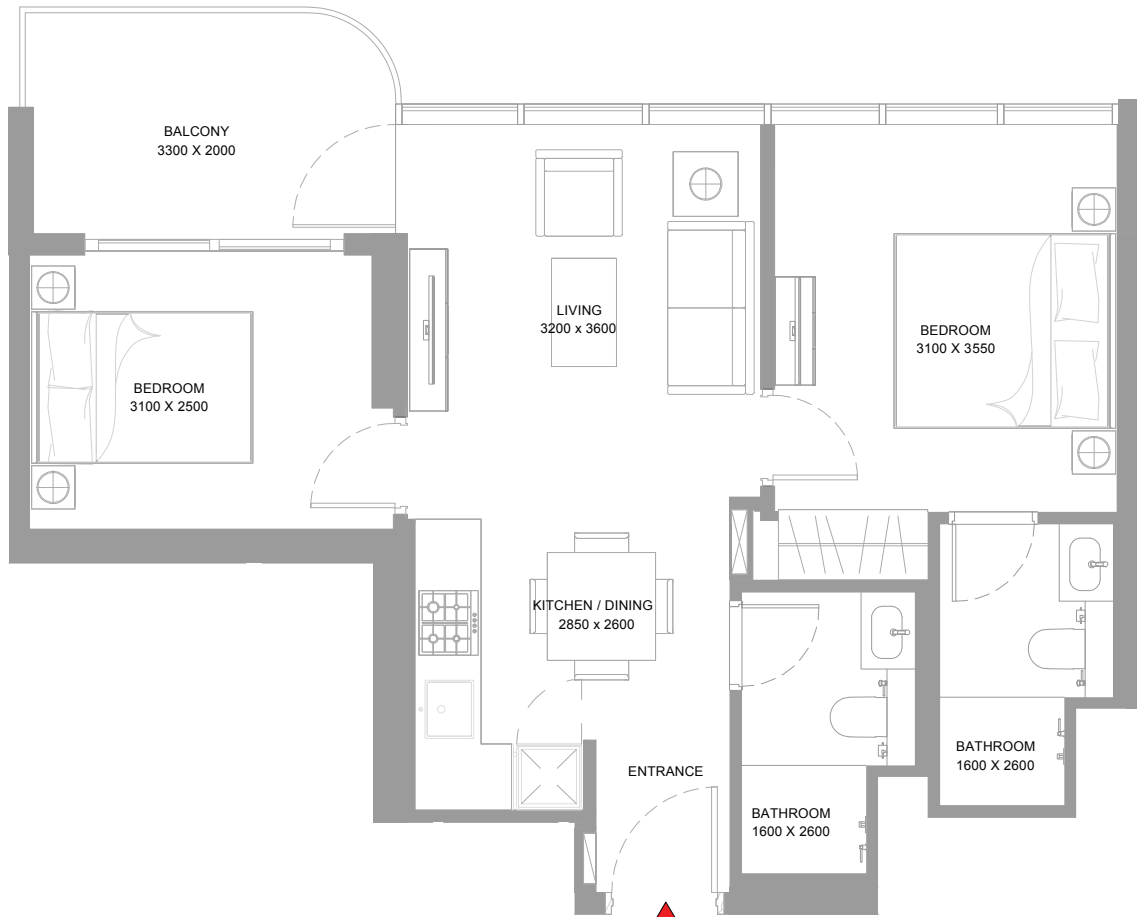
Green View
A-209, C-207

Green, Sea View
A-309, C-305, A-409, C-407, A-509, C-505, A-609,
C-607, A-709, C-705

Amenity, Marina View
A-311, C-303, A-413, C-403, A-511, C-503, A-613,
C-603, A-711, C-703

Amenity, Pool View
B-304

Amenity, Pool, Marina View
B-322, B-404, B-426, B-504, B-522, B-604, B-626,
B-704, B-722, B-804, B-826, B-904, B-922



2

BEDROOM
APARTMENT

TYPE B VARIANT 1

(with balcony)

TOTAL SALEABLE AREA
 SUITE RANGE = 603.75 - 605.25 SQ.FT.
 BALCONY RANGE = 80.84 - 81.70 SQ.FT.
 TOTAL RANGE = 684.91 - 686.63 SQ.FT.

List of unit numbers with this unit plan:

VIEWS

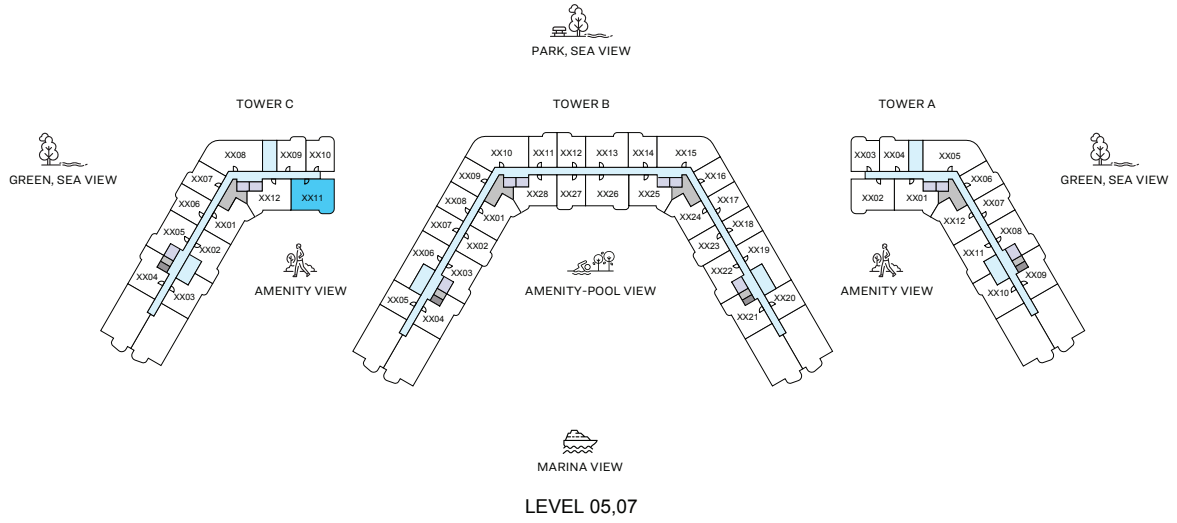
Green View
 A-209, C-207

Green, Sea View
 A-309, C-305, A-409, C-407, A-509, C-505, A-609,
 C-607, A-709, C-705

Amenity, Marina View
 A-311, C-303, A-413, C-403, A-511, C-503, A-613,
 C-603, A-711, C-703

Amenity, Pool View
 B-304

Amenity, Pool, Marina View
 B-322, B-404, B-426, B-504, B-522, B-604, B-626,
 B-704, B-722, B-804, B-826, B-904, B-922



2

BEDROOM
APARTMENT

TYPE C

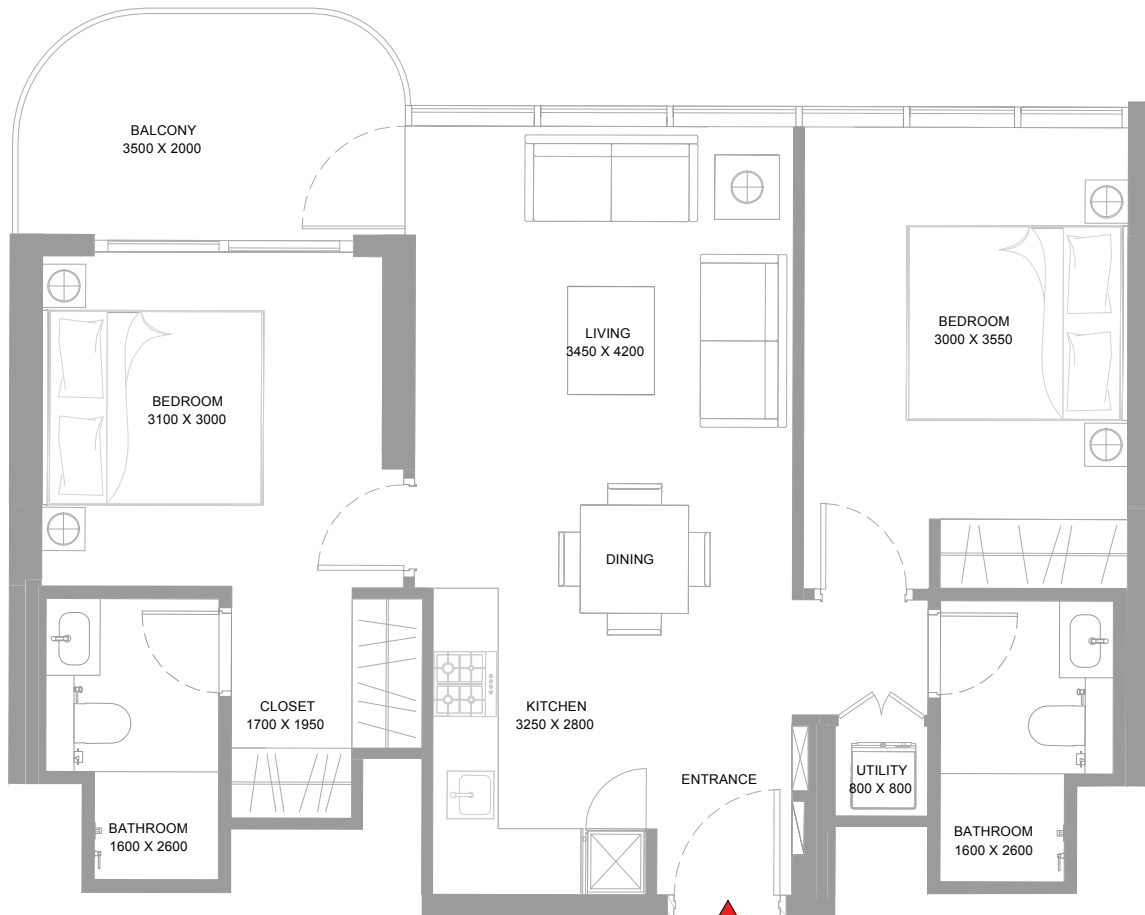
(with balcony)

TOTAL SALEABLE AREA
 SUITE = 727.96 SQ.FT.
 BALCONY = 80.41 SQ.FT.
 TOTAL = 808.37 SQ.FT.

List of unit numbers with this unit plan:

VIEWS

Amenity, Marina View
 C-311, C-413, C-511, C-613, C-711



2

BEDROOM
APARTMENT

TYPE C

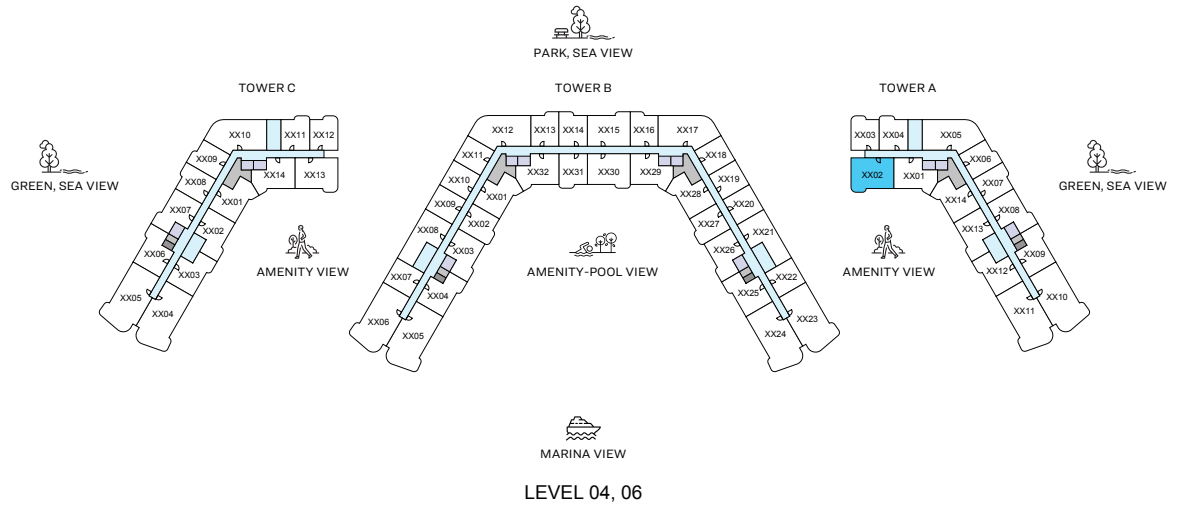
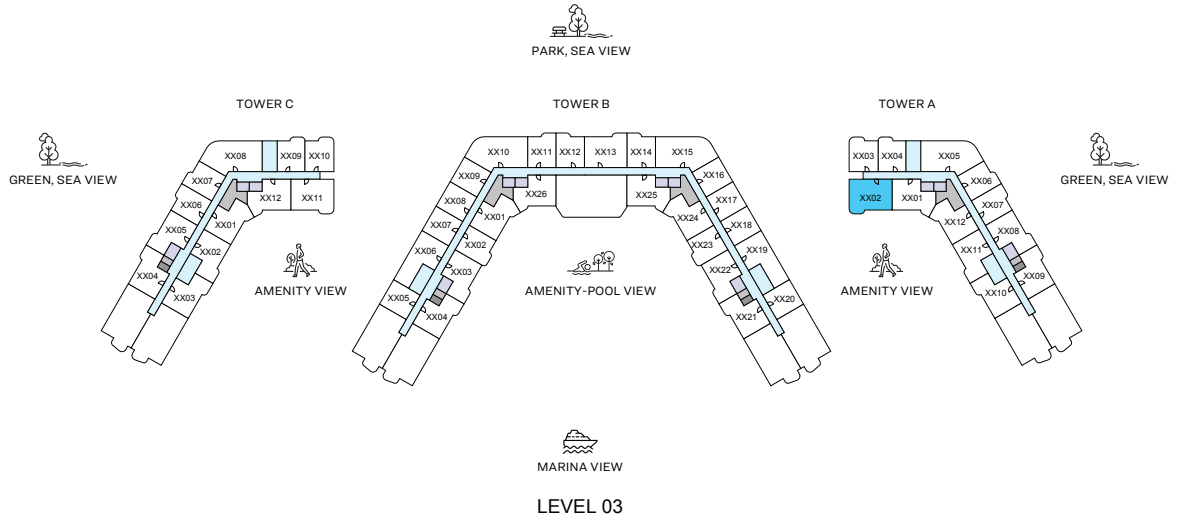
(with balcony)

TOTAL SALEABLE AREA
SUITE = 727.96 SQ.FT.
BALCONY = 80.41 SQ.FT.
TOTAL = 808.37 SQ.FT.

List of unit numbers with this unit plan:

VIEWS

Amenity, Marina View
C-311, C-413, C-511, C-613, C-711



2

BEDROOM
APARTMENT

TYPE C VARIANT 1

(with balcony)

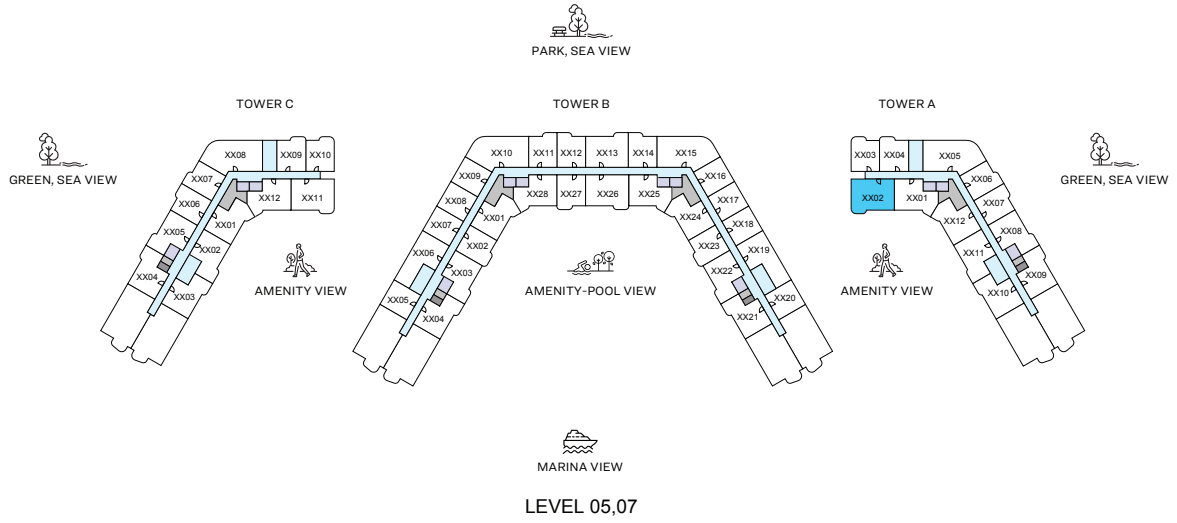
TOTAL SALEABLE AREA
SUITE = 727.96 SQ.FT.
BALCONY = 80.41 SQ.FT.
TOTAL = 808.37 SQ.FT.

List of unit numbers with this unit plan:

VIEWS

Amenity
A-302, A-402

Amenity, Marina View
A502, A602, A702



2
BEDROOM
APARTMENT

TYPE C
VARIANT 1
(with balcony)

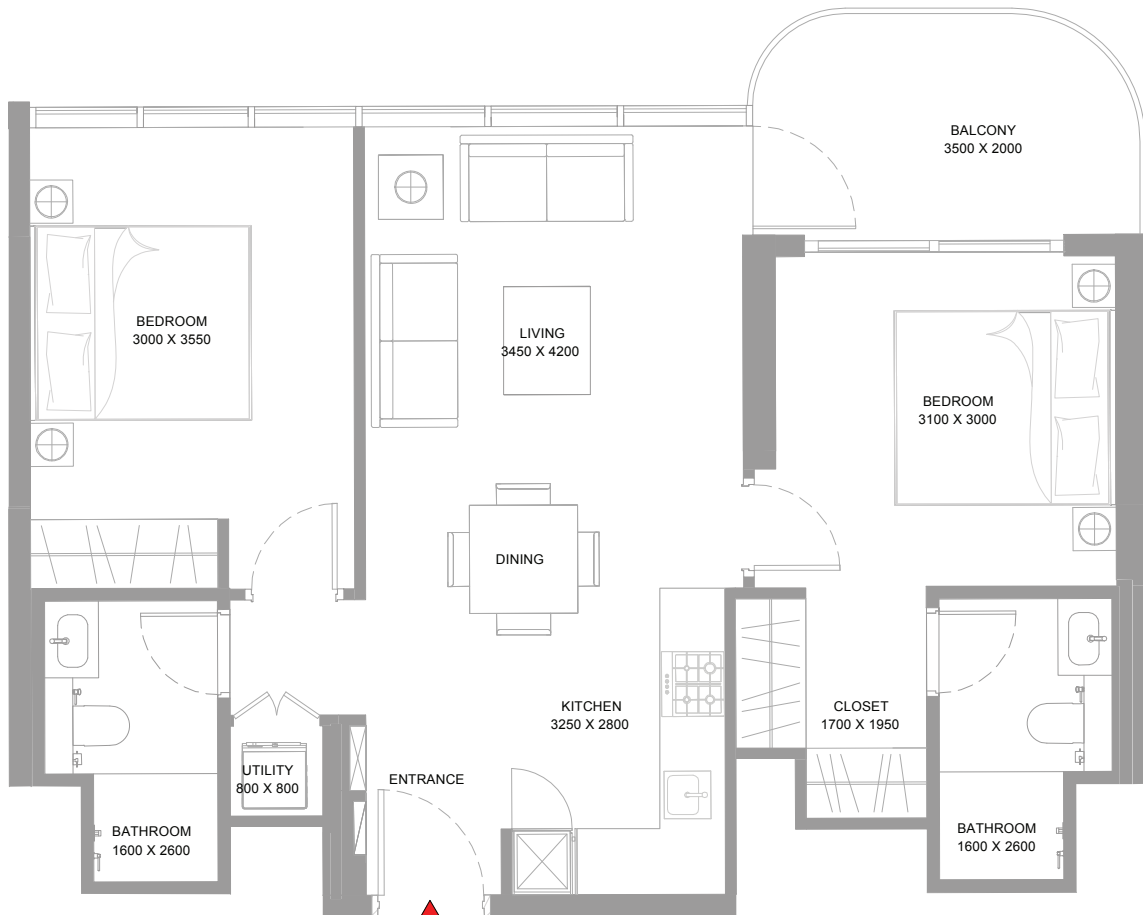
TOTAL SALEABLE AREA
SUITE = 727.96 SQ.FT.
BALCONY = 80.41 SQ.FT.
TOTAL = 808.37 SQ.FT.

List of unit numbers with this unit plan:

VIEWS

Amenity
A-302, A-402

Amenity, Marina View
A502, A602, A702



2

BEDROOM
APARTMENT

TYPE C VARIANT 1 (with balcony)

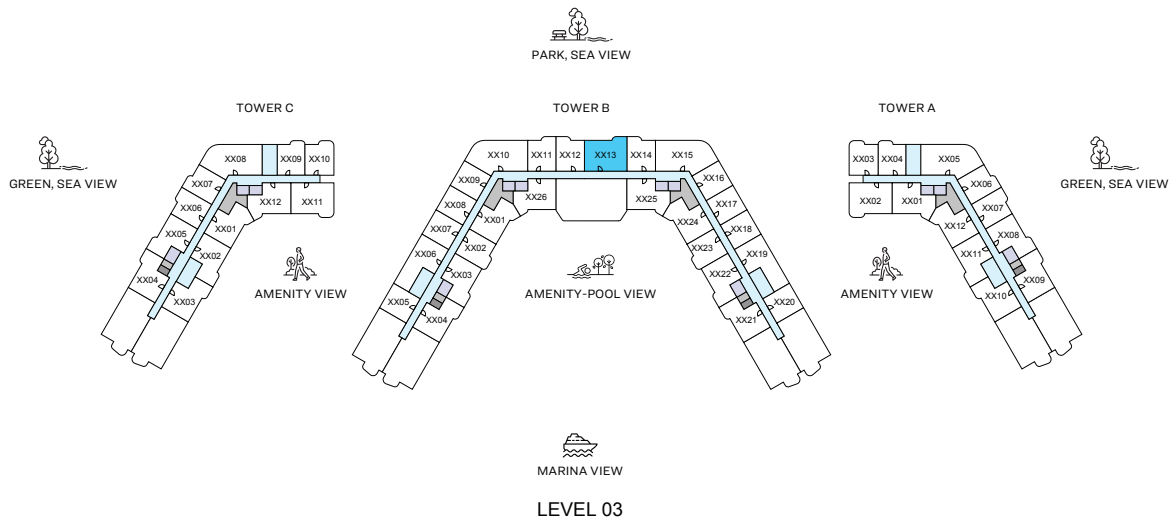
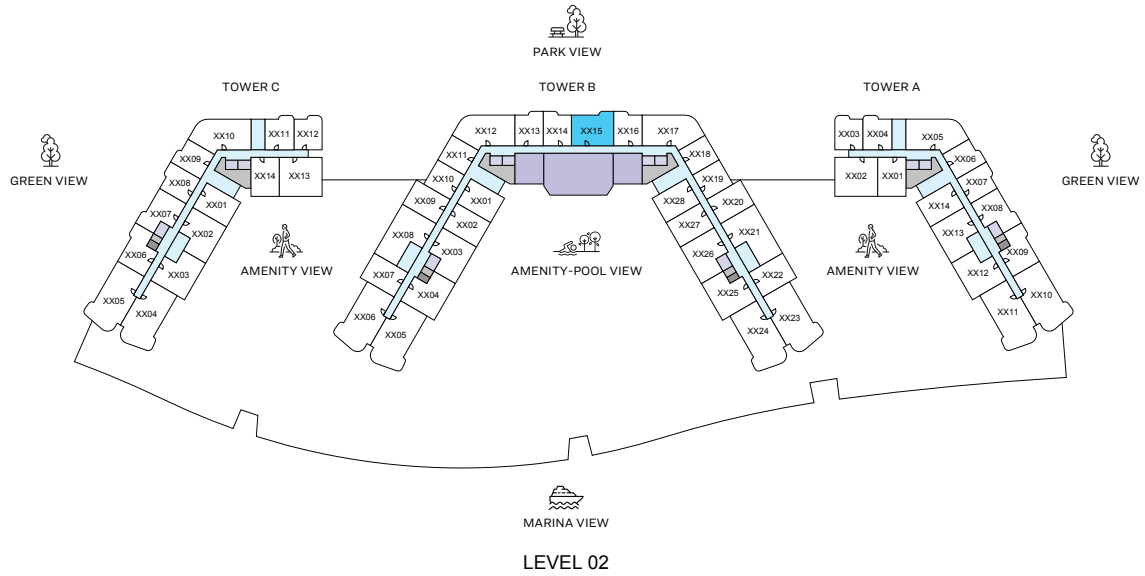
TOTAL SALEABLE AREA
SUITE = 727.96 SQ.FT.
BALCONY = 80.41 SQ.FT.
TOTAL = 808.37 SQ.FT.

List of unit numbers with this unit plan:

VIEWS

Amenity
A-302, A-402

Amenity, Marina View
A502, A602, A702



2

BEDROOM APARTMENT

TYPE D

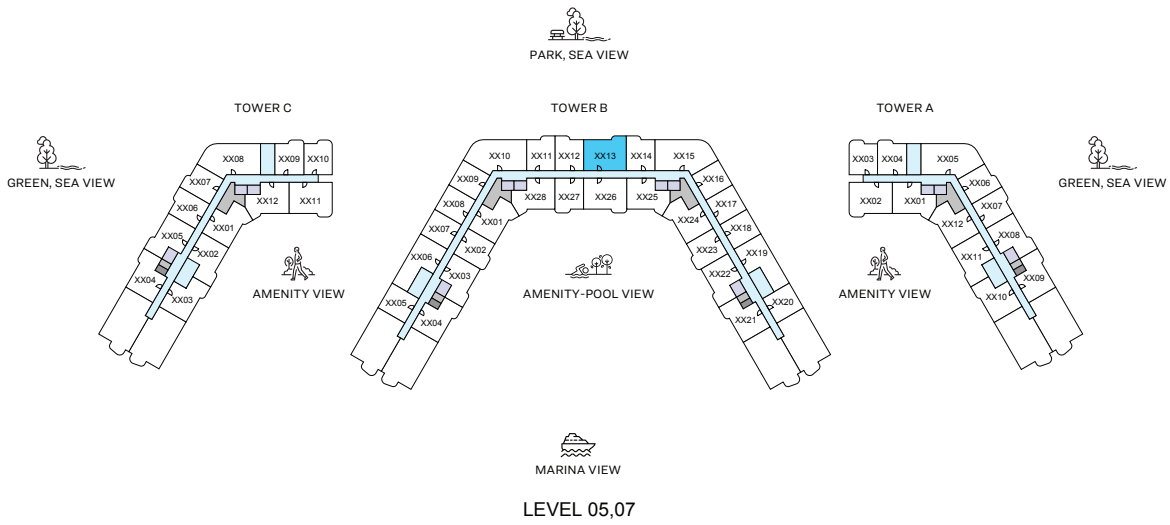
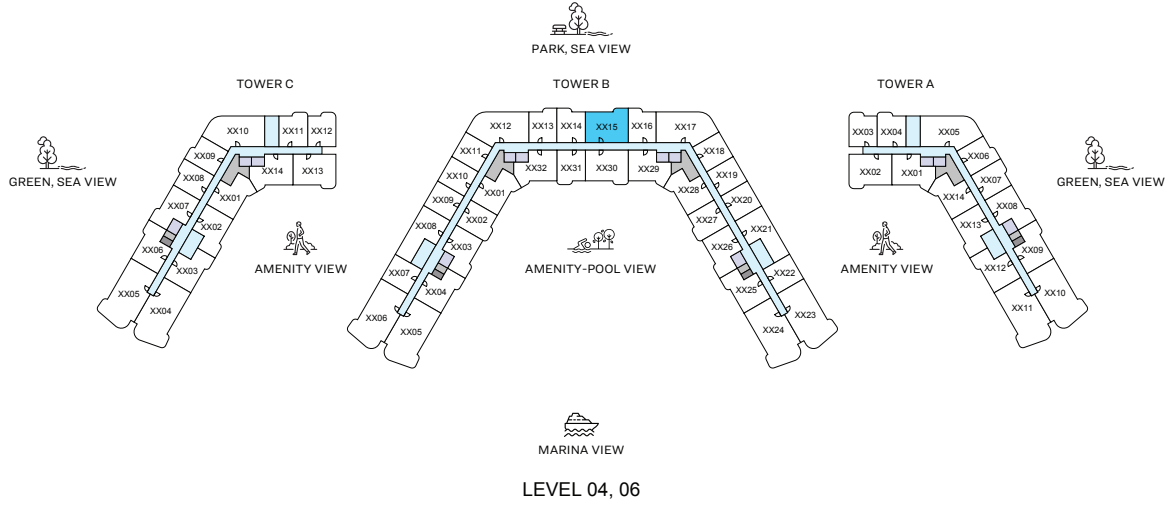
(with balcony)

TOTAL SALEABLE AREA
 SUITE = 727.96 SQ.FT.
 BALCONY RANGE = 80.84 - 81.27 SQ.FT.
 TOTAL RANGE = 808.80 - 809.23 SQ.FT.

List of unit numbers with this unit plan:

VIEWS

- Park View
B-215
- Park, Sea View
B-313, B-415, B-513, B-615, B-713, B-815, B-913



2

BEDROOM APARTMENT

TYPE D

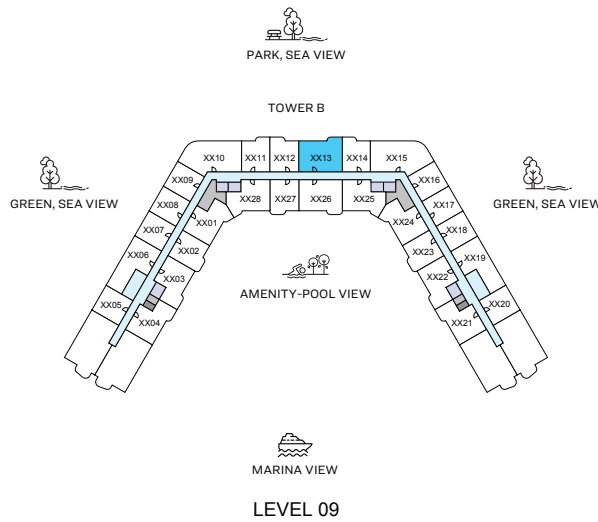
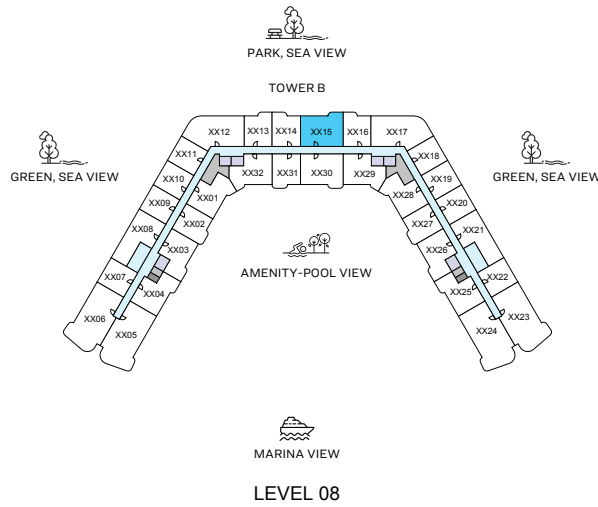
(with balcony)

TOTAL SALEABLE AREA
 SUITE = 727.96 SQ.FT.
 BALCONY RANGE = 80.84 - 81.27 SQ.FT.
 TOTAL RANGE = 808.80 - 809.23 SQ.FT.

List of unit numbers with this unit plan:

VIEWS

- Park View
B-215
- Park, Sea View
B-313, B-415, B-513, B-615, B-713, B-815, B-913



2

BEDROOM
APARTMENT

TYPE D

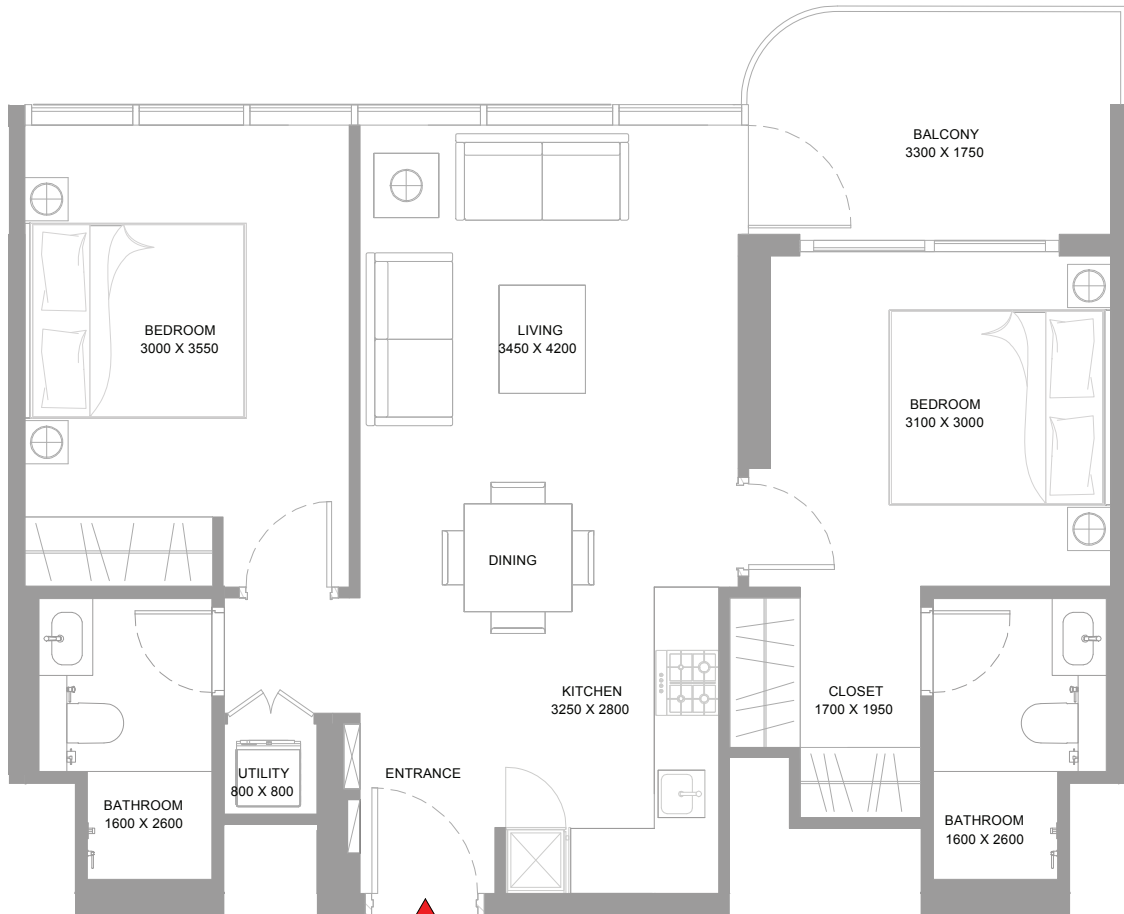
(with balcony)

TOTAL SALEABLE AREA
 SUITE = 727.96 SQ.FT.
 BALCONY RANGE = 80.84 - 81.27 SQ.FT.
 TOTAL RANGE = 808.80 - 809.23 SQ.FT.

List of unit numbers with this unit plan:

VIEWS

- Park View
B-215
- Park, Sea View
B-313, B-415, B-513, B-615, B-713, B-815, B-913



2

BEDROOM
APARTMENT

TYPE D

(with balcony)

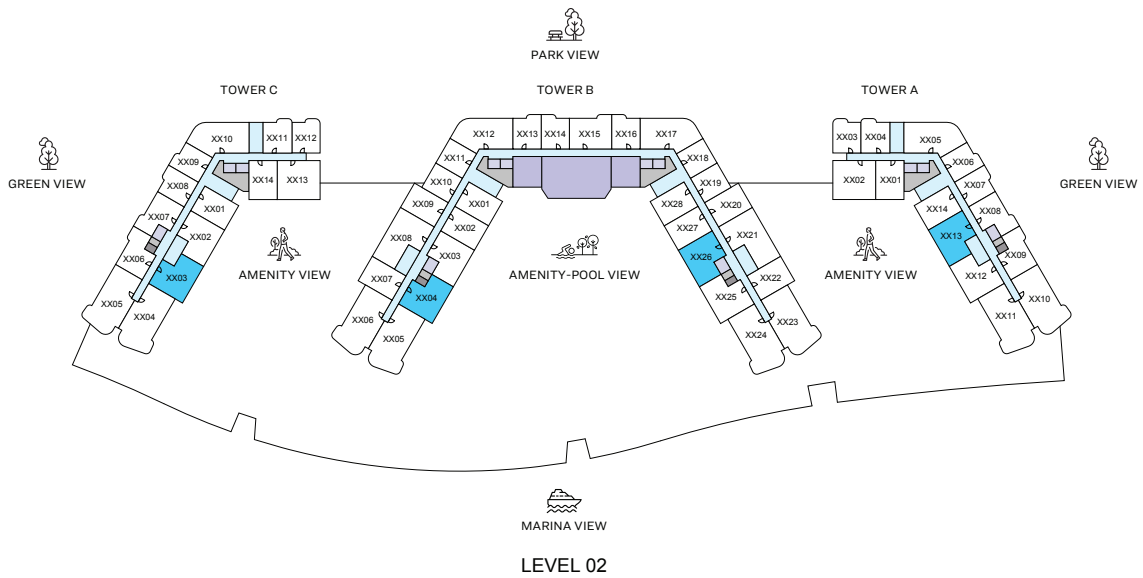
TOTAL SALEABLE AREA
 SUITE = 727.96 SQ.FT.
 BALCONY RANGE = 80.84 - 81.27 SQ.FT.
 TOTAL RANGE = 808.80 - 809.23 SQ.FT.

List of unit numbers with this unit plan:

VIEWS

Park View
 B-215

Park, Sea View
 B-313, B-415, B-513, B-615, B-713, B-815, B-913



2

BEDROOM
APARTMENT

TYPE E

(with yard)

TOTAL SALEABLE AREA
 SUITE RANGE = 651.22 - 652.83 SQ.FT.
 YARD RANGE = 172.87 - 173.19 SQ.FT.
 TOTAL RANGE = 824.41 - 825.81 SQ.FT.

List of unit numbers with this unit plan:

VIEWS

- Amenity
A-213, C-203
- Amenity, Pool View
B-204, B-226



2

BEDROOM
APARTMENT

TYPE E

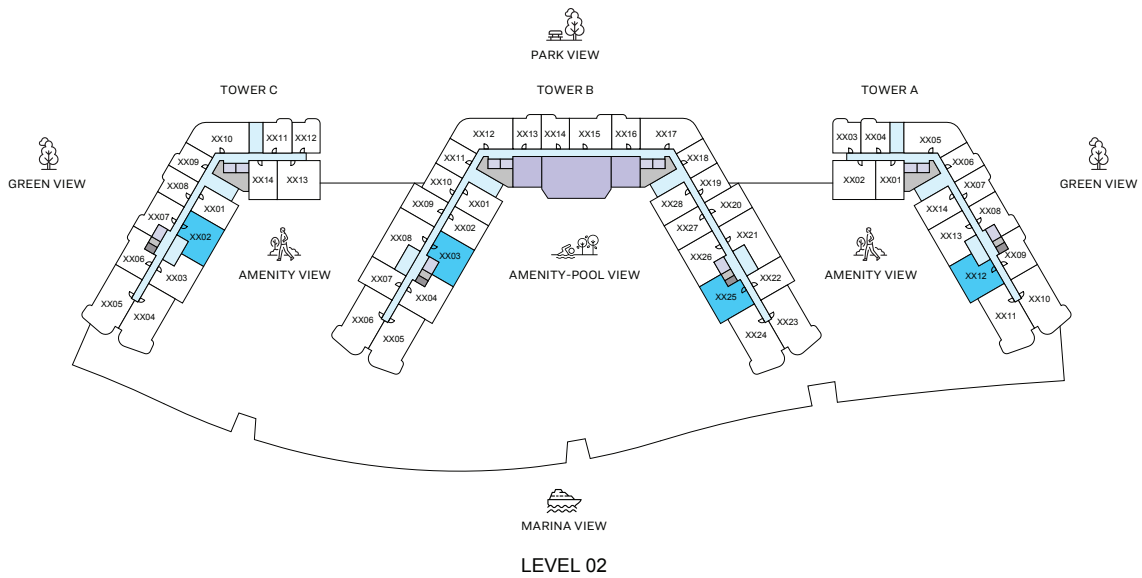
(with yard)

TOTAL SALEABLE AREA
 SUITE RANGE = 651.22 - 652.83 SQ.FT.
 YARD RANGE = 172.87 - 173.19 SQ.FT.
 TOTAL RANGE = 824.41 - 825.81 SQ.FT.

List of unit numbers with this unit plan:

VIEWS

- Amenity
A-213, C-203
- Amenity, Pool View
B-204, B-226



2

BEDROOM
APARTMENT

TYPE E VARIANT 1

(with yard)

TOTAL SALEABLE AREA
 SUITE RANGE = 651.22 - 652.83 SQ.FT.
 BALCONY RANGE = 172.87 - 173.19 SQ.FT.
 TOTAL RANGE = 824.41 - 825.81 SQ.FT.

List of unit numbers with this unit plan:

VIEWS

- Amenity
A-212, C-202
- Amenity, Pool View
B-203, B-225



2

BEDROOM
APARTMENT

TYPE E VARIANT 1

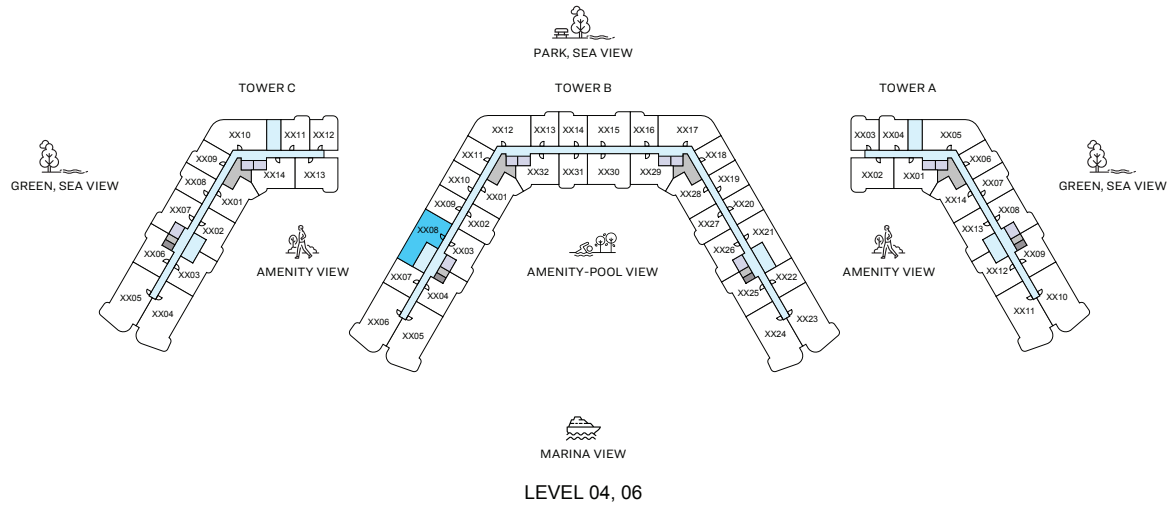
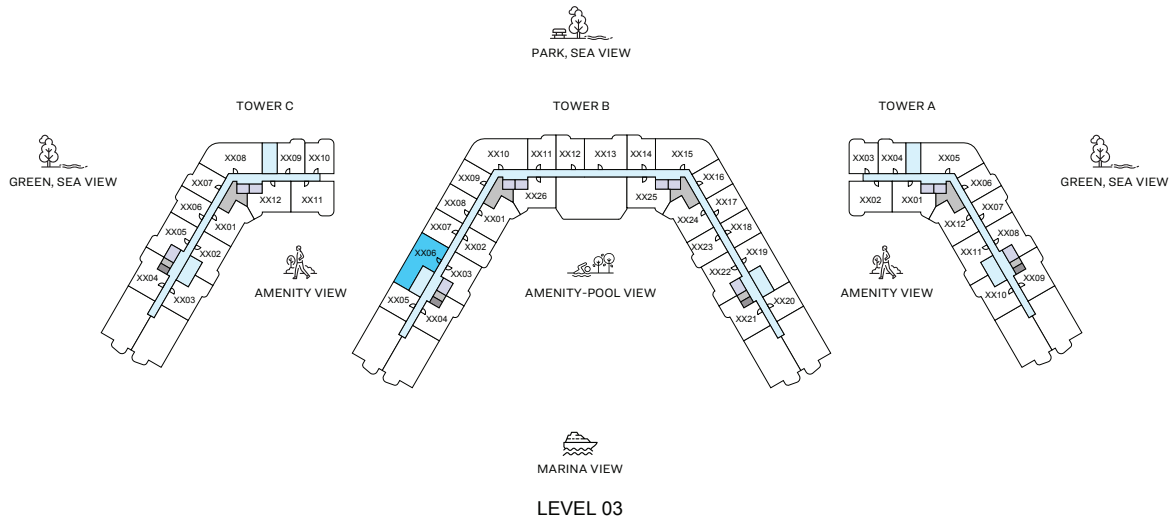
(with yard)

TOTAL SALEABLE AREA
SUITE RANGE = 651.22 - 652.83 SQ.FT.
BALCONY RANGE = 172.87 - 173.19 SQ.FT.
TOTAL RANGE = 824.41 - 825.81 SQ.FT.

List of unit numbers with this unit plan:

VIEWS

- Amenity
A-212, C-202
- Amenity, Pool View
B-203, B-225



2

BEDROOM
APARTMENT

TYPE F

(with balcony)

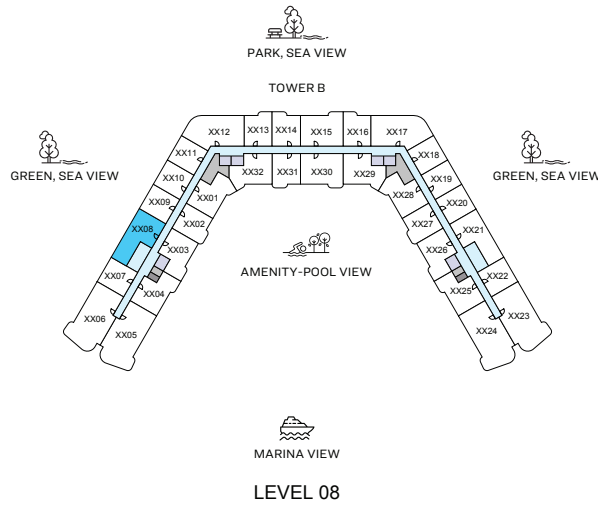
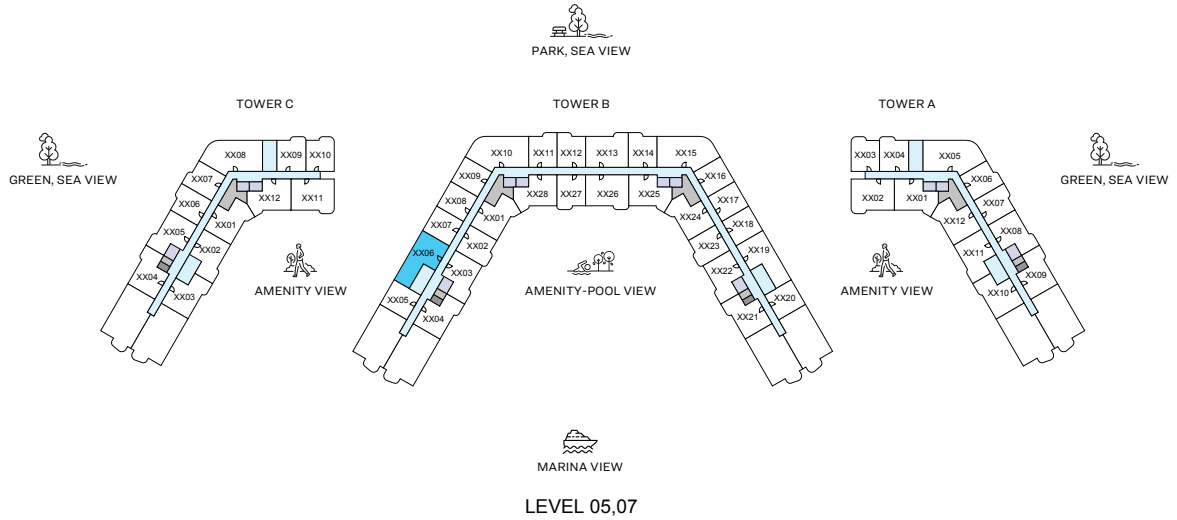
TOTAL SALEABLE AREA
SUITE = 796.53 SQ.FT.
BALCONY = 44.02 SQ.FT.
TOTAL = 840.55 SQ.FT.

List of unit numbers with this unit plan:

VIEWS

Amenity, Sea View
B-306

Amenity, Sea View, Park view
B-408, B-506, B-608, B-706, B-808, B-906



2
BEDROOM
APARTMENT

TYPE F
(with balcony)

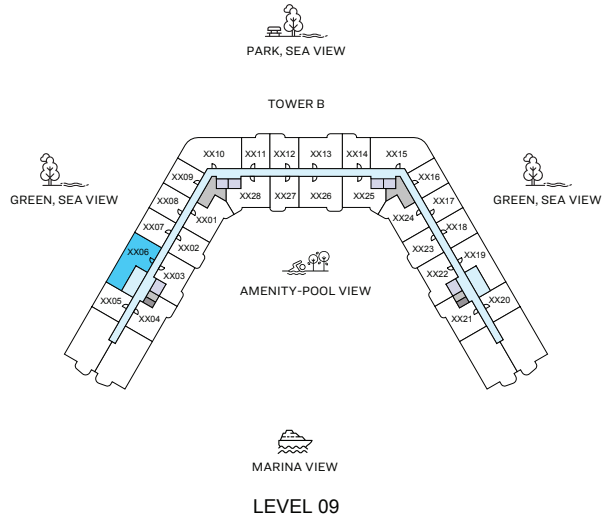
TOTAL SALEABLE AREA
SUITE = 796.53 SQ.FT.
BALCONY = 44.02 SQ.FT.
TOTAL = 840.55 SQ.FT.

List of unit numbers with this unit plan:

VIEWS

Amenity, Sea View
B-306

Amenity, Sea View, Park view
B-408, B-506, B-608, B-706, B-808, B-906



2

BEDROOM
APARTMENT

TYPE F

(with balcony)

TOTAL SALEABLE AREA
 SUITE = 796.53 SQ.FT.
 BALCONY = 44.02 SQ.FT.
 TOTAL = 840.55 SQ.FT.

List of unit numbers with this unit plan:

VIEWS

Amenity, Sea View
 B-306

Amenity, Sea View, Park view
 B-408, B-506, B-608, B-706, B-808, B-906



2

BEDROOM
APARTMENT

TYPE F

(with balcony)

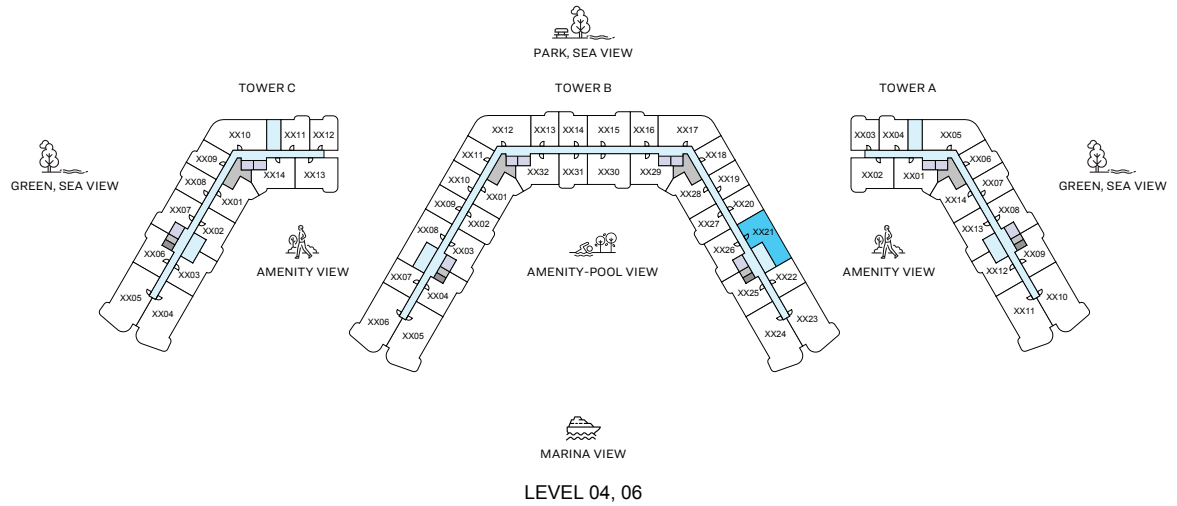
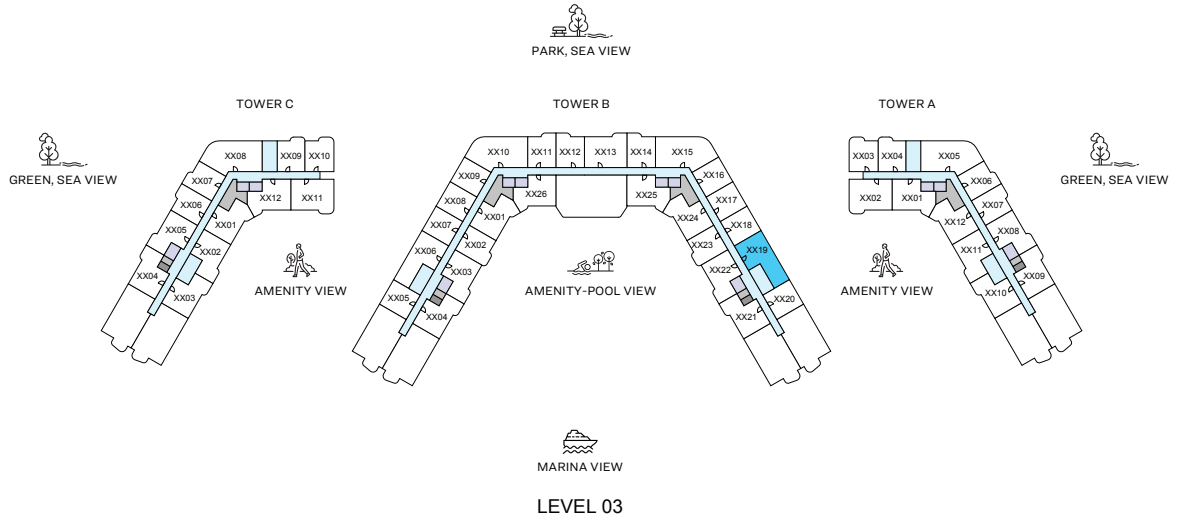
TOTAL SALEABLE AREA
 SUITE = 796.53 SQ.FT.
 BALCONY = 44.02 SQ.FT.
 TOTAL = 840.55 SQ.FT.

List of unit numbers with this unit plan:

VIEWS

Amenity, Sea View
 B-306

Amenity, Sea View, Park view
 B-408, B-506, B-608, B-706, B-808, B-906



2

BEDROOM APARTMENT

TYPE F VARIANT 1

(with balcony)

TOTAL SALEABLE AREA
 SUITE = 796.53 SQ.FT.
 BALCONY = 44.02 SQ.FT.
 TOTAL = 840.55 SQ.FT.

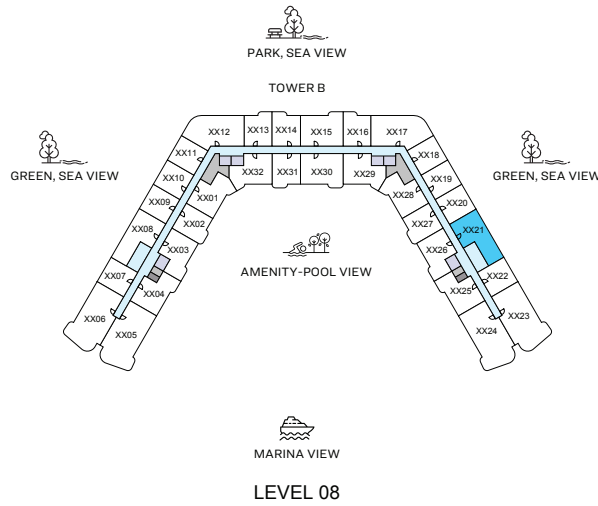
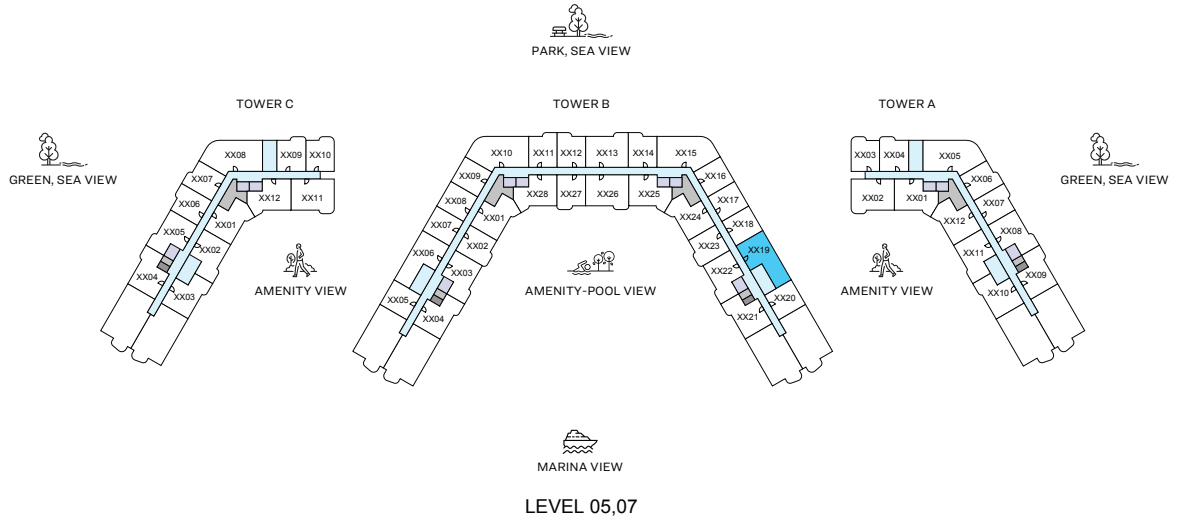
List of unit numbers with this unit plan:

VIEWS

Amenity, Sea View
 B-319, B-421

(with yard)

Amenity, Sea View, Park view
 B-519, B-621, B-719, B-821, B-919



2

BEDROOM
APARTMENT

TYPE F
VARIANT 1

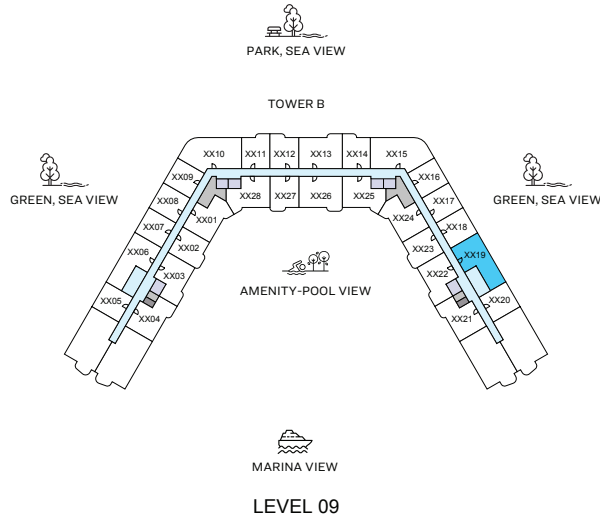
(with balcony)

TOTAL SALEABLE AREA
SUITE = 796.53 SQ.FT.
BALCONY = 44.02 SQ.FT.
TOTAL = 840.55 SQ.FT.

List of unit numbers with this unit plan:

VIEWS

- Amenity, Sea View
B-319, B-421
- Amenity, Sea View, Park view
B-519, B-621, B-719, B-821, B-919



2

BEDROOM
APARTMENT

TYPE F VARIANT 1

(with balcony)

TOTAL SALEABLE AREA
 SUITE = 796.53 SQ.FT.
 BALCONY = 44.02 SQ.FT.
 TOTAL = 840.55 SQ.FT.

List of unit numbers with this unit plan:

VIEWS

- Amenity, Sea View
B-319, B-421
- Amenity, Sea View, Park view
B-519, B-621, B-719, B-821, B-919



2

BEDROOM
APARTMENT

TYPE F VARIANT 1 (with balcony)

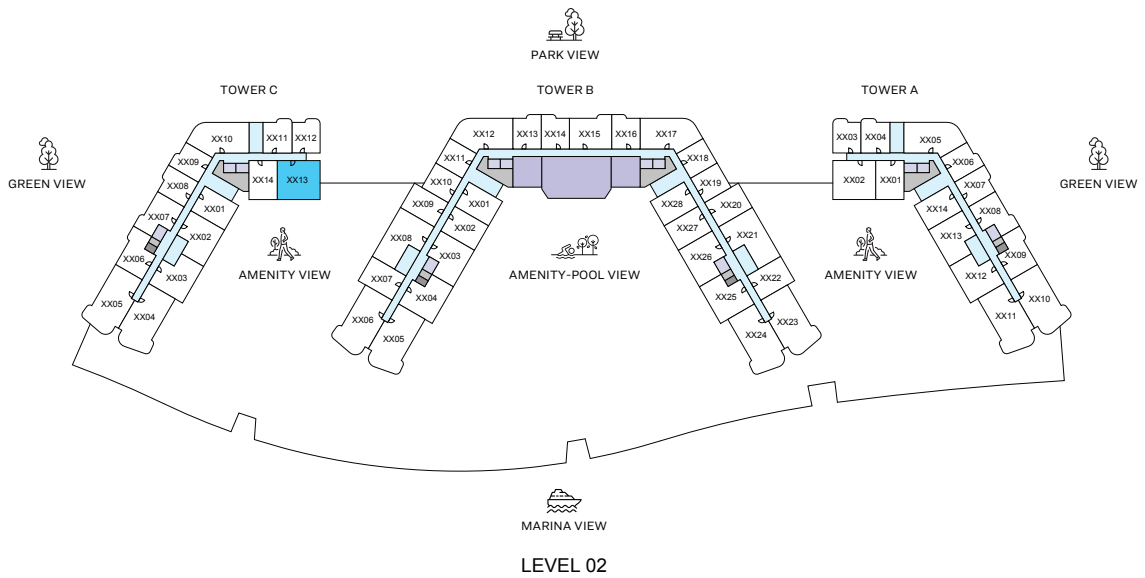
TOTAL SALEABLE AREA
SUITE = 796.53 SQ.FT.
BALCONY = 44.02 SQ.FT.
TOTAL = 840.55 SQ.FT.

List of unit numbers with this unit plan:

VIEWS

Amenity, Sea View
B-319, B-421

Amenity, Sea View, Park view
B-519, B-621, B-719, B-821, B-919



2

BEDROOM
APARTMENT

TYPE G

(with yard)

TOTAL SALEABLE AREA
 SUITE = 775.54 SQ.FT.
 YARD = 172.76 SQ.FT.
 TOTAL = 948.30 SQ.FT.

List of unit numbers with this unit plan:

VIEWS

Amenity
C-213



2

BEDROOM
APARTMENT

TYPE G

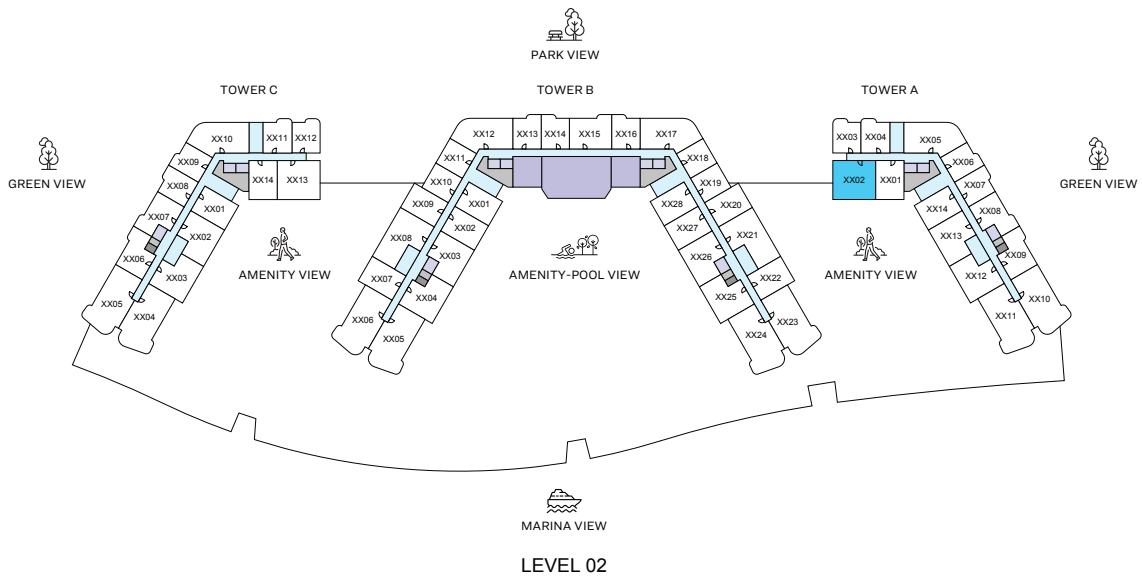
(with yard)

TOTAL SALEABLE AREA
SUITE = 775.54 SQ.FT.
YARD = 172.76 SQ.FT.
TOTAL = 948.30 SQ.FT.

List of unit numbers with this unit plan:

VEWS

Amenity
C-213



2

BEDROOM
APARTMENT

TYPE G VARIANT 1

(with yard)

TOTAL SALEABLE AREA
SUITE = 775.43 SQ.FT.
BALCONY = 172.98 SQ.FT.
TOTAL = 948.41 SQ.FT.

List of unit numbers with this unit plan:

VIEWS

Amenity
A-202



2

BEDROOM
APARTMENT

TYPE G VARIANT 1

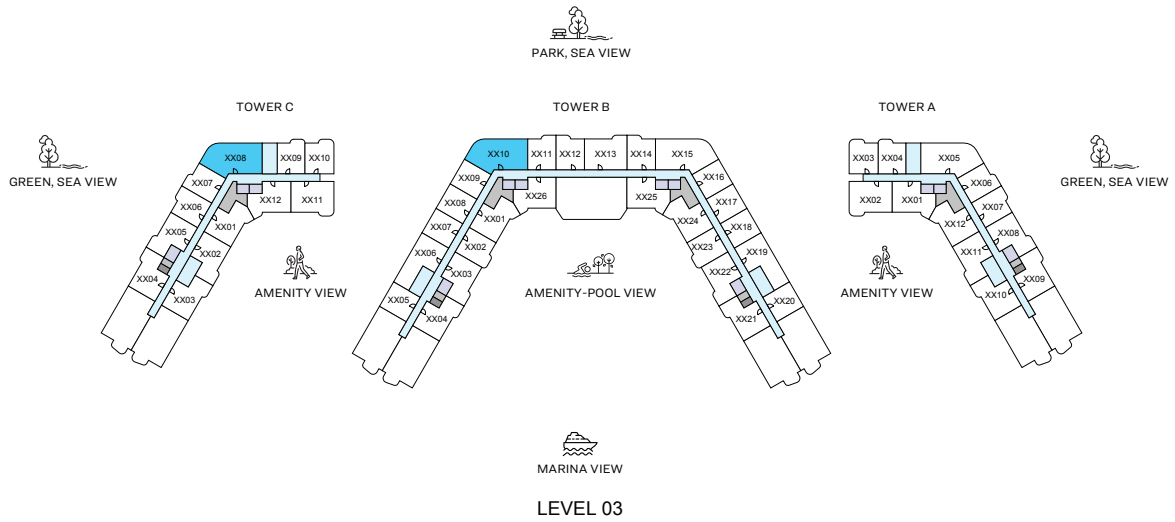
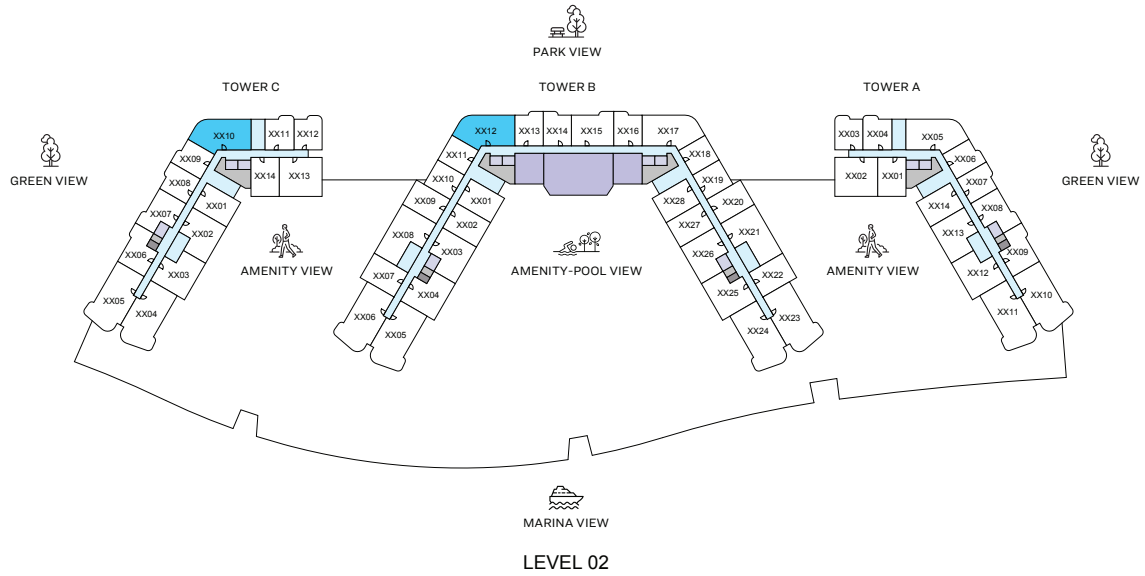
(with yard)

TOTAL SALEABLE AREA
SUITE = 775.43 SQ.FT.
BALCONY = 172.98 SQ.FT.
TOTAL = 948.41 SQ.FT.

List of unit numbers with this unit plan:

VIEWS

Amenity
A-202



2

BEDROOM
APARTMENT

TYPE H

(with powder room + balcony)

TOTAL SALEABLE AREA

SUITE RANGE = 925.05 - 925.16 SQ.FT.

BALCONY = 96.34 SQ.FT.

TOTAL RANGE = 1,021.39 - 1,021.50 SQ.FT.

List of unit numbers with this unit plan:

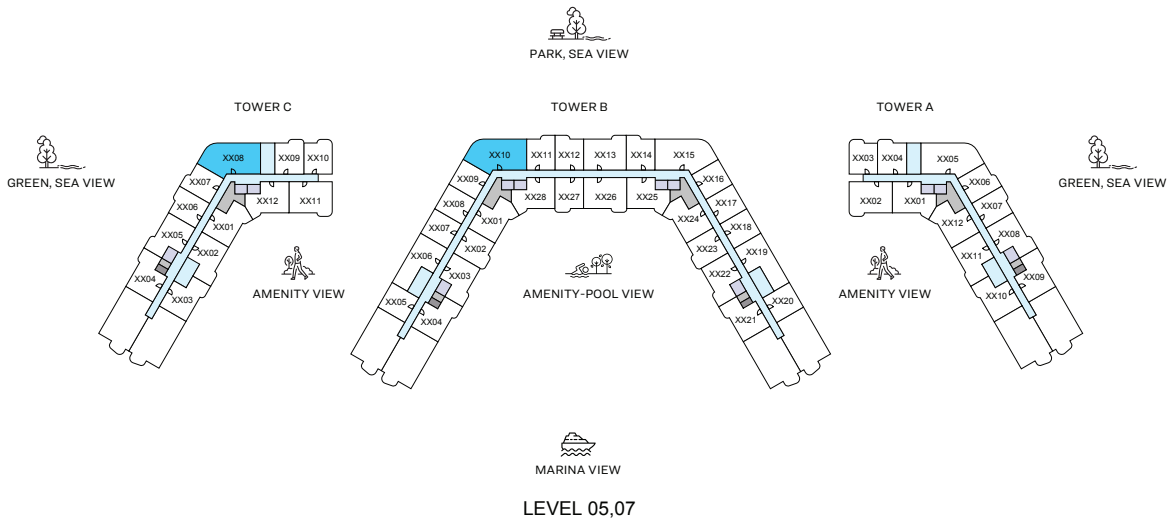
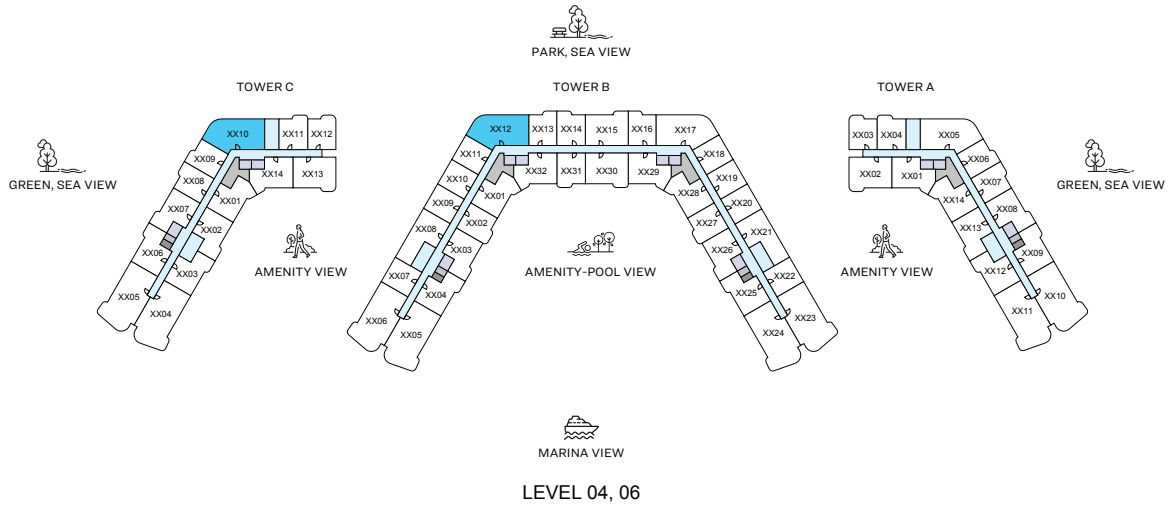
VIEWS

Park View

B-212, C-210

Park, Sea View

B-310, C-308, B-412, C-410, B-510, C-508, B-612, C-610, B-710, C-708, B-812, B-910



2

BEDROOM APARTMENT

TYPE H

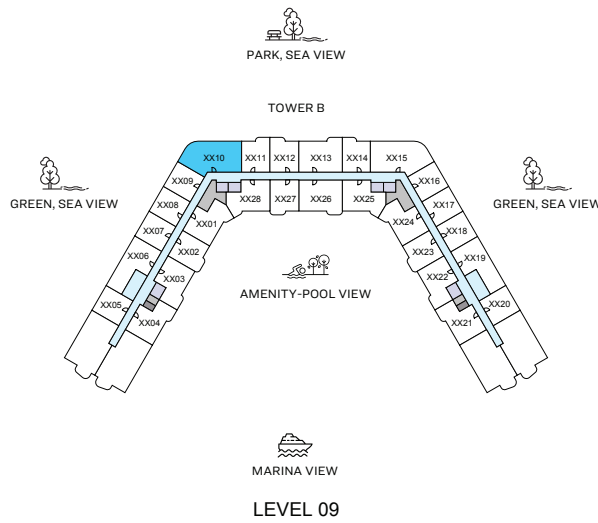
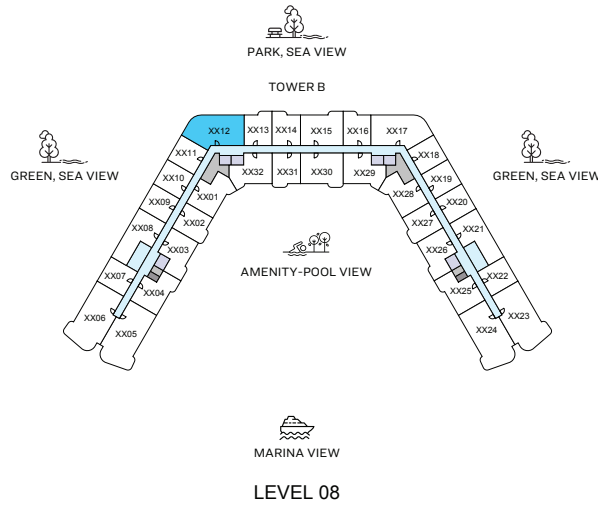
(with powder room + balcony)

TOTAL SALEABLE AREA
 SUITE RANGE = 925.05 - 925.16 SQ.FT.
 BALCONY = 96.34 SQ.FT.
 TOTAL RANGE = 1,021.39 - 1,021.50 SQ.FT.

List of unit numbers with this unit plan:

VIEWS

- Park View
B-212, C-210
- Park, Sea View
B-310, C-308, B-412, C-410, B-510, C-508, B-612, C-610, B-710, C-708, B-812, B-910



2

BEDROOM
APARTMENT

TYPE H

(with powder room + balcony)

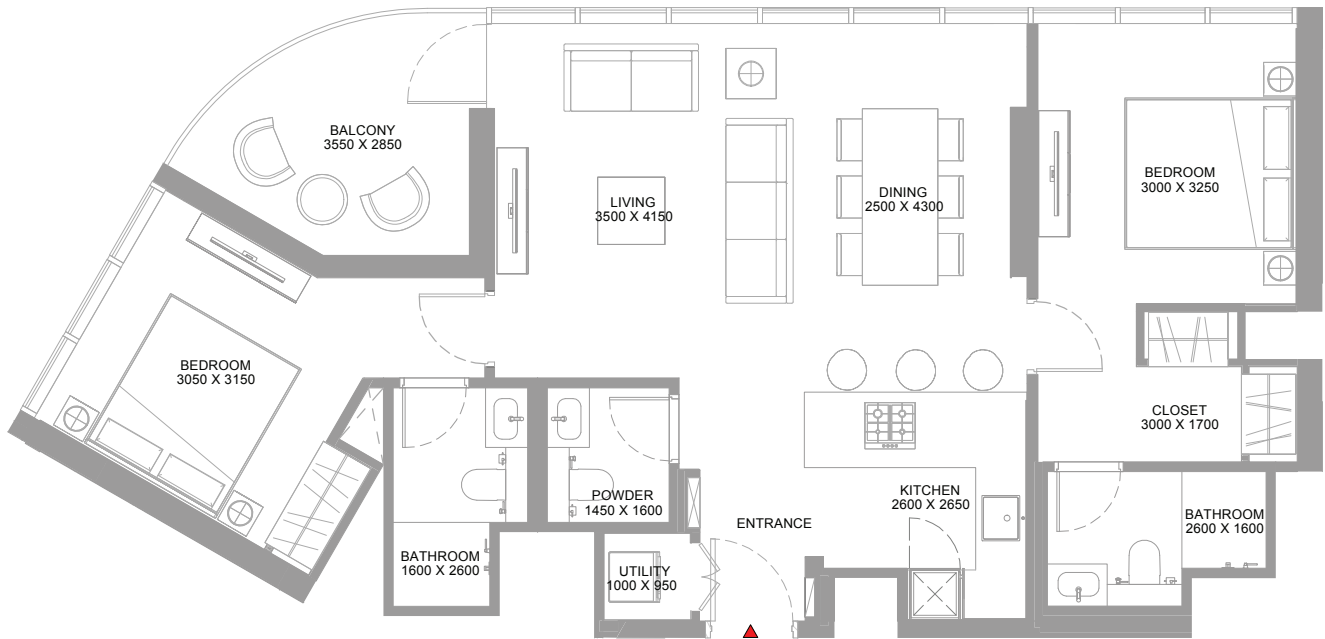
TOTAL SALEABLE AREA
 SUITE RANGE = 925.05 - 925.16 SQ.FT.
 BALCONY = 96.34 SQ.FT.
 TOTAL RANGE = 1,021.39 - 1,021.50 SQ.FT.

List of unit numbers with this unit plan:

VIEWS

Park View
 B-212, C-210

Park, Sea View
 B-310, C-308, B-412, C-410, B-510, C-508, B-612,
 C-610, B-710, C-708, B-812, B-910



2

BEDROOM
APARTMENT

TYPE H

(with powder room + balcony)

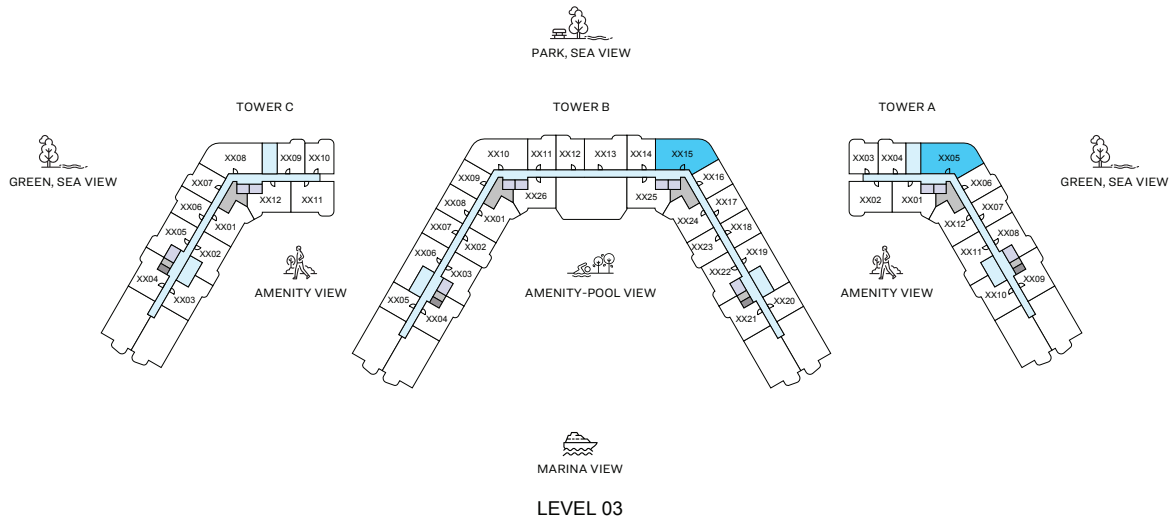
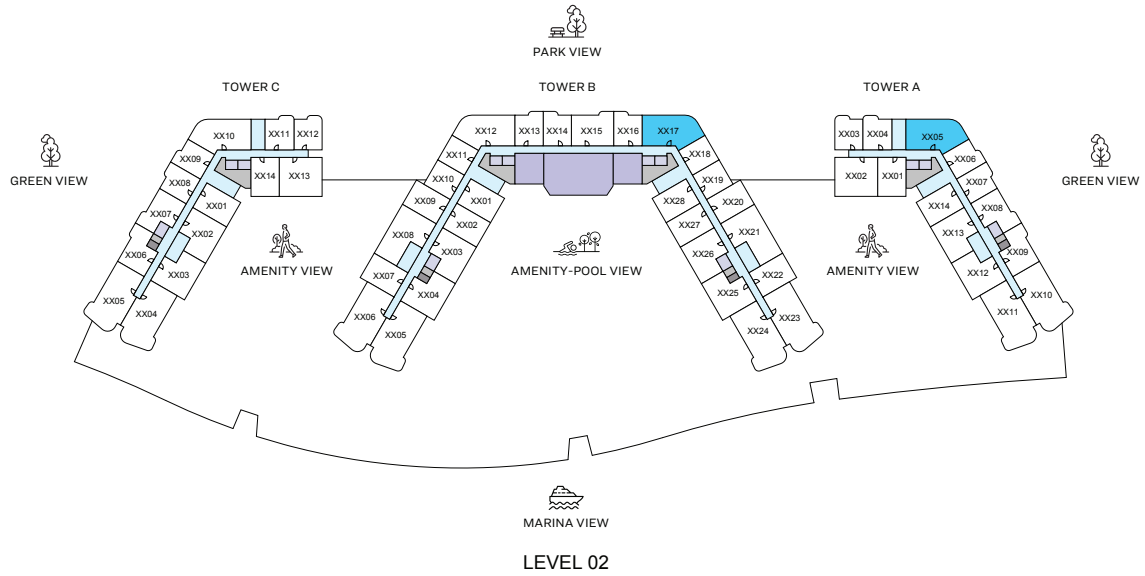
TOTAL SALEABLE AREA
 SUITE RANGE = 925.05 - 925.16 SQ.FT.
 BALCONY = 96.34 SQ.FT.
 TOTAL RANGE = 1,021.39 - 1,021.50 SQ.FT.

List of unit numbers with this unit plan:

VIEWS

Park View
 B-212, C-210

Park, Sea View
 B-310, C-308, B-412, C-410, B-510, C-508, B-612,
 C-610, B-710, C-708, B-812, B-910



2

**BEDROOM
APARTMENT**

TYPE H VARIANT 1

(with powder room + balcony)

TOTAL SALEABLE AREA

SUITE RANGE = 925.05 - 925.27 SQ.FT.

BALCONY RANGE = 96.01 - 96.34 SQ.FT.

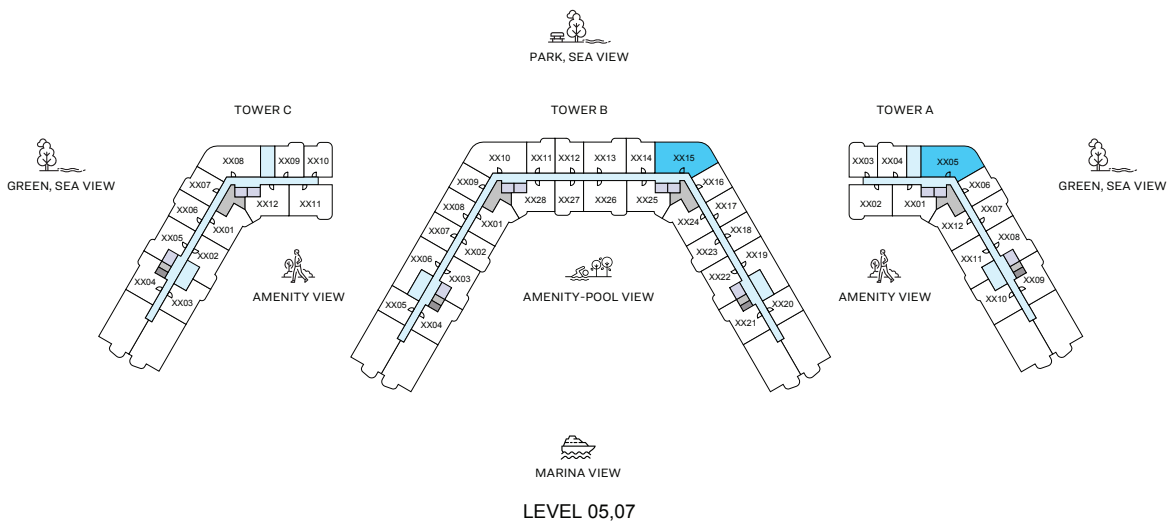
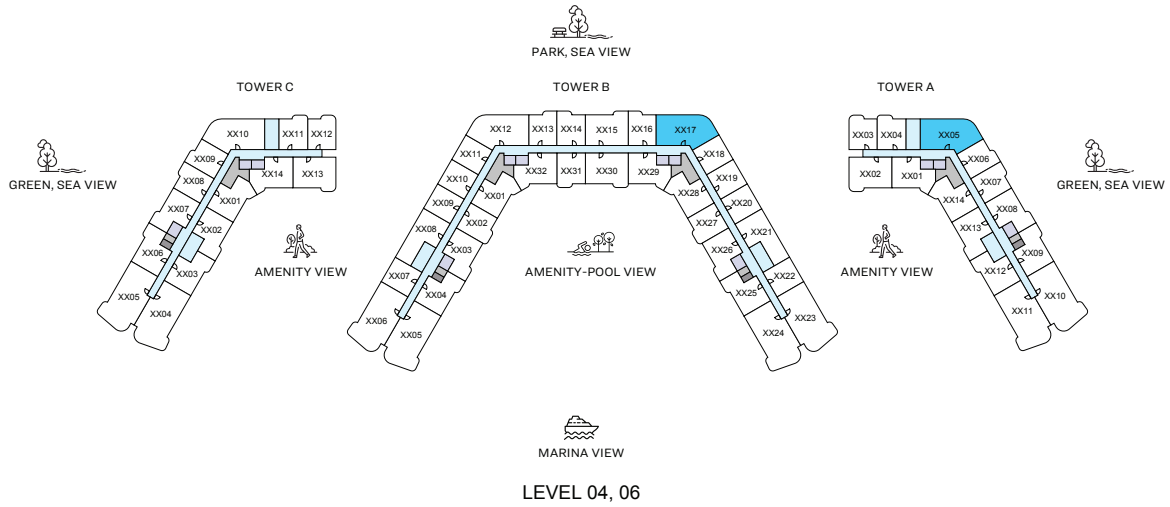
TOTAL RANGE = 1,021.28 - 1,021.39 SQ.FT.

List of unit numbers with this unit plan:

VIEWS

Park View
A-205, B-217

Park, Sea View
A-305, B-315, A-405, B-417, A-505, B-515,
A-605, B-617, A-705, B-715, B-817, B-915



2

BEDROOM
APARTMENT

TYPE H VARIANT 1

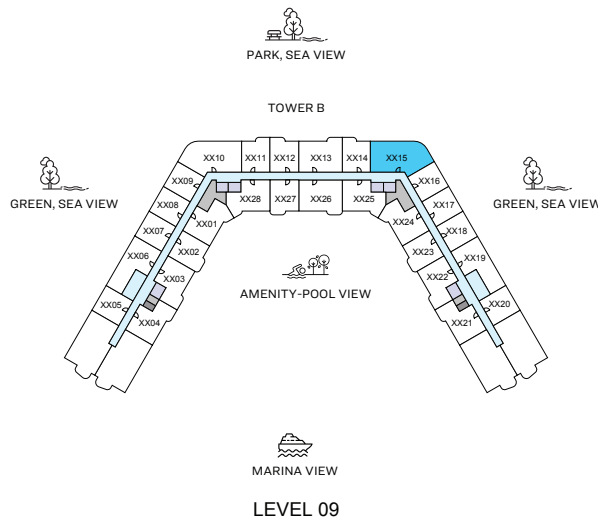
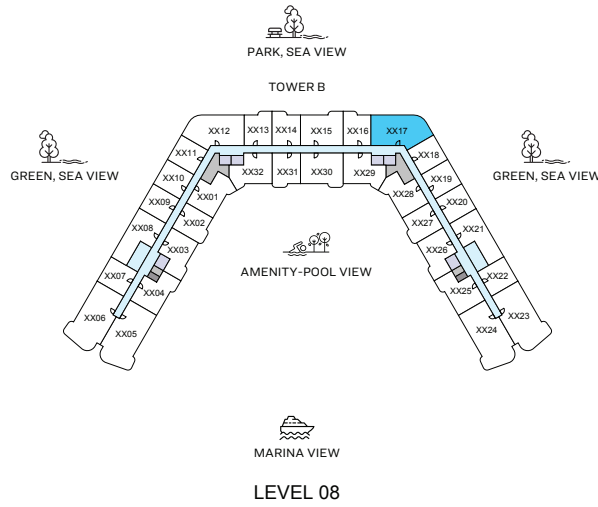
(with powder room + balcony)

TOTAL SALEABLE AREA
 SUITE RANGE = 925.05 - 925.27 SQ.FT.
 BALCONY RANGE = 96.01 - 96.34 SQ.FT.
 TOTAL RANGE = 1,021.28 - 1,021.39 SQ.FT.

List of unit numbers with this unit plan:

VIEWS

- Park View
A-205, B-217
- Park, Sea View
A-305, B-315, A-405, B-417, A-505, B-515,
A-605, B-617, A-705, B-715, B-817, B-915



2

BEDROOM
APARTMENT

TYPE H VARIANT 1

(with powder room + balcony)

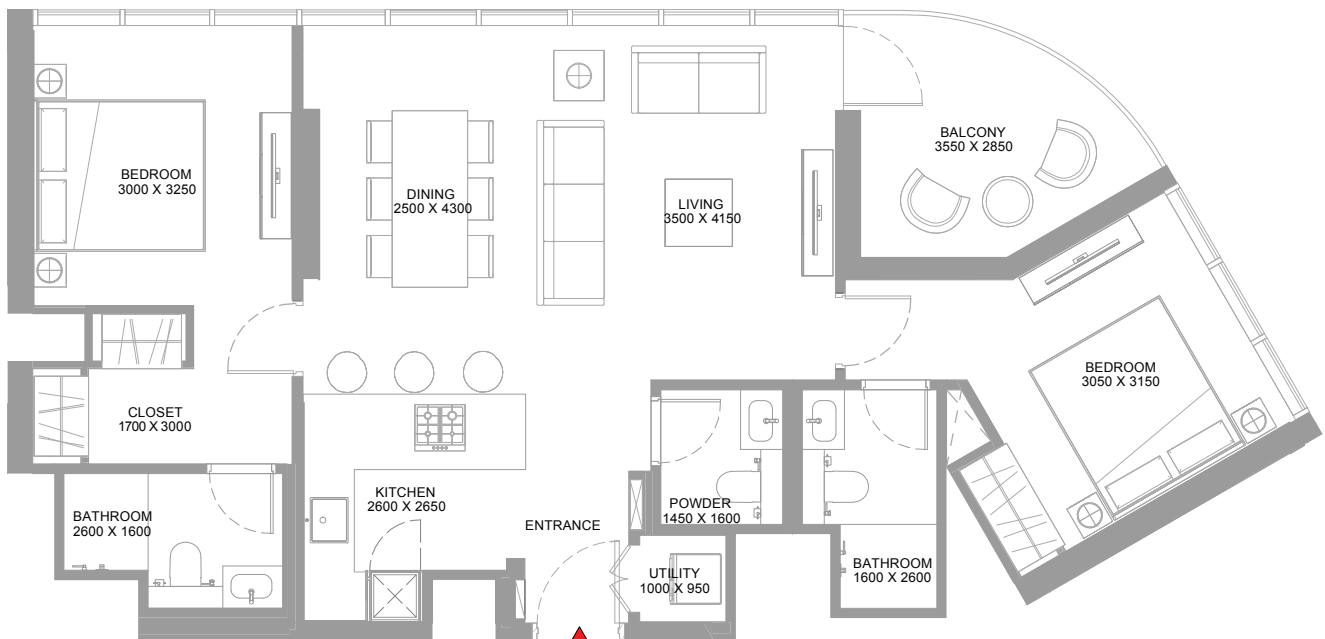
TOTAL SALEABLE AREA
 SUITE RANGE = 925.05 - 925.27 SQ.FT.
 BALCONY RANGE = 96.01 - 96.34 SQ.FT.
 TOTAL RANGE = 1,021.28 - 1,021.39 SQ.FT.

List of unit numbers with this unit plan:

VIEWS

Park View
 A-205, B-217

Park, Sea View
 A-305, B-315, A-405, B-417, A-505, B-515,
 A-605, B-617, A-705, B-715, B-817, B-915



2

BEDROOM
APARTMENT

TYPE H VARIANT 1

(with powder room + balcony)

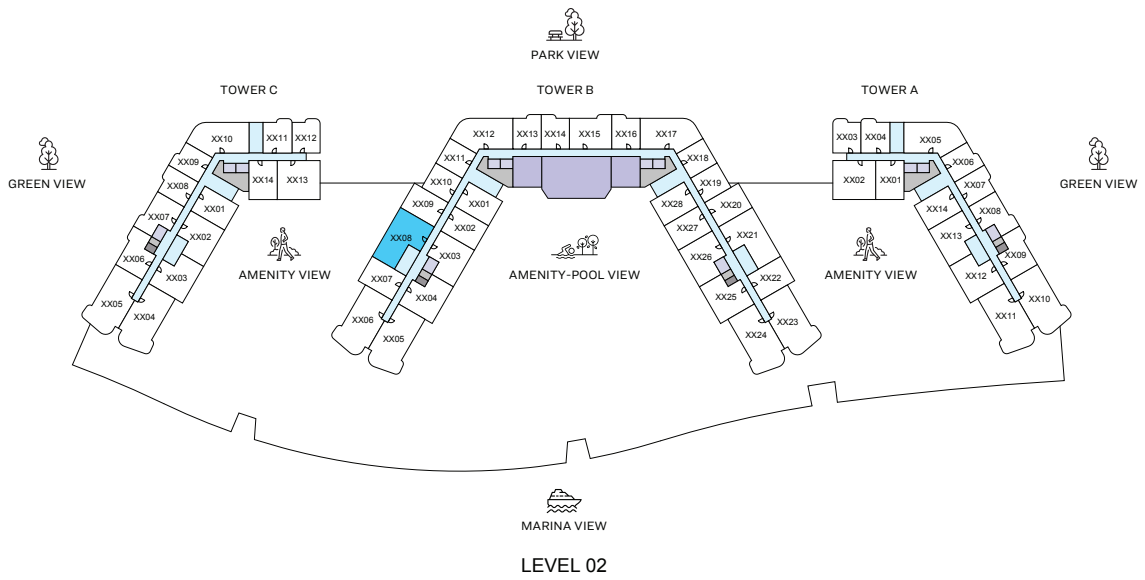
TOTAL SALEABLE AREA
 SUITE RANGE = 925.05 - 925.27 SQ.FT.
 BALCONY RANGE = 96.01 - 96.34 SQ.FT.
 TOTAL RANGE = 1,021.28 - 1,021.39 SQ.FT.

List of unit numbers with this unit plan:

VIEWS

Park View
 A-205, B-217

Park, Sea View
 A-305, B-315, A-405, B-417, A-505, B-515,
 A-605, B-617, A-705, B-715, B-817, B-915



2

BEDROOM
APARTMENT

TYPE I

(with yard)

TOTAL SALEABLE AREA
 SUITE = 839.91 SQ.FT.
 YARD = 230.99 SQ.FT.
 TOTAL = 1,070.90 SQ.FT.

List of unit numbers with this unit plan:

VIEWS

Amenity
B-208



2

BEDROOM
APARTMENT

TYPE I

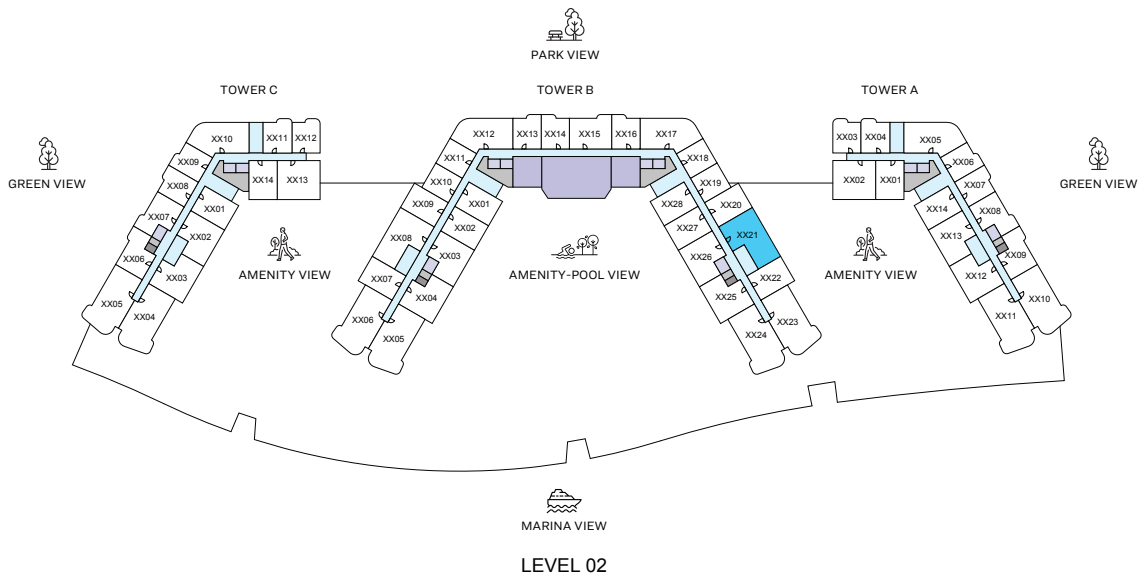
(with yard)

TOTAL SALEABLE AREA
SUITE = 839.91 SQ.FT.
YARD = 230.99 SQ.FT.
TOTAL = 1,070.90 SQ.FT.

List of unit numbers with this unit plan:

VEWS

Amenity
B-208



2

BEDROOM
APARTMENT

TYPE I VARIANT 1

(with yard)

TOTAL SALEABLE AREA
SUITE = 839.91 SQ.FT.
BALCONY = 230.99 SQ.FT.
TOTAL = 1,070.90 SQ.FT.

List of unit numbers with this unit plan:

VIEWS

Amenity
B-221



2

BEDROOM
APARTMENT

TYPE I VARIANT 1

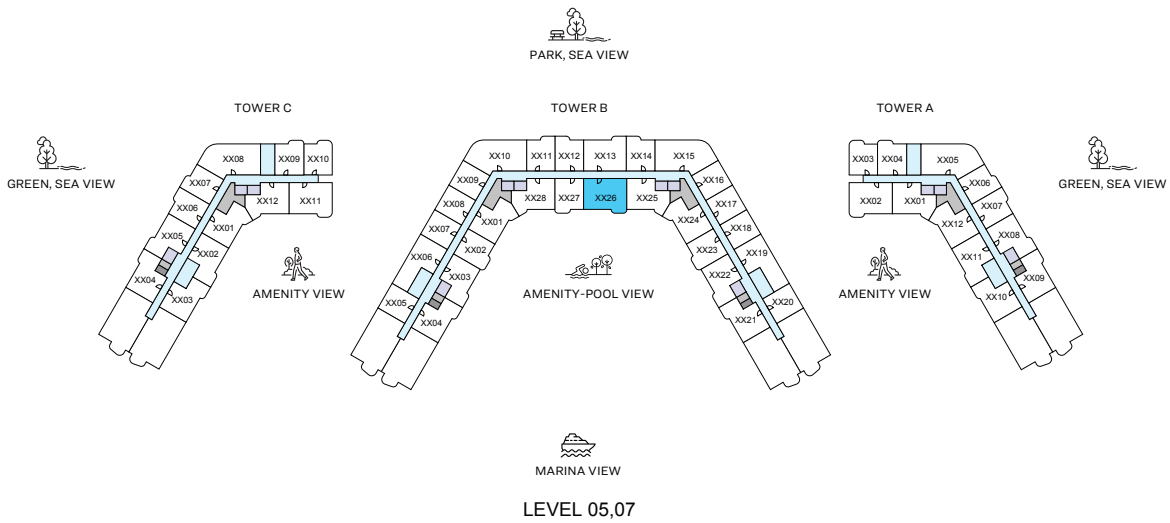
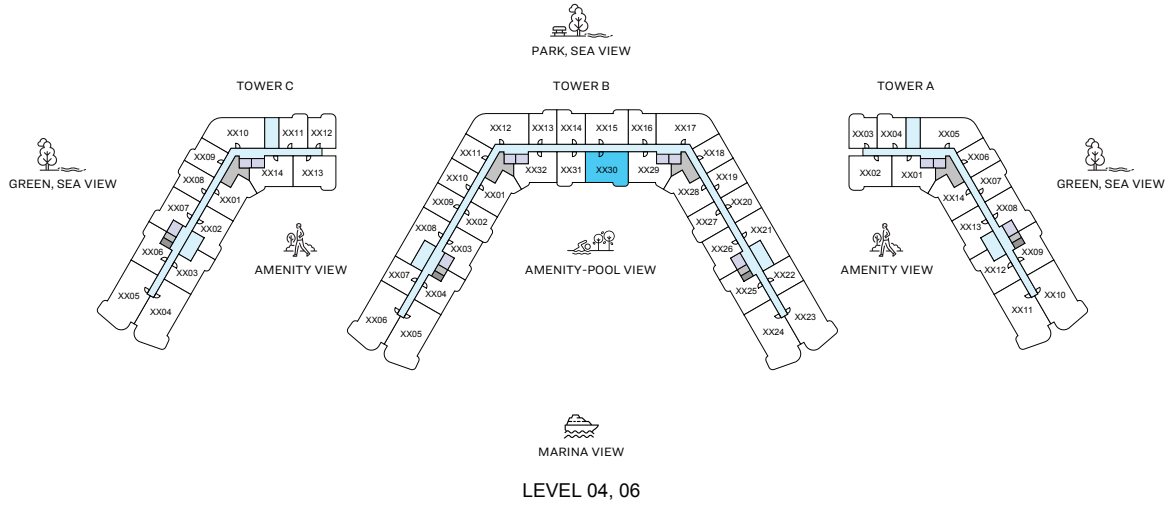
(with yard)

TOTAL SALEABLE AREA
 SUITE = 839.91 SQ.FT.
 BALCONY = 230.99 SQ.FT.
 TOTAL = 1,070.90 SQ.FT.

List of unit numbers with this unit plan:

VIEWS

Amenity
B-221



2

BEDROOM
APARTMENT

TYPE N

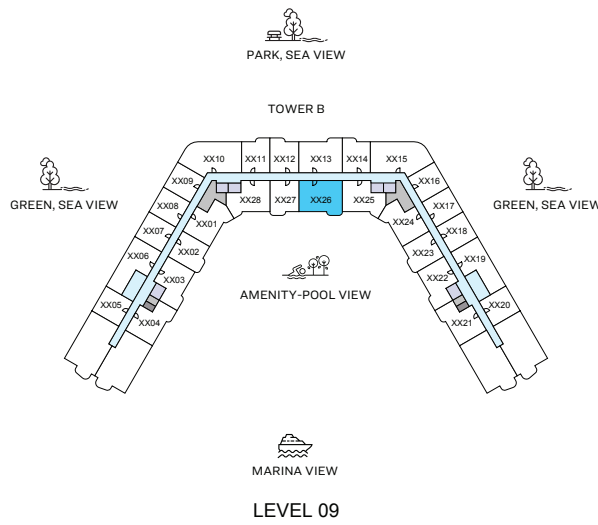
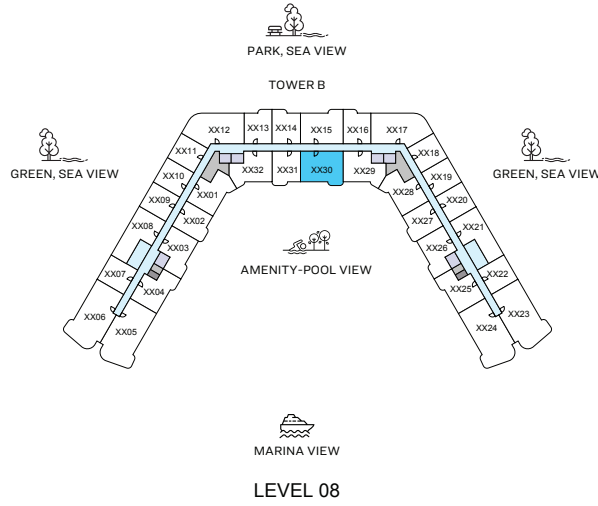
(with balcony)

TOTAL SALEABLE AREA
SUITE = 727.64 SQ.FT.
BALCONY = 82.56 SQ.FT.
TOTAL = 810.20 SQ.FT.

List of unit numbers with this unit plan:

VIEWS

Amenity, Pool, Marina View
B-430, B-526, B-630, B-726, B-830, B-926



2

BEDROOM
APARTMENT

TYPE N

(with balcony)

TOTAL SALEABLE AREA
SUITE = 727.64 SQ.FT.
BALCONY = 82.56 SQ.FT.
TOTAL = 810.20 SQ.FT.

List of unit numbers with this unit plan:

VIEWS

Amenity, Pool, Marina View
B-430, B-526, B-630, B-726, B-830, B-926



2

BEDROOM
APARTMENT

TYPE N

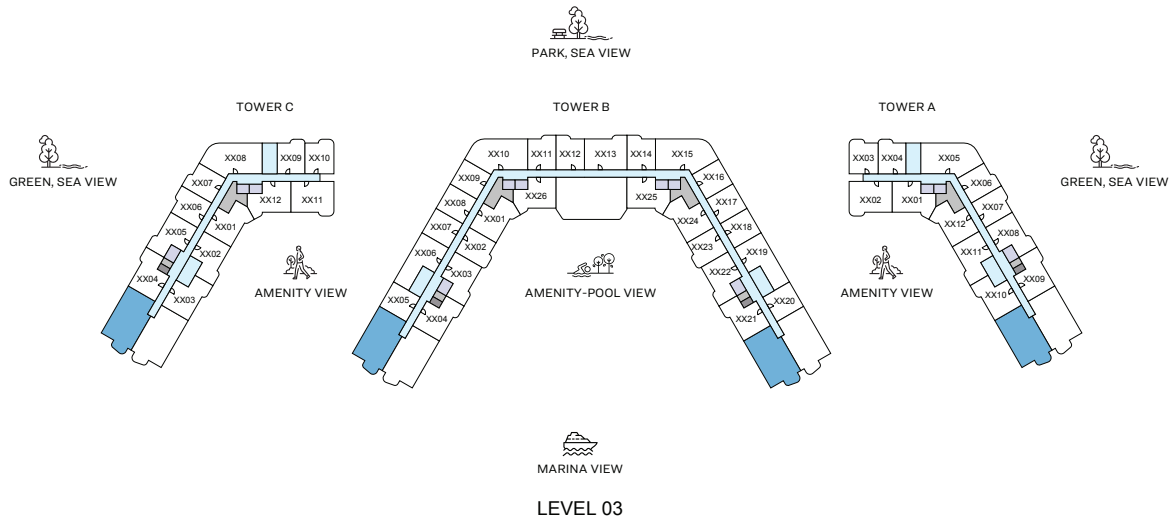
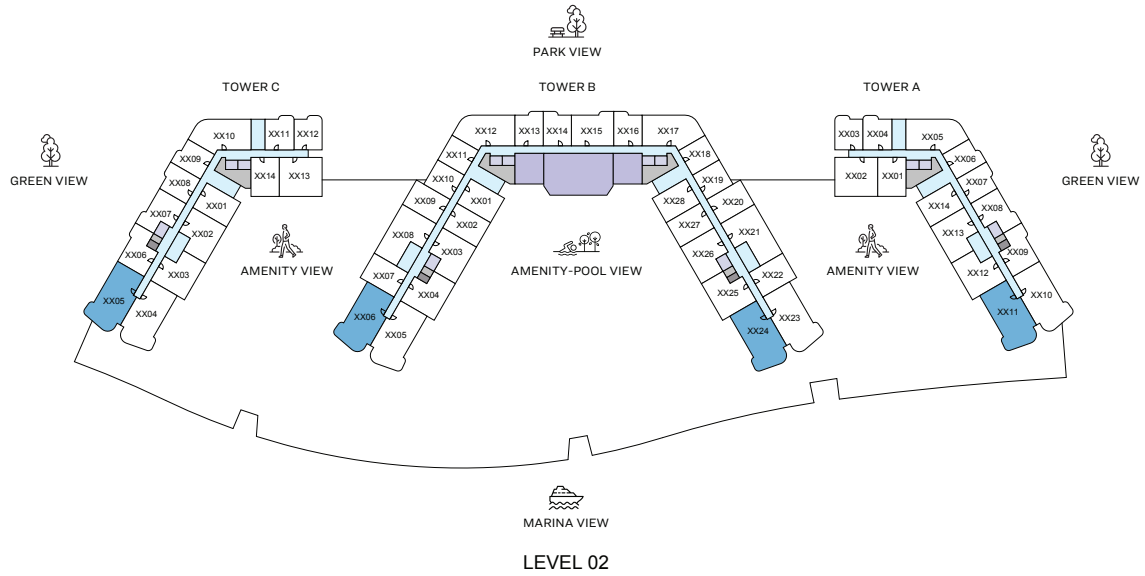
(with balcony)

TOTAL SALEABLE AREA
SUITE = 727.64 SQ.FT.
BALCONY = 82.56 SQ.FT.
TOTAL = 810.20 SQ.FT.

List of unit numbers with this unit plan:

VIEWS

Amenity, Pool, Marina View
B-430, B-526, B-630, B-726, B-830, B-926



3

**BEDROOM
(DUPLEX)
APARTMENT**

TYPE C

(with maid room and powder room + balcony)

TOTAL SALEABLE AREA

SUITE RANGE = 1,843.43 - 1,847.19 SQ.FT.

BALCONY = 311.18 SQ.FT.

TOTAL RANGE = 2,154.61 - 2,158.38 SQ.FT.

List of unit numbers with this unit plan:

VIEWS

Amenity

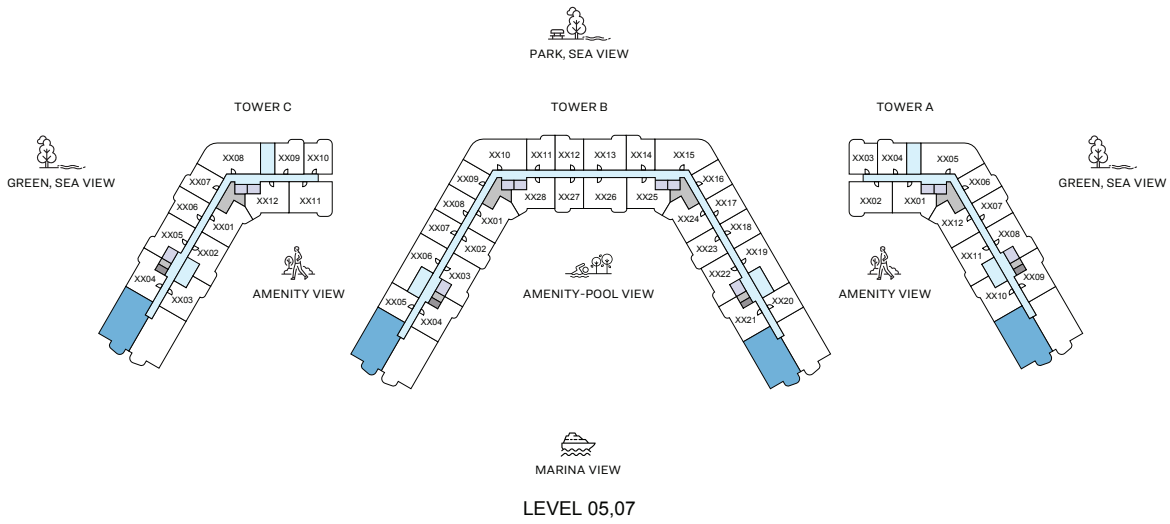
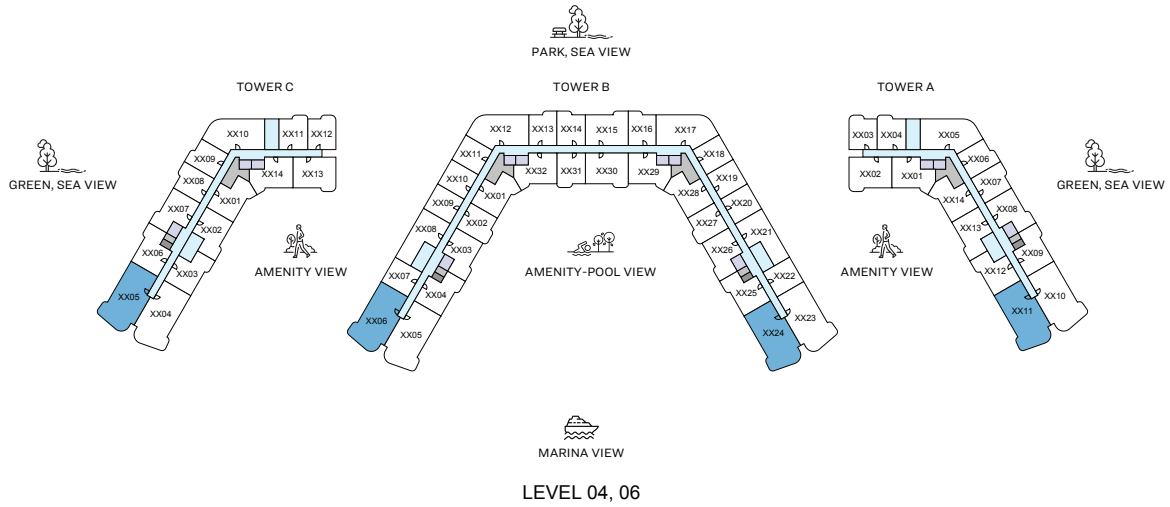
A-211, B-206, B-224, C-205

Amenity, Marina View

A-411, B-406, B-424, A-611, B-606, B-624, B-806, B-824

Green, Marina View

C-405, C-605



3

BEDROOM
(DUPLEX)
APARTMENT

TYPE C

(with maid room and powder room + balcony)

TOTAL SALEABLE AREA

SUITE RANGE = 1,843.43 - 1,847.19 SQ.FT.

BALCONY = 311.18 SQ.FT.

TOTAL RANGE = 2,154.61 - 2,158.38 SQ.FT.

List of unit numbers with this unit plan:

VIEWS

Amenity

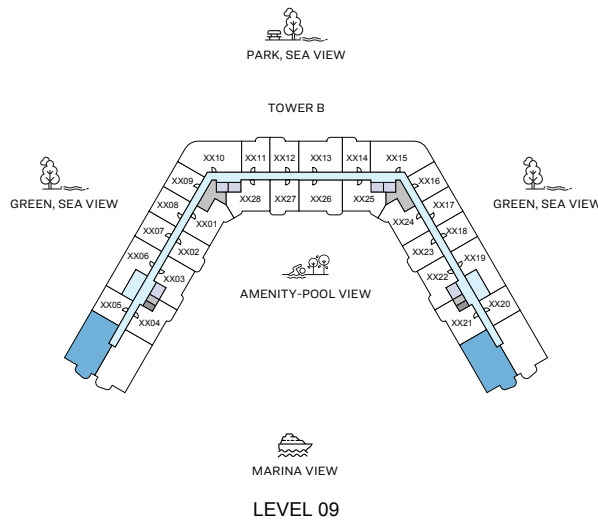
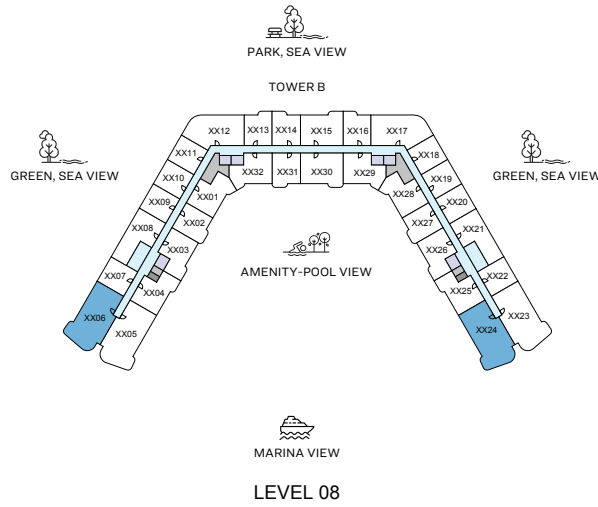
A-211, B-206, B-224, C-205

Amenity, Marina View

A-411, B-406, B-424, A-611, B-606, B-624, B-806, B-824

Green, Marina View

C-405, C-605



3

BEDROOM
(DUPLEX)
APARTMENT

TYPE C

(with maid room and powder room + balcony)

TOTAL SALEABLE AREA

SUITE RANGE = 1,843.43 - 1,847.19 SQ.FT.

BALCONY = 311.18 SQ.FT.

TOTAL RANGE = 2,154.61 - 2,158.38 SQ.FT.

List of unit numbers with this unit plan:

VIEWS

Amenity

A-211, B-206, B-224, C-205

Amenity, Marina View

A-411, B-406, B-424, A-611, B-606, B-624, B-806, B-824

Green, Marina View

C-405, C-605



3

BEDROOM
(DUPLEX)
APARTMENT

TYPE C

(with maid room and powder room + balcony)

TOTAL SALEABLE AREA

SUITE RANGE = 1,843.43 - 1,847.19 SQ.FT.

BALCONY = 311.18 SQ.FT.

TOTAL RANGE = 2,154.61 - 2,158.38 SQ.FT.

List of unit numbers with this unit plan:

VIEWS

Amenity

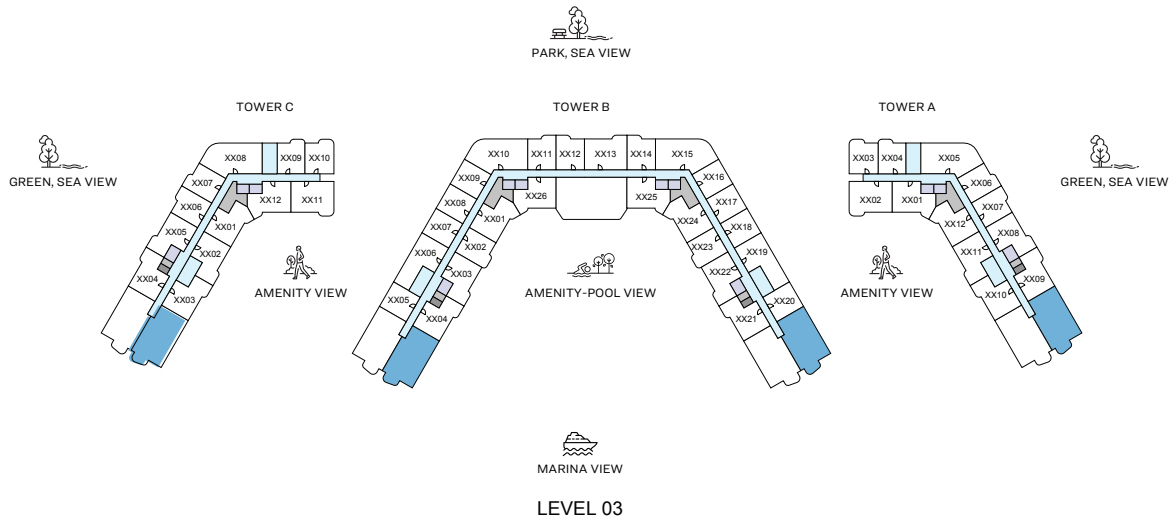
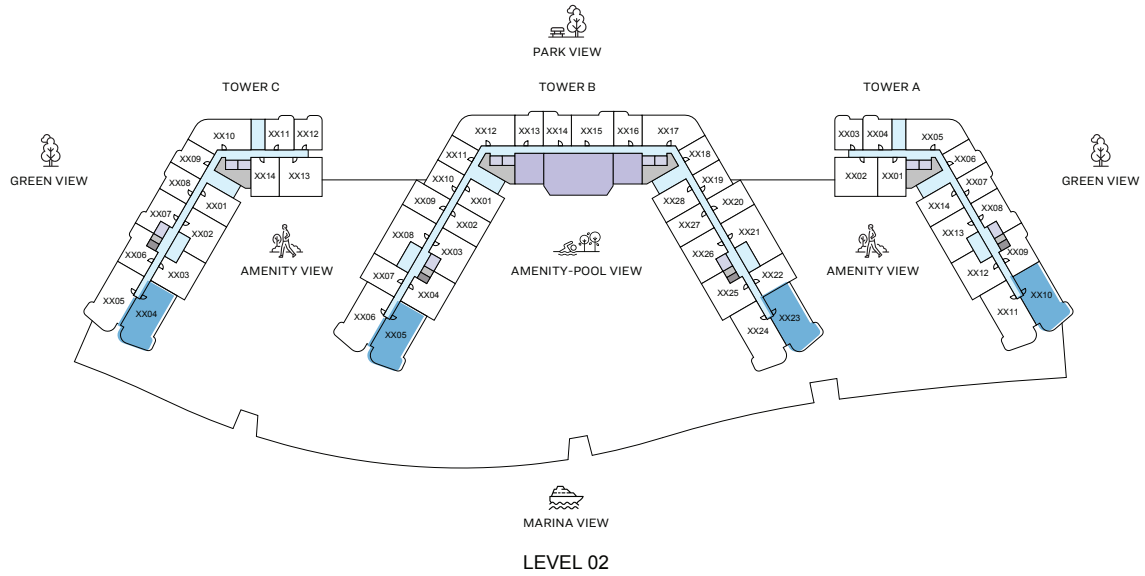
A-211, B-206, B-224, C-205

Amenity, Marina View

A-411, B-406, B-424, A-611, B-606, B-624, B-806, B-824

Green, Marina View

C-405, C-605



3

BEDROOM
(DUPLEX)
APARTMENT

TYPE C VARIANT 1

(with maid room and powder room + balcony)

TOTAL SALEABLE AREA

SUITE RANGE = 1,843.00 - 1,846.66 SQ.FT.

BALCONY = 311.18 SQ.FT.

TOTAL RANGE = 2,154.18 - 2,157.84 SQ.FT.

List of unit numbers with this unit plan:

VIEWS

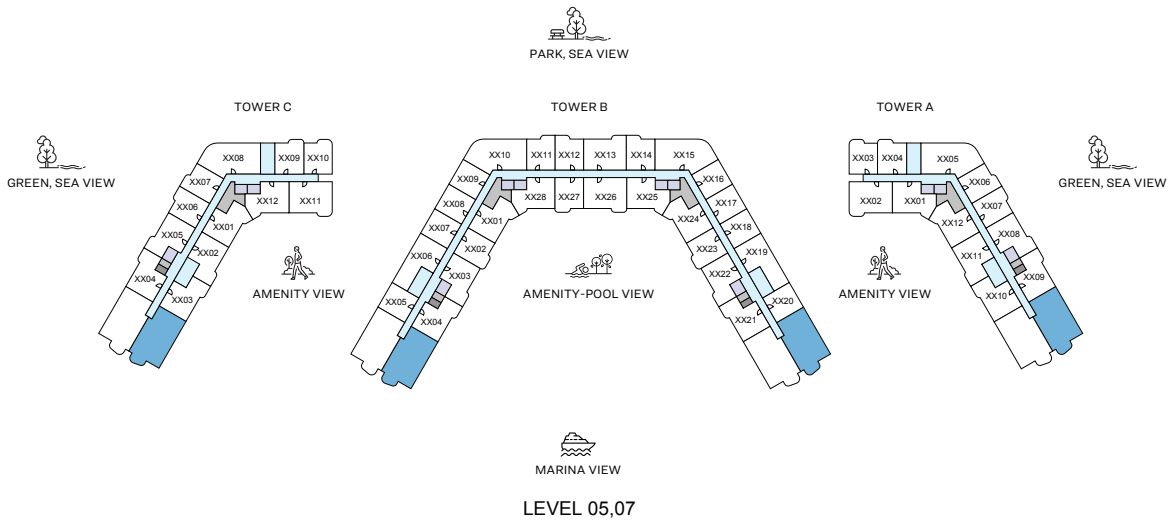
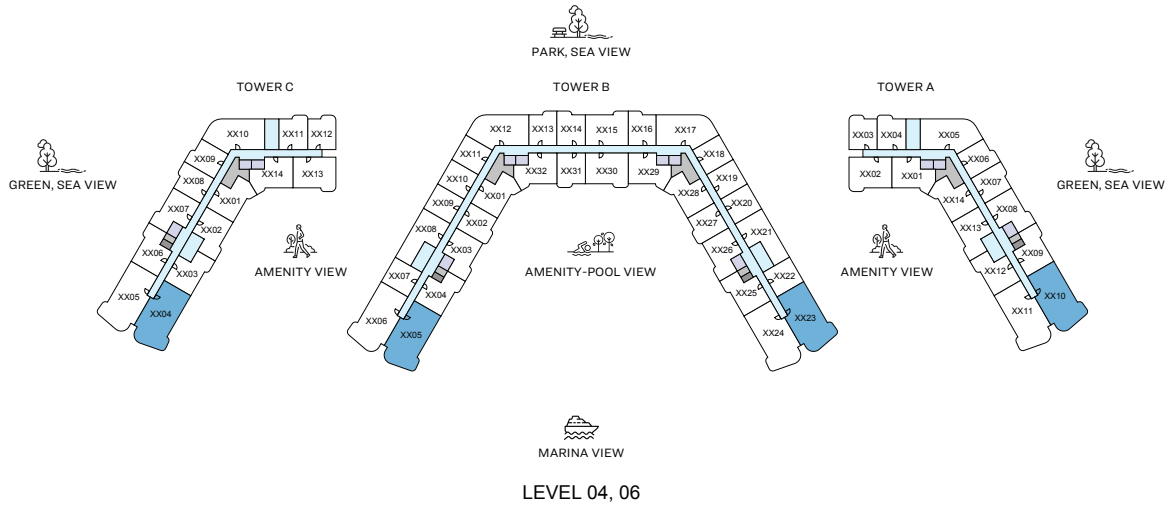
Amenity, Green
A-210

Amenity
B-205, B-223, C-204

Green, Marina View
A-410, A-610

Amenity, Marina View

B-405, B-423, C-404, B-605, B-623, C-604,
B-805, B-823



3

BEDROOM
(DUPLEX)
APARTMENT

TYPE C VARIANT 1

(with maid room and powder room + balcony)

TOTAL SALEABLE AREA
SUITE RANGE = 1,843.00 - 1,846.66 SQ.FT.
BALCONY = 311.18 SQ.FT.
TOTAL RANGE = 2,154.18 - 2,157.84 SQ.FT.

List of unit numbers with this unit plan:

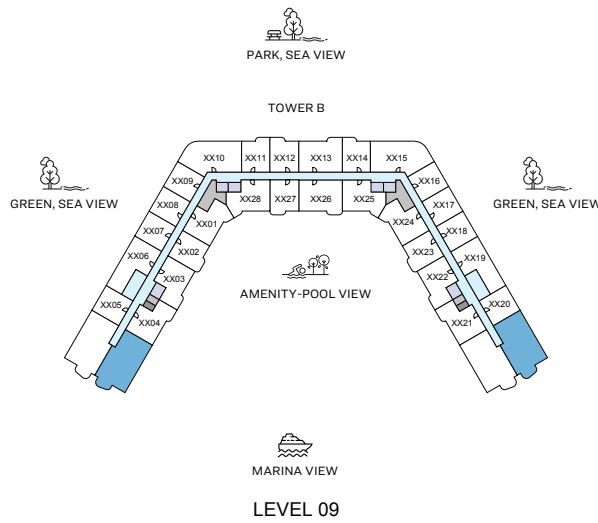
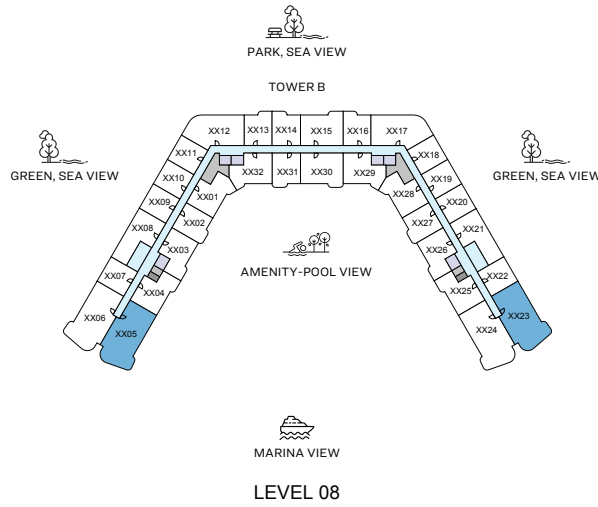
VIEWS

Amenity, Green
A-210

Amenity
B-205, B-223, C-204

Green, Marina View
A-410, A-610

Amenity, Marina View
B-405, B-423, C-404, B-605, B-623, C-604,
B-805, B-823



3

BEDROOM
(DUPLEX)
APARTMENT

TYPE C VARIANT 1

(with maid room and powder room + balcony)

TOTAL SALEABLE AREA
SUITE RANGE = 1,843.00 - 1,846.66 SQ.FT.
BALCONY = 311.18 SQ.FT.
TOTAL RANGE = 2,154.18 - 2,157.84 SQ.FT.

List of unit numbers with this unit plan:

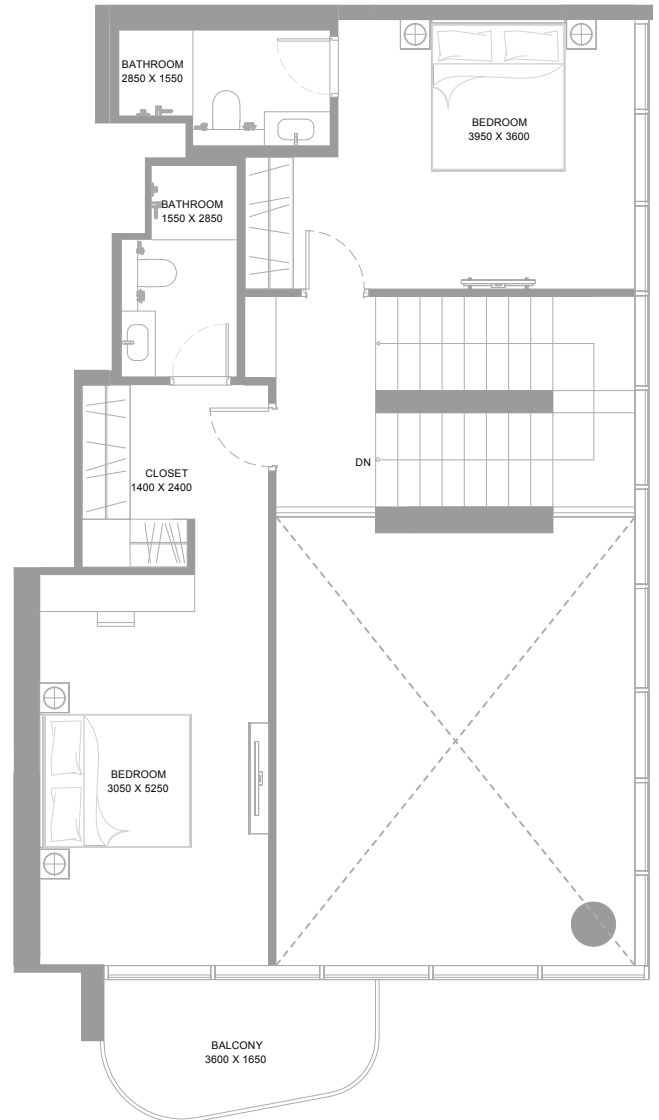
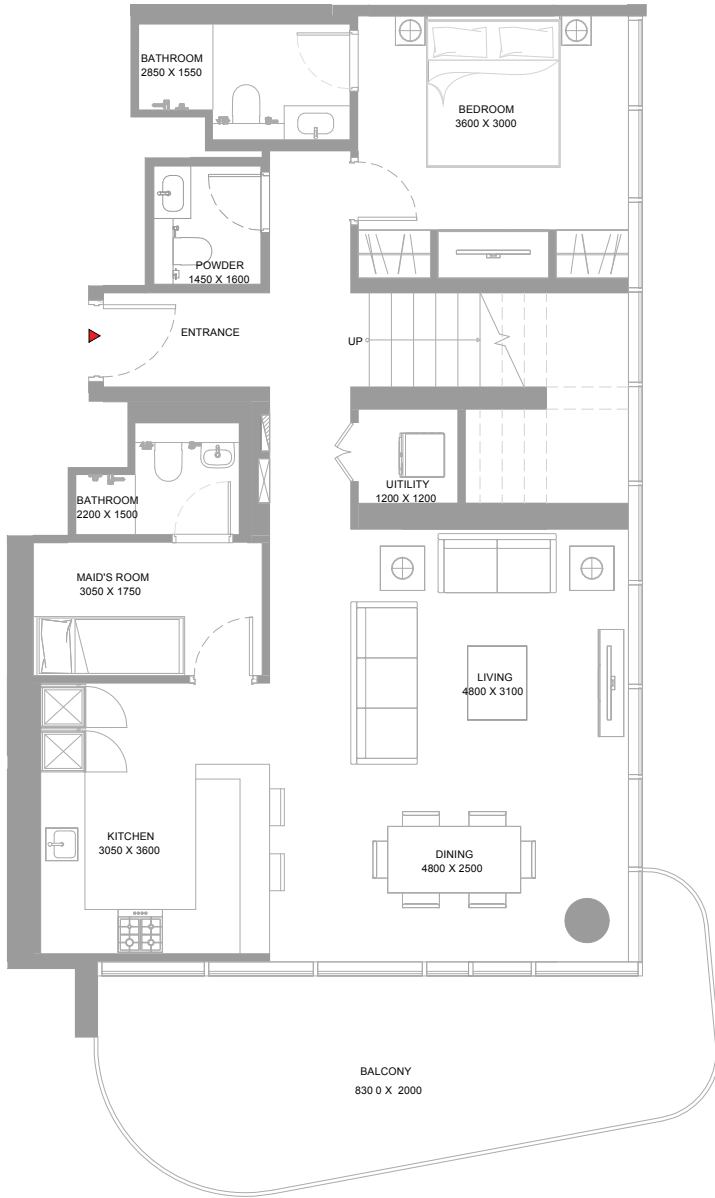
VIEWS

Amenity, Green
A-210

Amenity
B-205, B-223, C-204

Green, Marina View
A-410, A-610

Amenity, Marina View
B-405, B-423, C-404, B-605, B-623, C-604,
B-805, B-823



3

**BEDROOM
(DUPLEX)
APARTMENT**

TYPE C VARIANT 1

(with maid room and powder room + balcony)

TOTAL SALEABLE AREA

SUITE RANGE = 1,843.00 - 1,846.66 SQ.FT.

BALCONY = 311.18 SQ.FT.

TOTAL RANGE = 2,154.18 - 2,157.84 SQ.FT.

List of unit numbers with this unit plan:

VIEWS

Amenity, Green
A-210

Amenity
B-205, B-223, C-204

Green, Marina View
A-410, A-610

Amenity, Marina View
B-405, B-423, C-404, B-605, B-623, C-604,
B-805, B-823

SOBHA
REALTY