



BLISS TOWER

Dubailand

Where Life Blossoms

A project by
Pure Bliss Development LLC

DLM PARTNER
 GRID





BLISS TOWER

Dubailand

Unit Plans

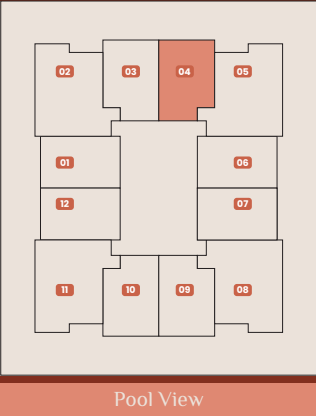
1 Bed Apartment

1 Bed - Type 1 Apartment

2nd to 11th Typical Floor Plan



Suite Area 605.58 Sq.ft.
Balcony Area 212.91 Sq.ft.
Total Area 818.49 Sq.ft.
View Prime Square View

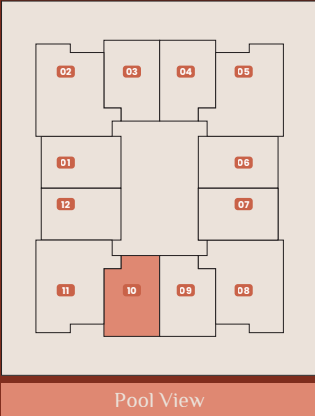


1 Bed - Type 1 Apartment

2nd to 11th Typical Floor Plan



Suite Area 607.41 Sq.ft.
Balcony Area 212.05 Sq.ft.
Total Area 819.46 Sq.ft.
View Pool View

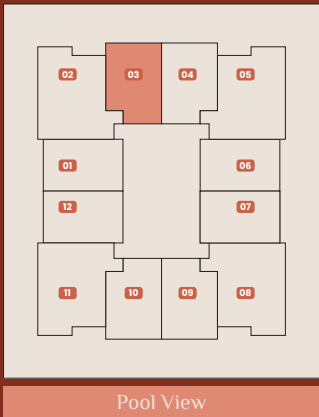


1 Bed - Type 1b Apartment

2nd to 11th Typical Floor Plan



Suite Area 618.49 Sq.ft.
Balcony Area 212.91 Sq.ft.
Total Area 831.40 Sq.ft.
View Prime Square View



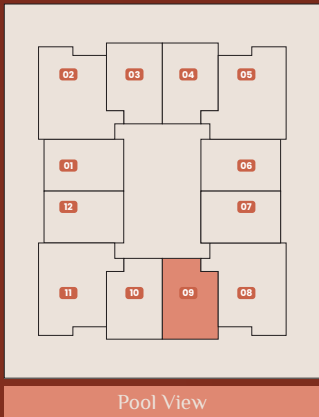
Pool View

1 Bed - Type 1c Apartment

2nd to 11th Typical Floor Plan



Suite Area 607.41 Sq.ft.
Balcony Area 212.05 Sq.ft.
Total Area 819.46 Sq.ft.
View Pool View



Pool View

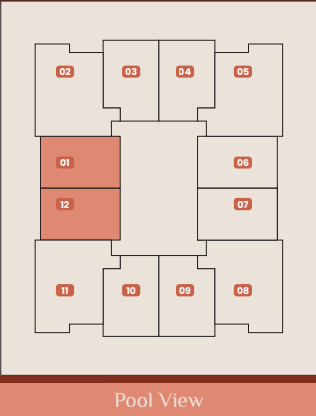


1 Bed - Type 2 Apartment

2nd to 11th Typical Floor Plan



Suite Area	645.40 Sq.ft.
Balcony Area	162.53 Sq.ft.
Total Area	807.94 Sq.ft.
View	Community View

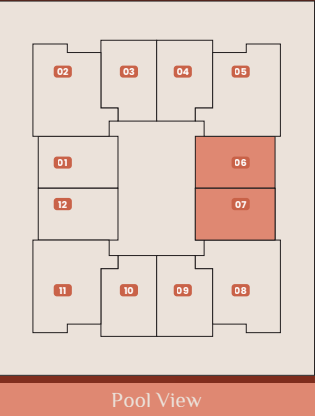


1 Bed - Type 2 Apartment

2nd to 11th Typical Floor Plan



Suite Area	634.21 Sq.ft.
Balcony Area	162.53 Sq.ft.
Total Area	796.74 Sq.ft.
View	Community View



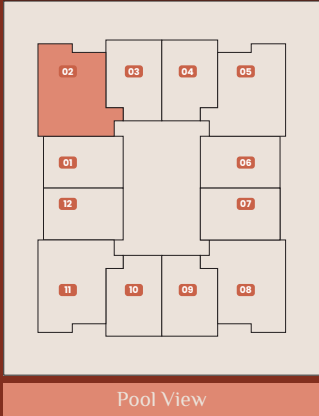
2 Bed Apartment

2 Bed - Type 1 Apartment

2nd to 11th Typical Floor Plan



Suite Area 911.81 Sq.ft.
Balcony Area 220.12 Sq.ft.
Total Area 1131.93 Sq.ft.
View Prime Square View

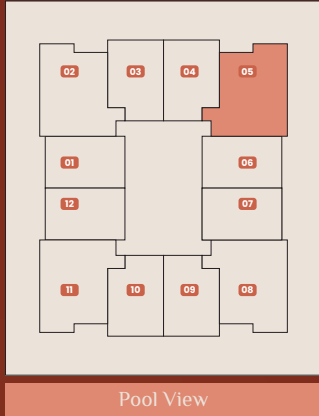


2 Bed - Type 1 Apartment

2nd to 11th Typical Floor Plan



Suite Area 911.92 Sq.ft.
Balcony Area 220.12 Sq.ft.
Total Area 1132.04 Sq.ft.
View Prime Square View

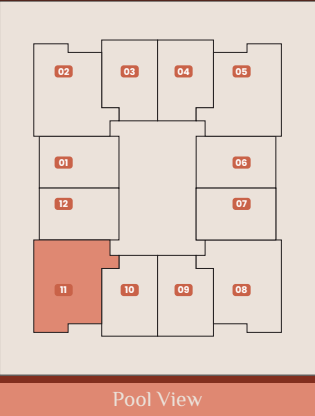


2 Bed - Type 1 Apartment

2nd to 11th Typical Floor Plan



Suite Area	912.99 Sq.ft.
Balcony Area	222.27 Sq.ft.
Total Area	1135.27 Sq.ft.
View	Pool View

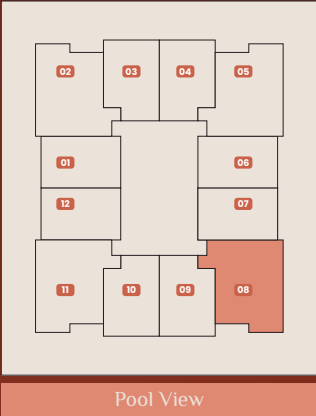


2 Bed - Type 1b Apartment

2nd to 11th Typical Floor Plan



Suite Area	905.46 Sq.ft.
Balcony Area	224.64 Sq.ft.
Total Area	1130.10 Sq.ft.
View	Pool View

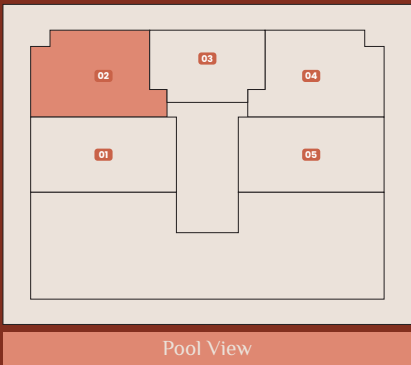


2 Bed - Type 1a Apartment

1st Floor Plan



Suite Area 908.58 Sq.ft.
Balcony Area 1115.89 Sq.ft.
Total Area 2024.47 Sq.ft.
View Prime Square View



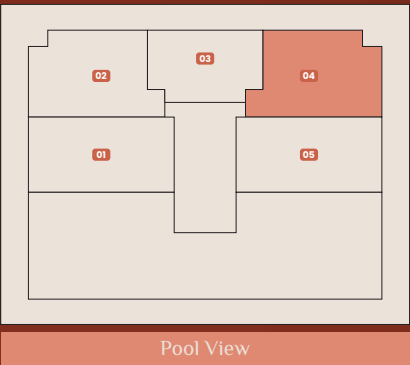
Pool View

2 Bed - Type 1a Apartment

1st Floor Plan



Suite Area 910.73 Sq.ft.
Balcony Area 1125.69 Sq.ft.
Total Area 2036.42 Sq.ft.
View Prime Square View



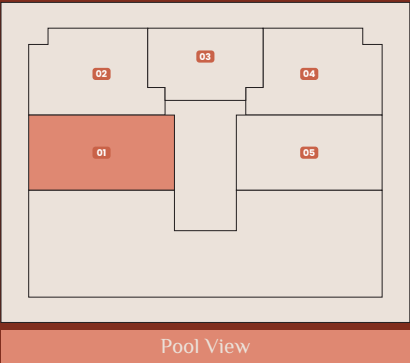
Pool View

2 Bed - Type 2 Apartment

1st Floor Plan



Suite Area 907.72 Sq.ft.
Balcony Area 1256.25 Sq.ft.
Total Area 2163.97 Sq.ft.
View Community View

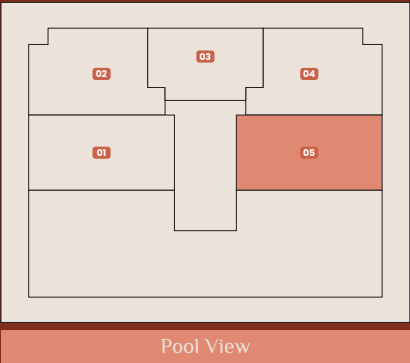


2 Bed - Type 2 Apartment

1st Floor Plan



Suite Area 906.21 Sq.ft.
Balcony Area 1240.32 Sq.ft.
Total Area 2146.54 Sq.ft.
View Community View

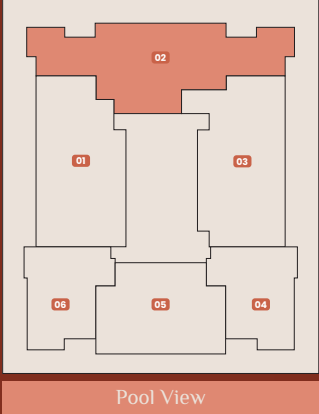


2 Bed - Type 3 Apartment

12th Floor Plan



Suite Area	908.58 Sq.ft.
Balcony Area	1115.89 Sq.ft.
Total Area	2024.47 Sq.ft.
View	Prime Square View



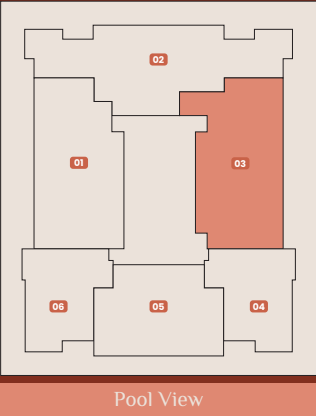
2.5 Bed Apartment

2.5 Bed - Type 1 Apartment

12th Floor Plan



Suite Area 1101.47 Sq.ft.
Balcony Area 1129.24 Sq.ft.
Total Area 2230.71 Sq.ft.
View Community View

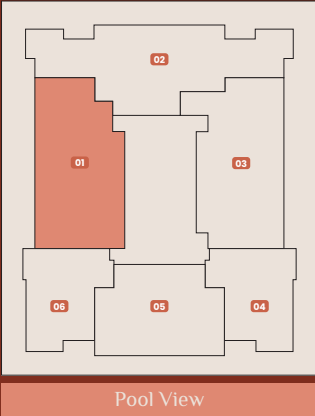


2.5 Bed - Type 1a Apartment

12th Floor Plan



Suite Area 1159.92 Sq.ft.
Balcony Area 1048.73 Sq.ft.
Total Area 2208.64 Sq.ft.
View Community View

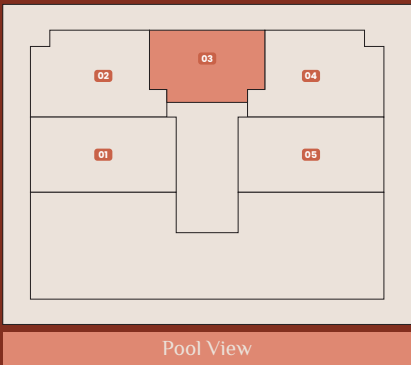


2.5 Bed - Type 2 Apartment

1st Floor Plan



Suite Area	1221.81 Sq.ft.
Balcony Area	226.80 Sq.ft.
Total Area	1448.61 Sq.ft.
View	Prime Square View

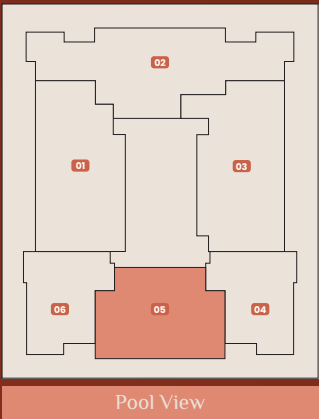


2.5 Bed - Type 3 Apartment

12th Floor Plan



Suite Area	1231.61 Sq.ft.
Balcony Area	424.10 Sq.ft.
Total Area	1655.70 Sq.ft.
View	Pool View





BLISS TOWER
Dubailand

DLM PARTNER

