



YOUR HOME, YOUR RETREAT

INTRODUCING
PIERSIDE
MARINA RESIDENCES

Set against the exclusive marina front, Pierside Marina Residences offers direct access to the adjacent parts of the island with a scenic pedestrian bridge allowing seamless connectivity.

Wake up to stunning views of the promenade and the sea, unwind aboard your private yacht on the serene sea waterbody and indulge in the peaceful retreat that surrounds you.

Welcome to your gateway to paradise, where every day is an opportunity for new beginnings.



AN EMBRACE YOU LONG FOR

As the call of flamingos echoes softly in the distance, peaceful mornings take on a renewed sense of joy. With every turn of the page in your favourite book, the open sea unfolds before you, its gentle waves setting the perfect rhythm to your day.

This is more than just a moment - it's a sense of belonging, where the beauty of the sea and the calm of your surroundings create a comforting embrace. Rediscover the simple pleasure of a home that feels uniquely and truly yours.

SERENITY
AT HOME



AMENITIES PODIUM

Whether you seek adventure in the water, relaxation on the sand, or simply a quiet moment to connect with yourself, Marina Residences at Sobha Siniya Island promises a perfect retreat.

AMENITIES PODIUM

AMENITIES WITH A VIEW

Picture yourself standing on a sunlit podium, the salty sea breeze playfully flowing through your hair while flamingos glide gracefully across the sky, their pink hues painting a breathtaking scene against the shimmering waters.

This is no ordinary setting—it's a place where the extraordinary becomes part of your everyday.





AMENITIES PODIUM

AMENITY-RICH PODIUMS

As you explore the dedicated podiums at Marina Residences, a world of possibilities unfolds before you. Dive into the crystal-clear infinity pools that seem to blend seamlessly with the horizon or find your rhythm at the state-of-the-art fitness centres overlooking the marina. Cozy lounges invite you to relax and reconnect, while vibrant outdoor play areas offer boundless joy for your toddlers.

With the sea as your constant companion, every moment feels like a story waiting to be written - one filled with serenity, energy, and the endless charm of life by the water.

LUSH PARKS & LANDSCAPED GARDENS

NATURE'S EMBRACE – LUSH GREENERY TO SOOTHE YOUR SOUL

Walk through pathways framed by colourful blooms while every little giggle and tiny eager steps of your toddlers bring you endless joy. Watch these precious moments unfold while you reconnect with nature in the lush parks and beautifully landscaped gardens.

The lush green spaces are more than just a visual treat; they're a sanctuary that nurtures your well-being.



LOCATION ON
MASTER PLAN



PIERSIDE

MARINA RESIDENCES

SITE PLAN



YOUR FULLY FURNISHED RETREAT AWAITS



Experience effortless luxury at Tower C - Marina Residences. Each unit is fully furnished, with every detail meticulously crafted for immediate comfort and style. Simply pack your bags and start enjoying a life of sophistication and ease from day one.

BEDROOM



BATHROOM

EFFORTLESS PROPERTY MANAGEMENT



STAY CONFIDENT

For the first time, Marina Residences at Sobha Siniya Island proudly offers post-handover property management services, designed to simplify your life and secure your investment with Stay by Latinem.

At Stay by Latinem, property management is effortless, allowing you to maximize your investment returns without lifting a finger. From the moment you decide to list your property, every aspect of the process is handled, ensuring a smooth and profitable experience.

STAY BY LATINEM



LEAVE THE DETAILS TO US

A comprehensive property management solution that takes care of everything, from onboarding to day-to-day operations.

TYPES OF SERVICES WE PROVIDE TO HOMEOWNERS

- Owner dashboard and app
- Professional photography of apartment
- Payment of tourism tax
- Monthly reports
- Daily pricing
- Applicable authority registration
- Housekeeping & upkeep
- Organizing maintenance
- Client relationship manager
- Guest vetting

TYPES OF SERVICES WE PROVIDE TO GUESTS

- World class community stay
- Luxury linens and towels
- Premium amenities
- Quick communication
- Personalized Check-in/Check-Out

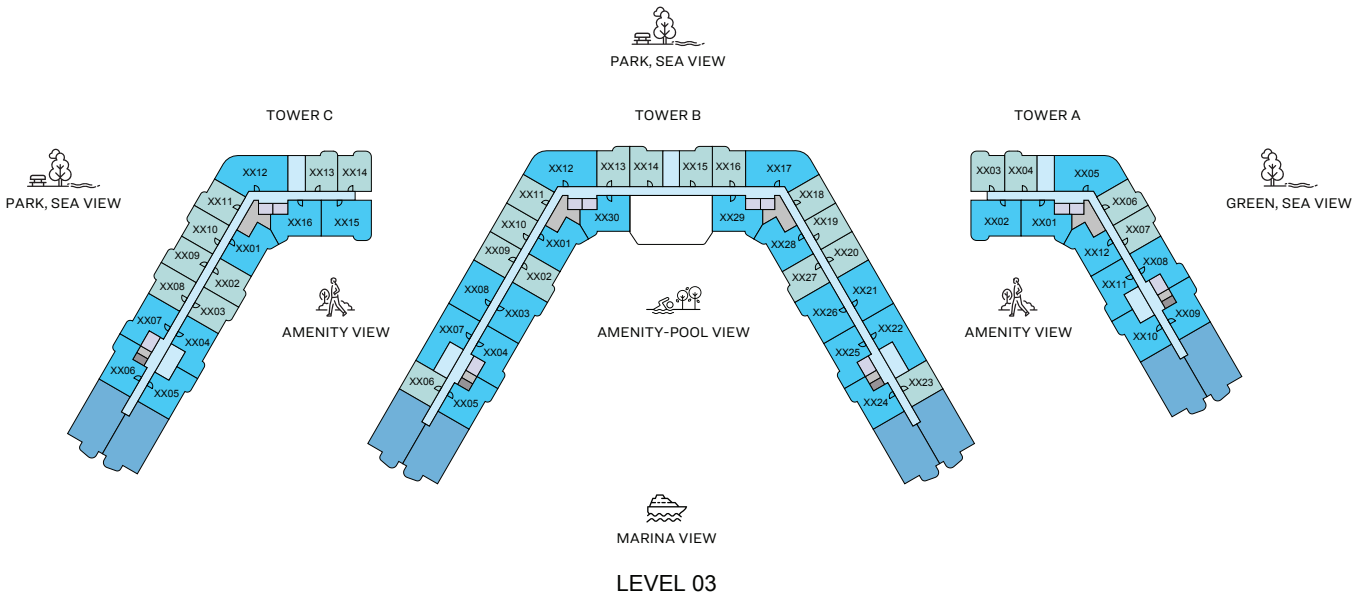
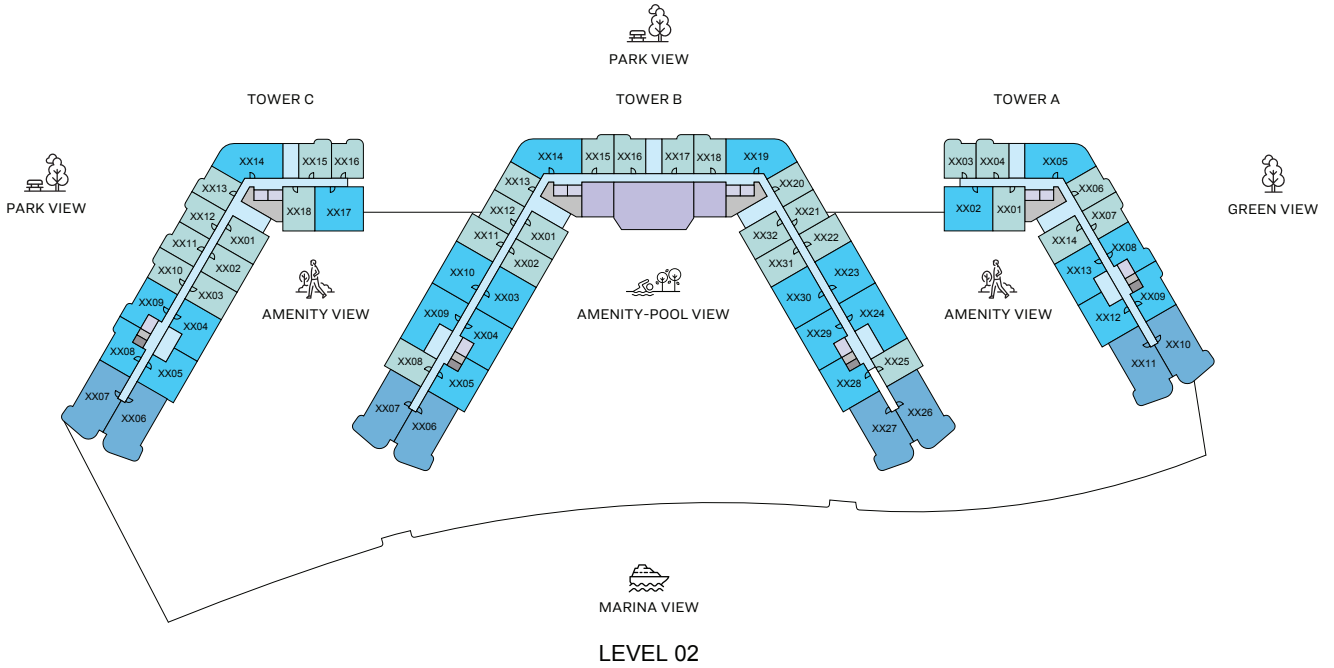
Stay by Latinem, commits on delivering exceptional service to both property owners and guests, ensuring that every stay is a memorable one.



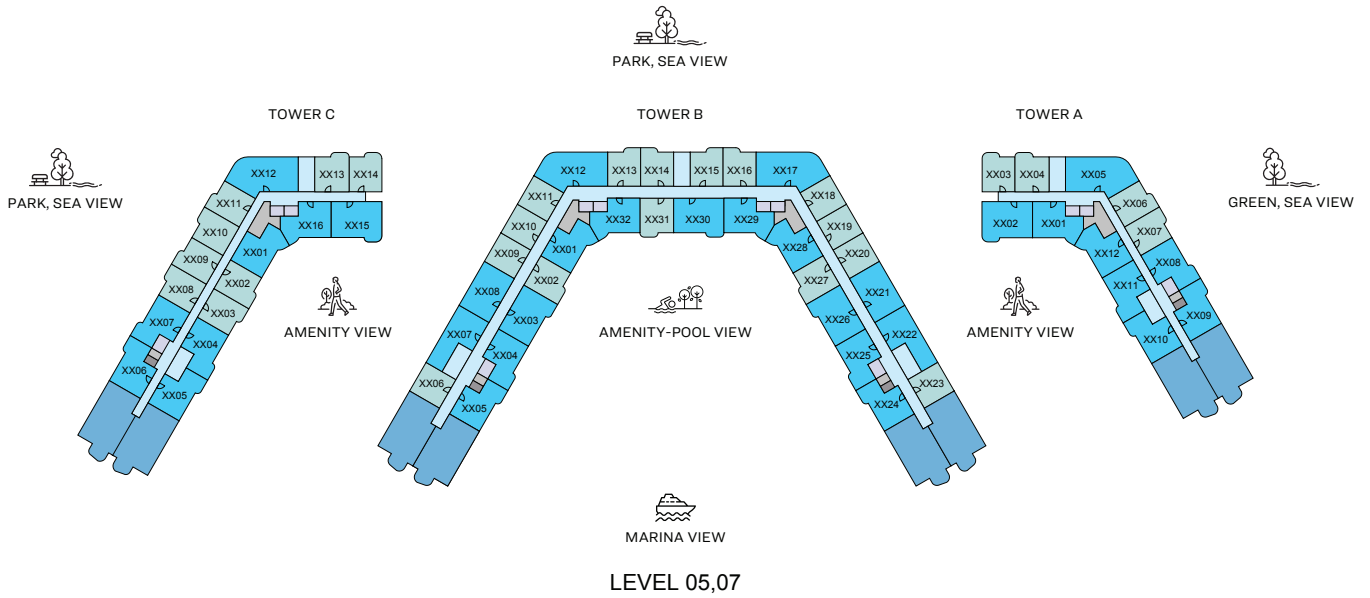
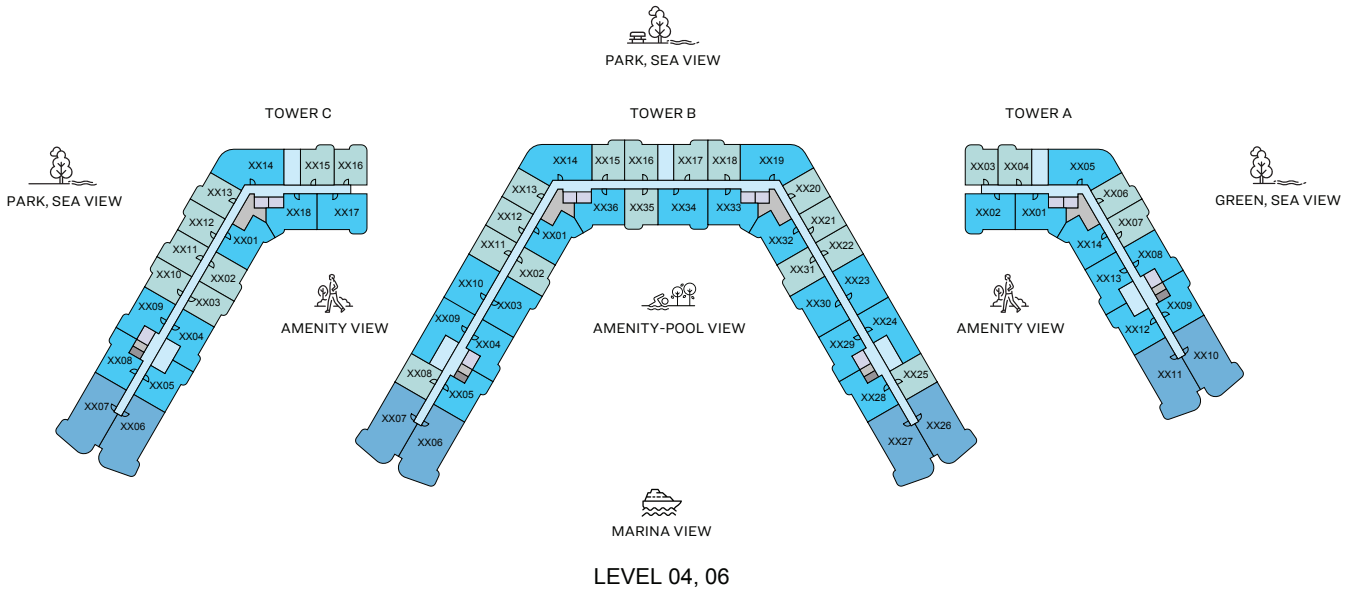
FLOOR AND UNIT PLANS

PIERSIDE

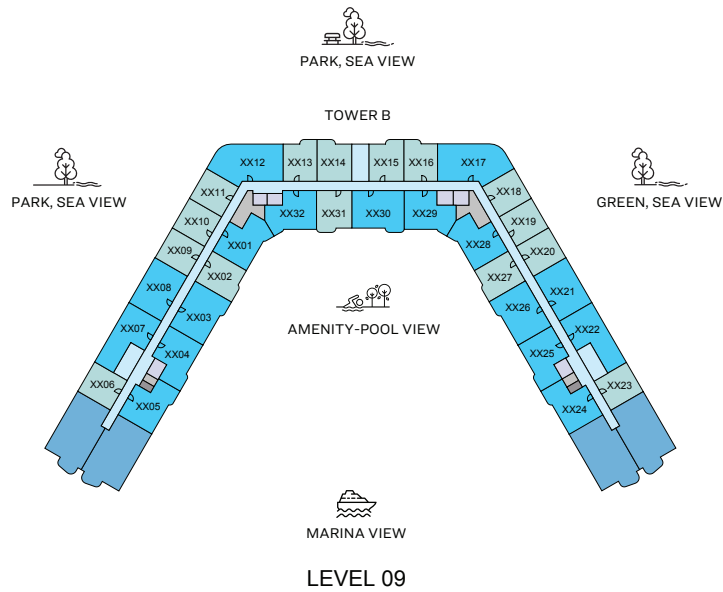
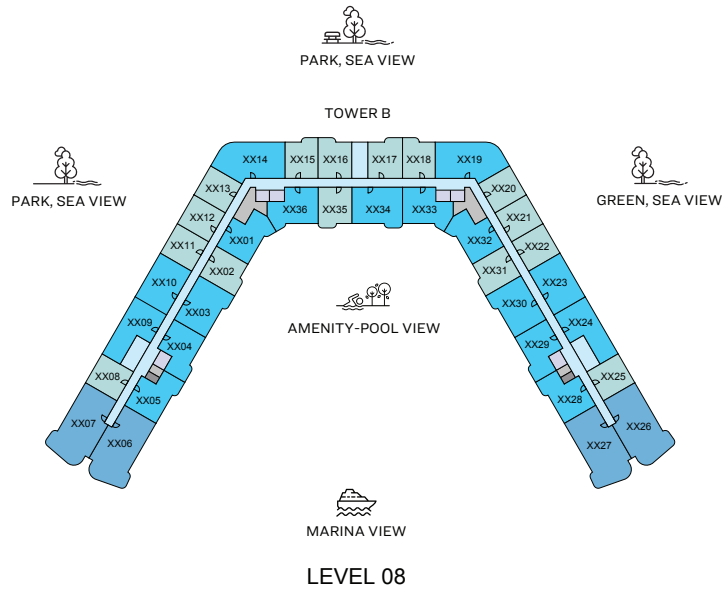
MARINA RESIDENCES



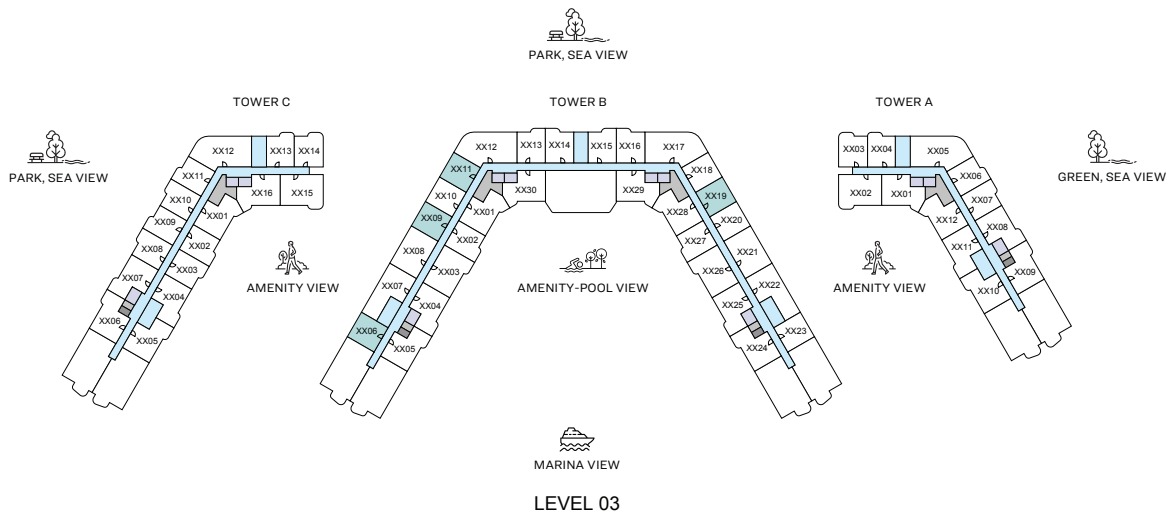
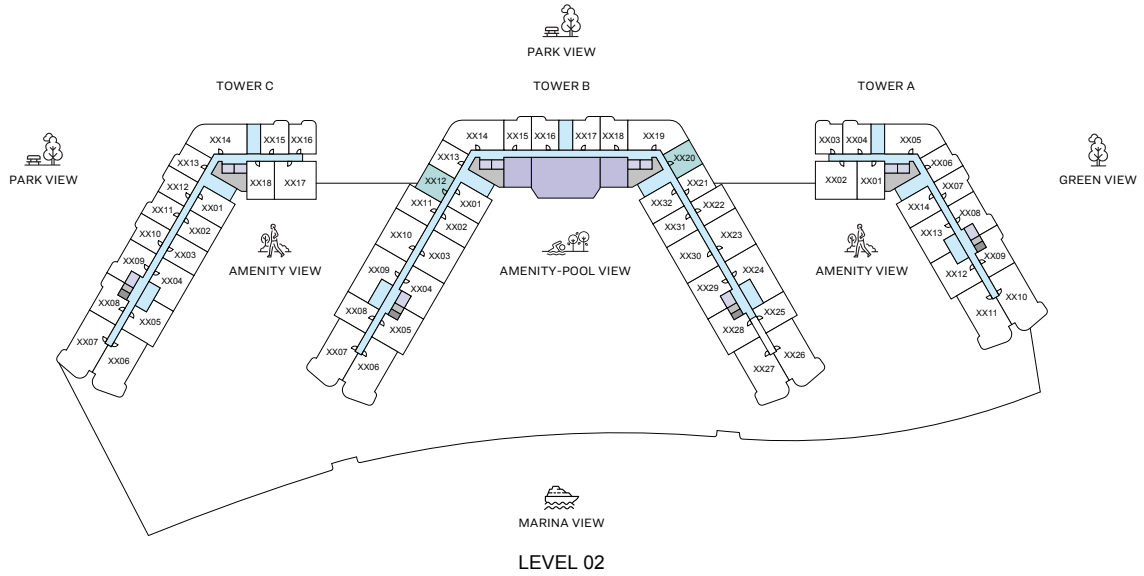
- 1 BED UNIT
- 2 BED UNIT
- 3 BED UNIT
- PARKING
- CIRCULATION
- GARBAGE
- SERVICES
- LIFT
- AMENITIES



- | | | | | |
|--|--|---|--|---|
| 1 BED UNIT | 3 BED UNIT | CIRCULATION | SERVICES | AMENITIES |
| 2 BED UNIT | PARKING | GARBAGE | LIFT | |



- | | | | | |
|--|--|---|--|---|
| 1 BED UNIT | 3 BED UNIT | CIRCULATION | SERVICES | AMENITIES |
| 2 BED UNIT | PARKING | GARBAGE | LIFT | |



1
BEDROOM
APARTMENT

TYPE A

(with powder room + balcony)

TOTAL SALEABLE AREA

SUITE RANGE = 464.89 – 465.97 SQ.FT.

BALCONY RANGE = 48.11 – 48.44 SQ.FT.

TOTAL RANGE = 513.22 – 514.30 SQ.FT.

List of unit numbers with this unit plan:

VIEWS

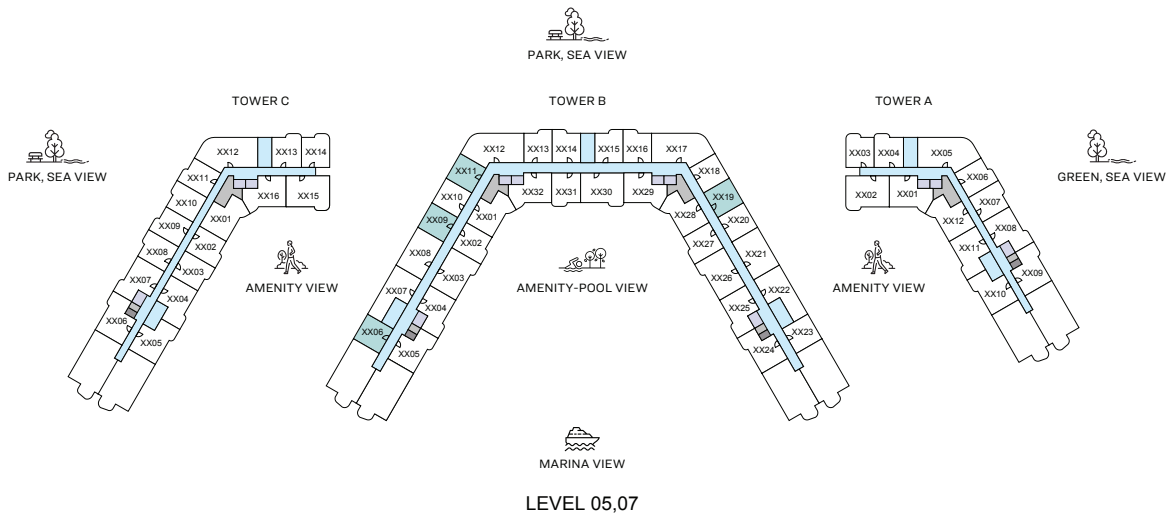
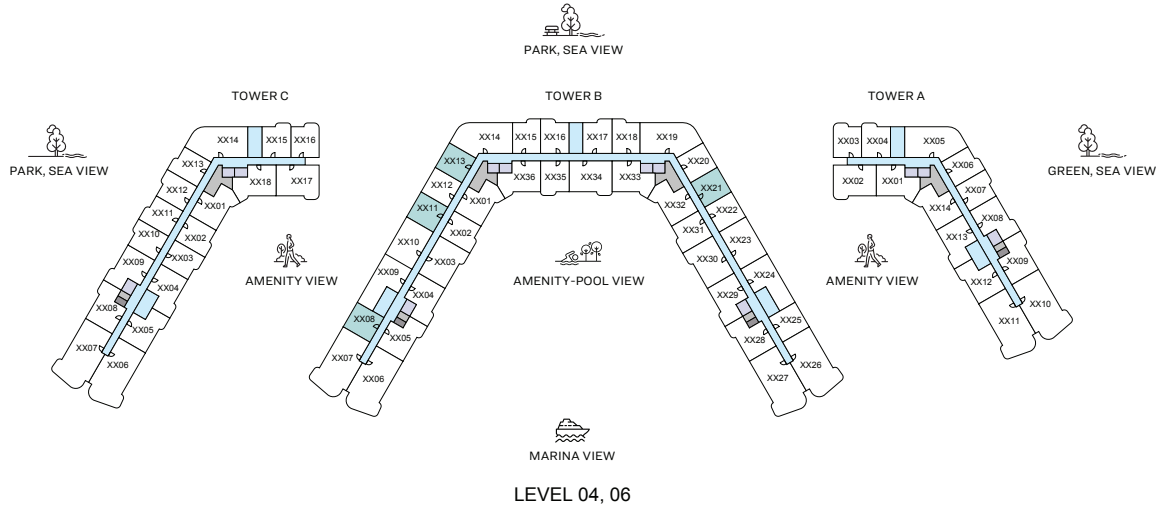
Amenity
B-306,B-408,B-506,B-608,B-706,B-808

Amenity, Sea View
B-309

Amenity, Sea View, Park view
B-411,B-509,B-611,B-709

Park View
B-212, B-220

Park, Sea View
B-311,B-319,B-413,B-421,B-511,B-519,B-613,B-621,B-711,
B-719,B-811,B-813,B-821,B-906,B-909,B-911,B-919



1

BEDROOM APARTMENT

TYPE A

(with powder room + balcony)

TOTAL SALEABLE AREA

SUITE RANGE = 464.89 – 465.97 SQ.FT.
 BALCONY RANGE = 48.11 – 48.44 SQ.FT.
 TOTAL RANGE = 513.22 – 514.30 SQ.FT.

List of unit numbers with this unit plan:

VIEWS

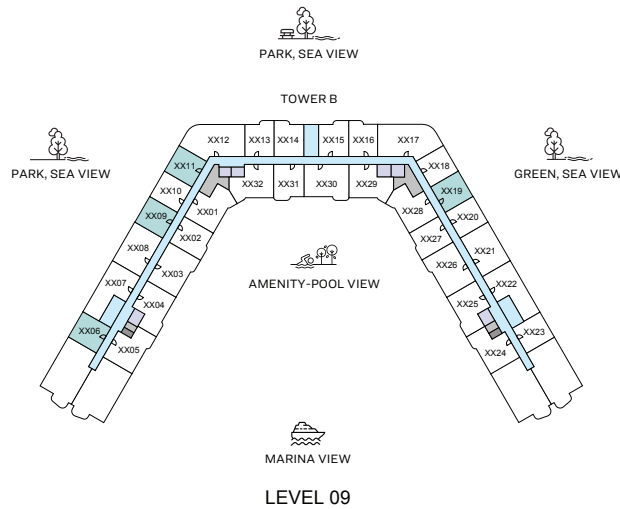
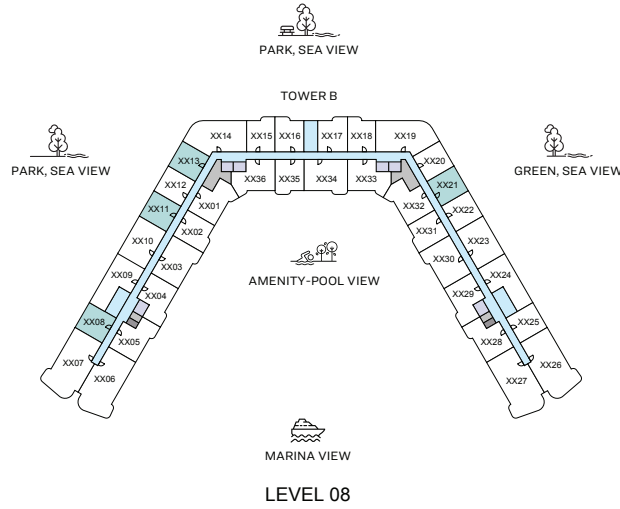
Amenity
 B-306,B-408,B-506,B-608,B-706,B-808

Amenity, Sea View
 B-309

Amenity, Sea View, Park view
 B-411,B-509,B-611,B-709

Park View
 B-212, B-220

Park, Sea View
 B-311,B-319,B-413,B-421,B-511,B-519,B-613,B-621,B-711,
 B-719,B-811,B-813,B-821,B-906,B-909,B-911,B-919



1

BEDROOM
APARTMENT

TYPE A

(with powder room + balcony)

TOTAL SALEABLE AREA

SUITE RANGE = 464.89 – 465.97 SQ.FT.
BALCONY RANGE = 48.11 – 48.44 SQ.FT.
TOTAL RANGE = 513.22 – 514.30 SQ.FT.

List of unit numbers with this unit plan:

VIEWS

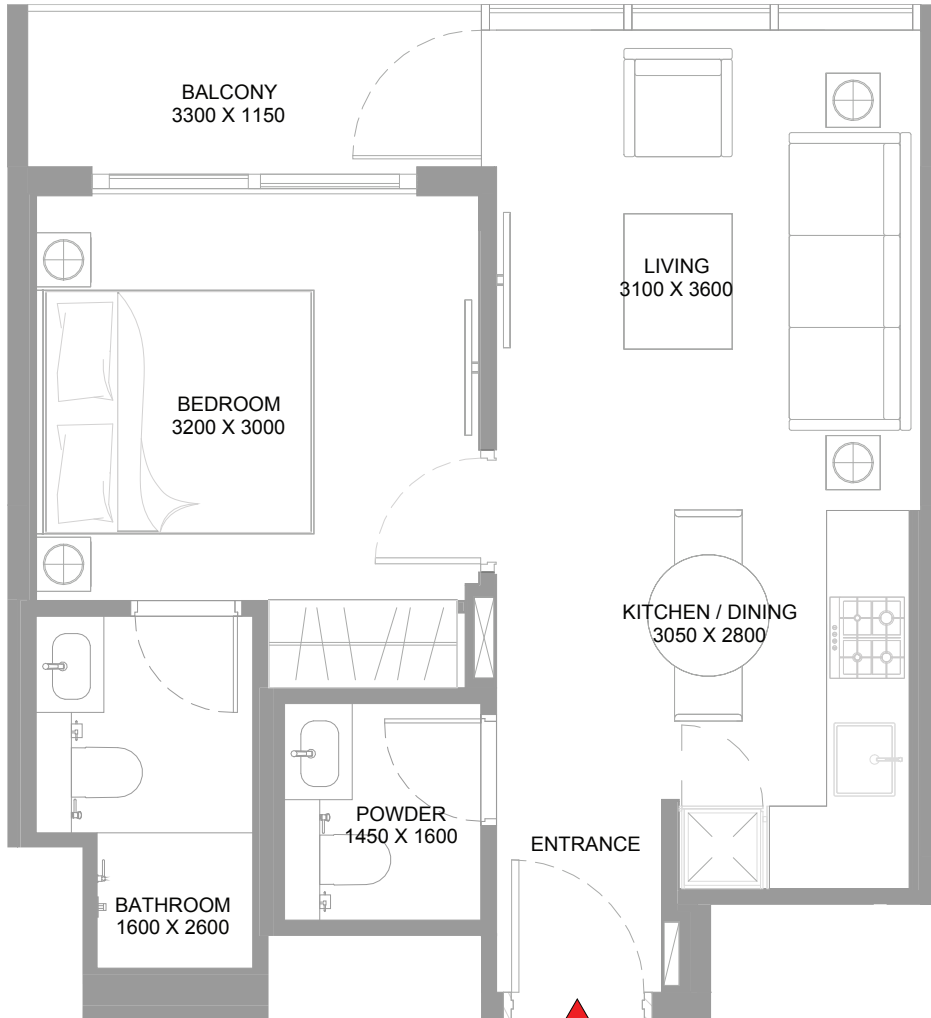
Amenity
B-306,B-408,B-506,B-608,B-706,B-808

Amenity, Sea View
B-309

Amenity, Sea View, Park view
B-411,B-509,B-611,B-709

Park View
B-212, B-220

Park, Sea View
B-311,B-319,B-413,B-421,B-511,B-519,B-613,B-621,B-711,
B-719,B-811,B-813,B-821,B-906,B-909,B-911,B-919



1

BEDROOM
APARTMENT

TYPE A

(with powder room + balcony)

TOTAL SALEABLE AREA

SUITE RANGE = 464.89 – 465.97 SQ.FT.
BALCONY RANGE = 48.11 – 48.44 SQ.FT.
TOTAL RANGE = 513.22 – 514.30 SQ.FT.

List of unit numbers with this unit plan:

VIEWS

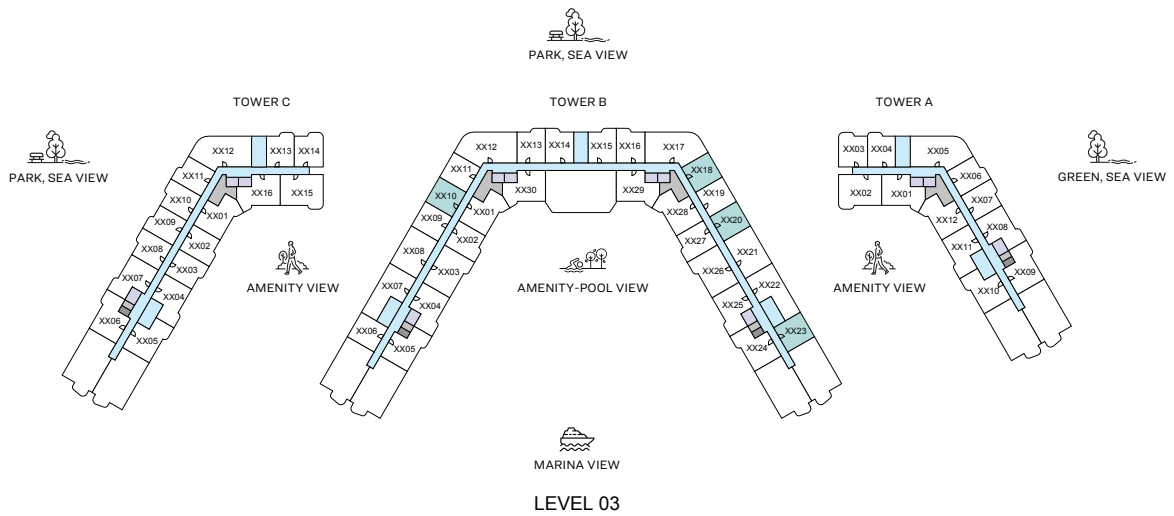
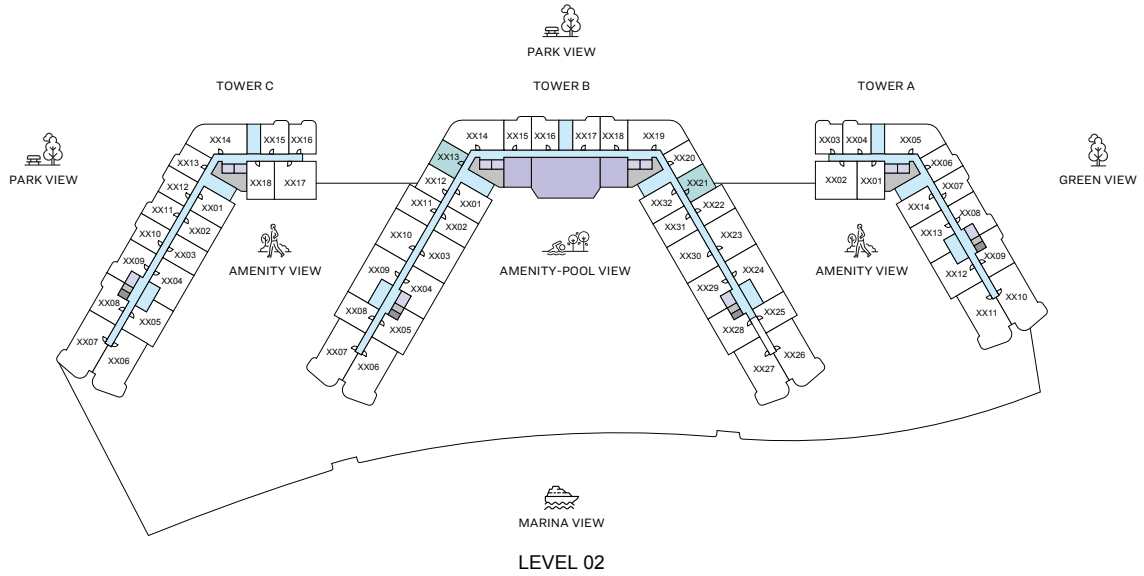
Amenity
B-306,B-408,B-506,B-608,B-706,B-808

Amenity, Sea View
B-309

Amenity, Sea View, Park view
B-411,B-509,B-611,B-709

Park View
B-212, B-220

Park, Sea View
B-311,B-319,B-413,B-421,B-511,B-519,B-613,B-621,B-711,
B-719,B-811,B-813,B-821,B-906,B-909,B-911,B-919



1
BEDROOM
APARTMENT

TYPE A VARIANT 1

(with powder room + balcony)

TOTAL SALEABLE AREA

SUITE RANGE = 464.89 – 465.97 SQ.FT.

BALCONY RANGE = 48.11 – 48.44 SQ.FT.

TOTAL RANGE = 513.22 – 514.30 SQ.FT.

List of unit numbers with this unit plan:

VIEWS

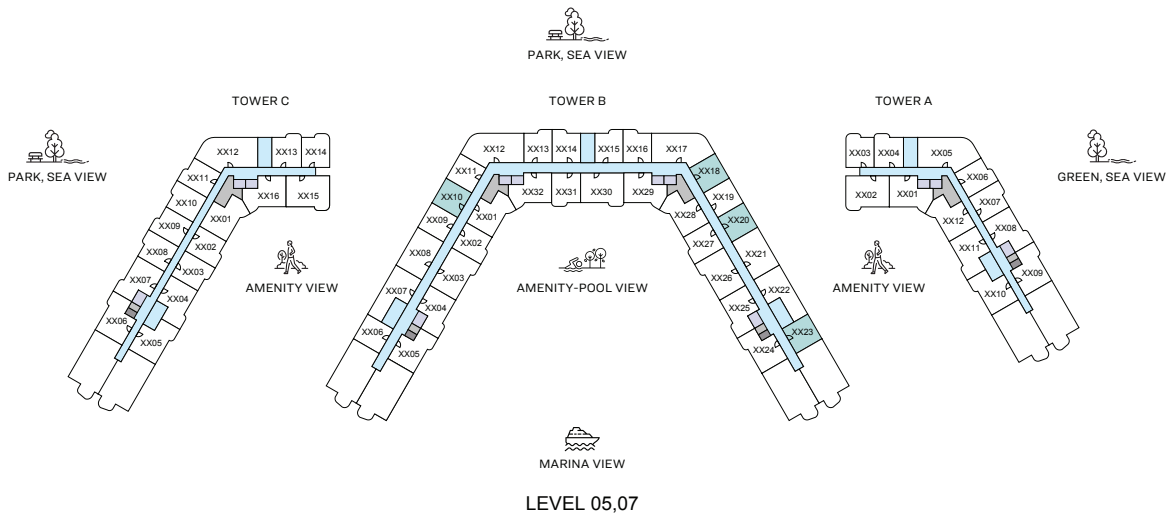
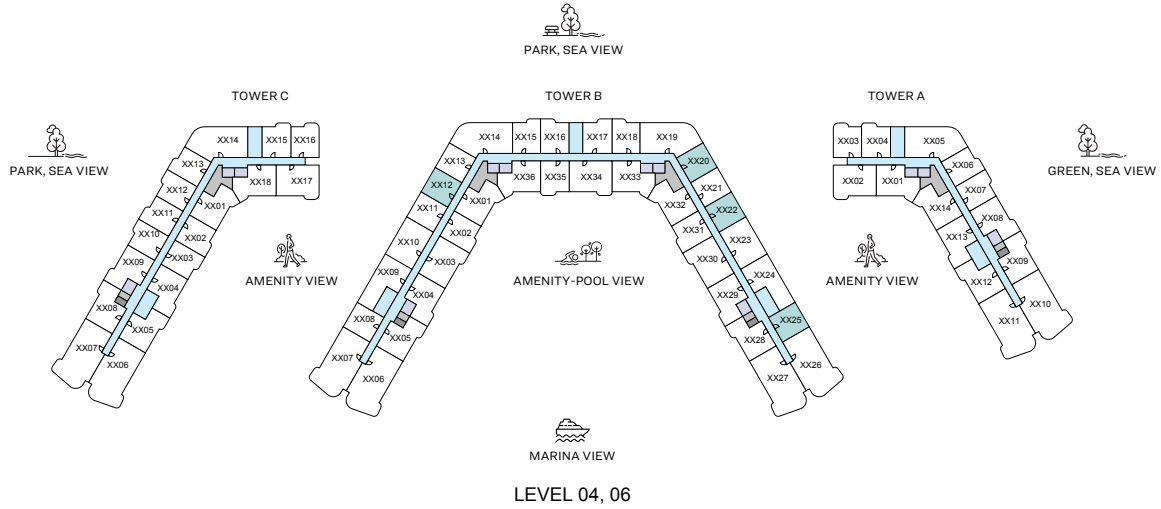
Amenity
B-323,B-425,B-523,B-625,B-723,B-825

Amenity, Sea View
B-320

Amenity, Sea View, Park view
B-422,B-520,B-622,B-720

Park View
B-213,B-221

Park, Sea View
B-310,B-318,B-412,B-420,B-510,B-518,B-612,B-620,B-710,
B-718,B-812,B-820,B-822,B-910,B-918,B-920,B-923



1

BEDROOM APARTMENT

TYPE A VARIANT 1

(with powder room + balcony)

TOTAL SALEABLE AREA

SUITE RANGE = 464.89 – 465.97 SQ.FT.
BALCONY RANGE = 48.11 – 48.44 SQ.FT.
TOTAL RANGE = 513.22 – 514.30 SQ.FT.

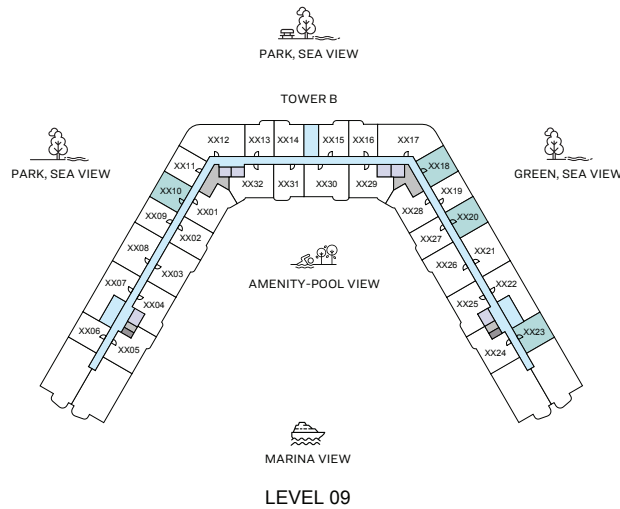
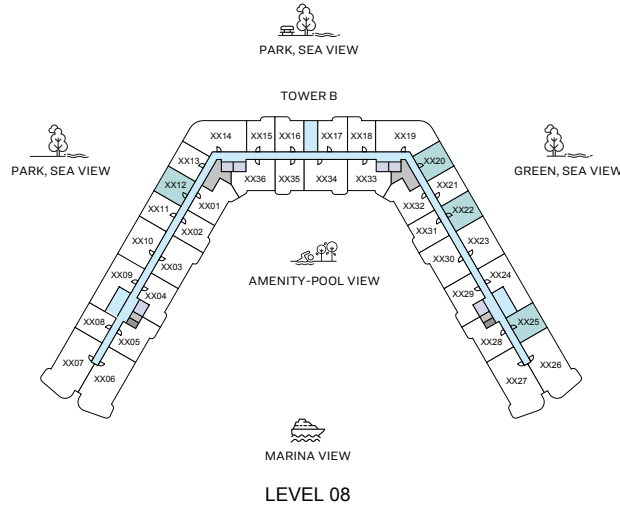
List of unit numbers with this unit plan:

VIEWS

- Amenity
B-323,B-425,B-523,B-625,B-723,B-825
- Amenity, Sea View
B-320
- Amenity, Sea View, Park view
B-422,B-520,B-622,B-720

- Park View
B-213,B-221

- Park, Sea View
B-310,B-318,B-412,B-420,B-510,B-518,B-612,B-620,B-710,
B-718,B-812,B-820,B-822,B-910,B-918,B-920,B-923



1

BEDROOM
APARTMENT

TYPE A VARIANT 1

(with powder room + balcony)

TOTAL SALEABLE AREA

SUITE RANGE = 464.89 – 465.97 SQ.FT.
BALCONY RANGE = 48.11 – 48.44 SQ.FT.
TOTAL RANGE = 513.22 – 514.30 SQ.FT.

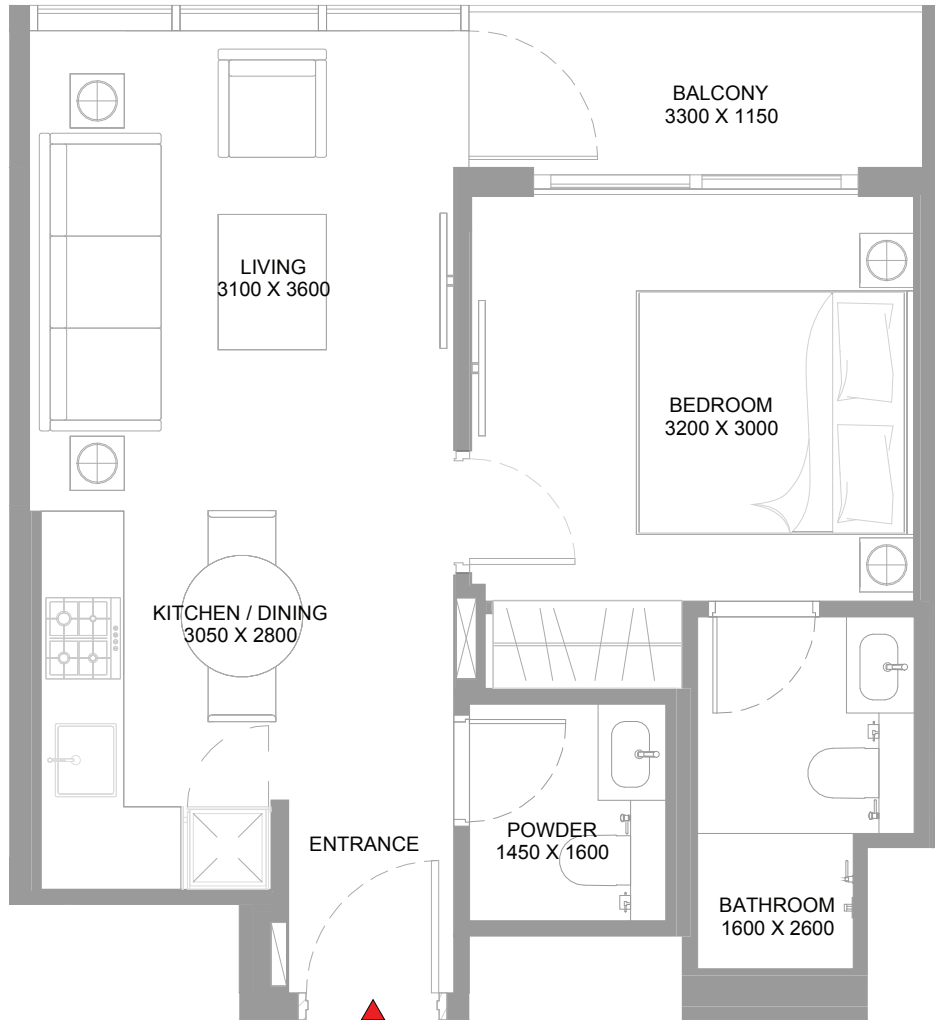
List of unit numbers with this unit plan:

VIEWS

- Amenity
B-323,B-425,B-523,B-625,B-723,B-825
- Amenity, Sea View
B-320
- Amenity, Sea View, Park view
B-422,B-520,B-622,B-720

Park View
B-213,B-221

Park, Sea View
B-310,B-318,B-412,B-420,B-510,B-518,B-612,B-620,B-710,
B-718,B-812,B-820,B-822,B-910,B-918,B-920,B-923



1
BEDROOM
APARTMENT

**TYPE A
VARIANT 1**
(with powder room + balcony)

TOTAL SALEABLE AREA
SUITE RANGE = 464.89 – 465.97 SQ.FT.
BALCONY RANGE = 48.11 – 48.44 SQ.FT.
TOTAL RANGE = 513.22 – 514.30 SQ.FT.

List of unit numbers with this unit plan:

VIEWS

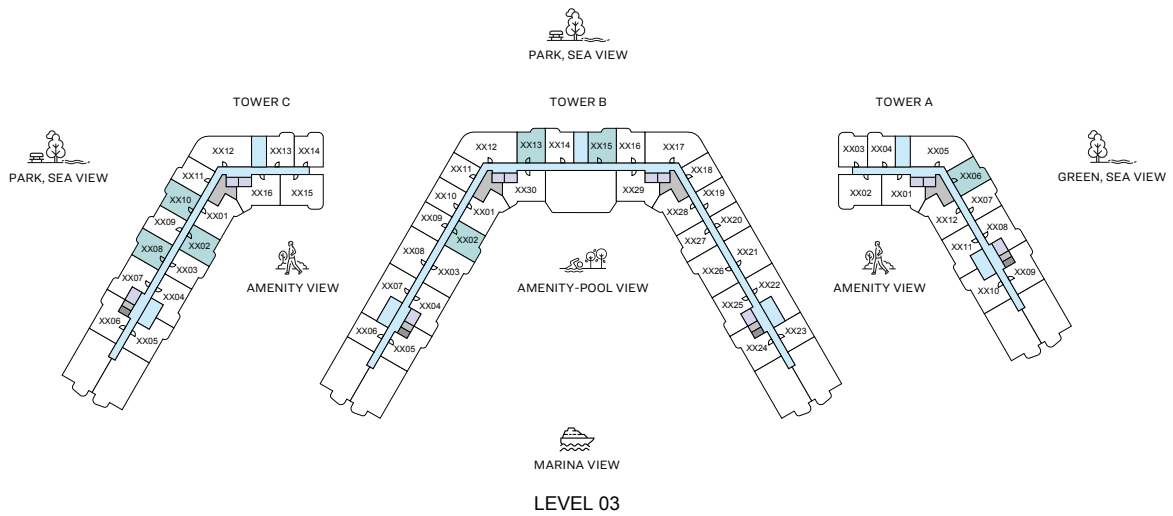
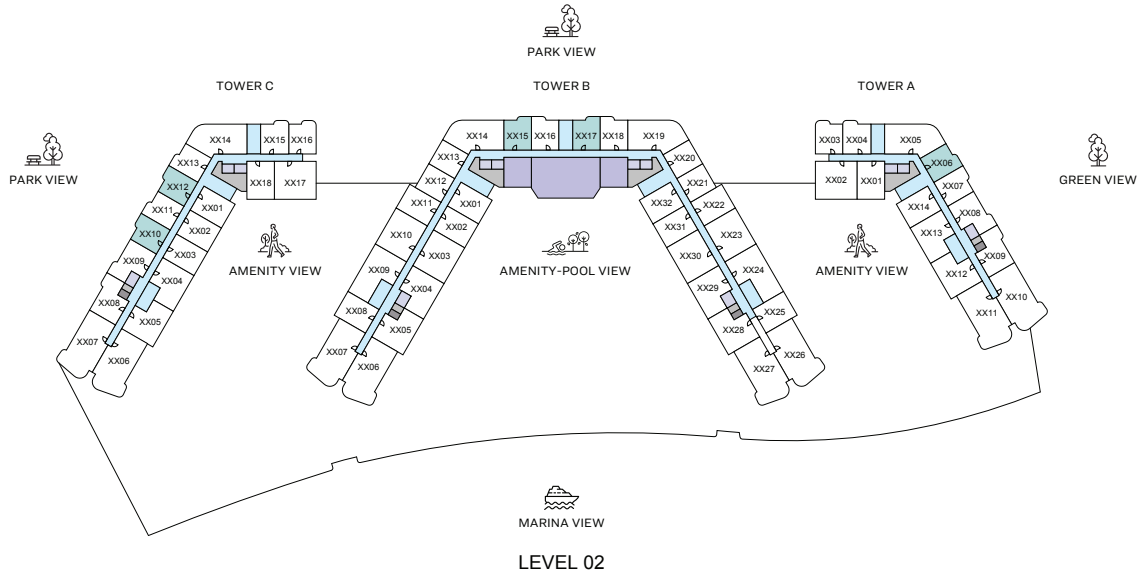
Amenity
B-323,B-425,B-523,B-625,B-723,B-825

Amenity, Sea View
B-320

Amenity, Sea View, Park view
B-422,B-520,B-622,B-720

Park View
B-213,B-221

Park, Sea View
B-310,B-318,B-412,B-420,B-510,B-518,B-612,B-620,B-710,
B-718,B-812,B-820,B-822,B-910,B-918,B-920,B-923



1
BEDROOM
APARTMENT

TYPE B

(with powder room + balcony)

TOTAL SALEABLE AREA

SUITE RANGE = 462.74 - 465.22 SQ.FT.
BALCONY RANGE = 80.84 - 82.67 SQ.FT.
TOTAL RANGE = 543.79 - 547.88 SQ.FT.

List of unit numbers with this unit plan:

VIEWS

Amenity
C-302, C-402

Amenity, Marina View
C-502, C-602, C-702

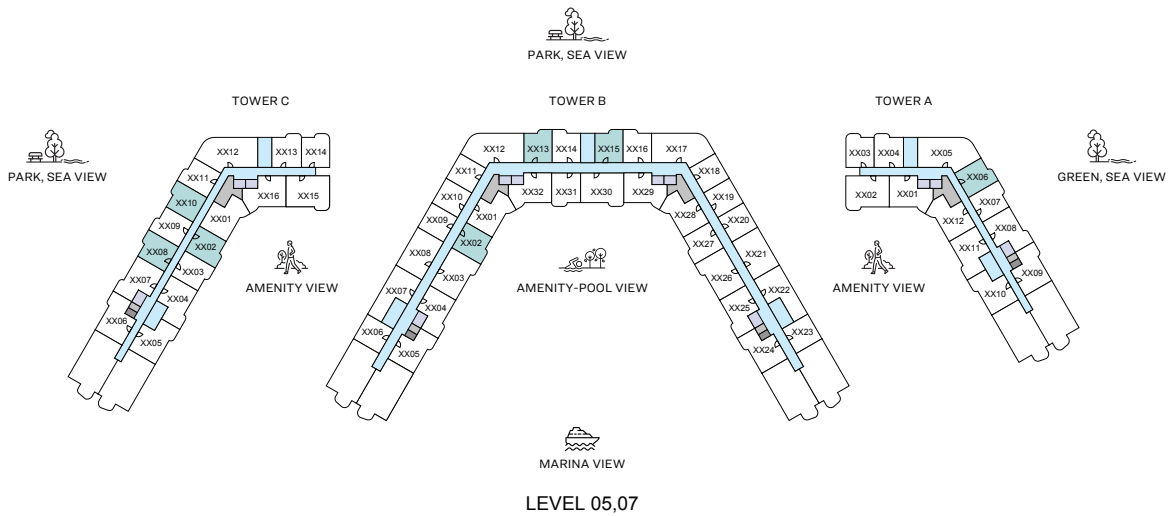
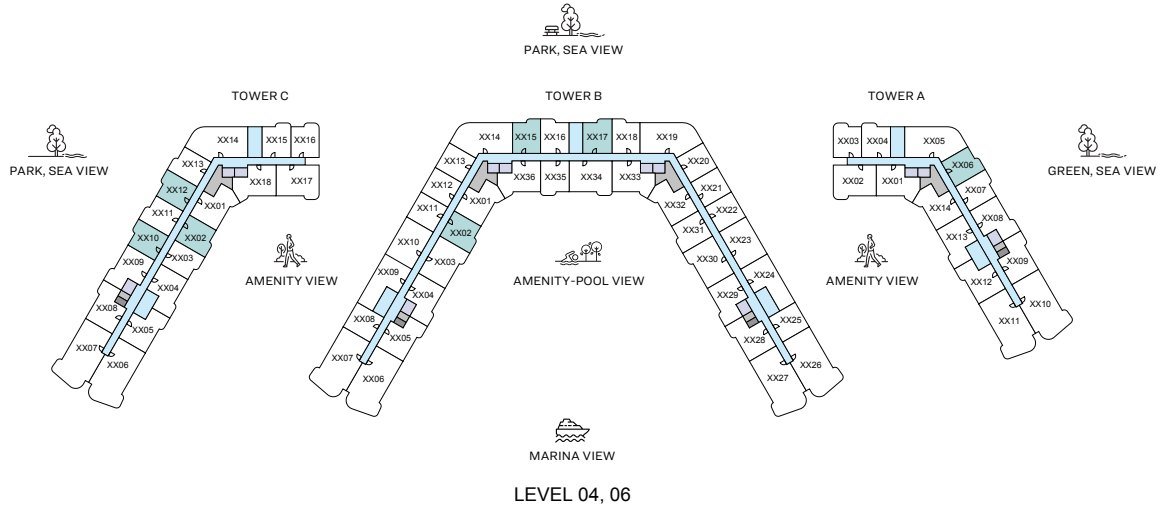
Amenity, Pool, Marina View
B-302, B-402, B-502, B-602, B-702, B-802, B-902

Green View
A-206

Green, Sea View
A-306, A-406, A-506, A-606, A-706

Park View
B-215, B-217, C-210, C-212

Park, Sea View
B-313, B-315, C-308, C-310, B-415, B-417, C-410, C-412, B-513, B-515, C-508, C-510, B-615, B-617, C-610, C-612, B-713, B-715, C-708, C-710, B-815, B-817, B-913, B-915



1

BEDROOM APARTMENT

TYPE B

(with powder room + balcony)

TOTAL SALEABLE AREA

SUITE RANGE = 462.74 – 465.22 SQ.FT.
BALCONY RANGE = 80.84 – 82.67 SQ.FT.
TOTAL RANGE = 543.79 – 547.88 SQ.FT.

List of unit numbers with this unit plan:

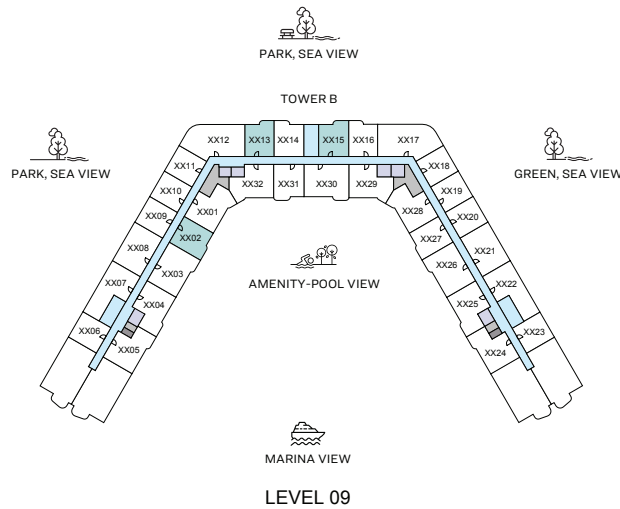
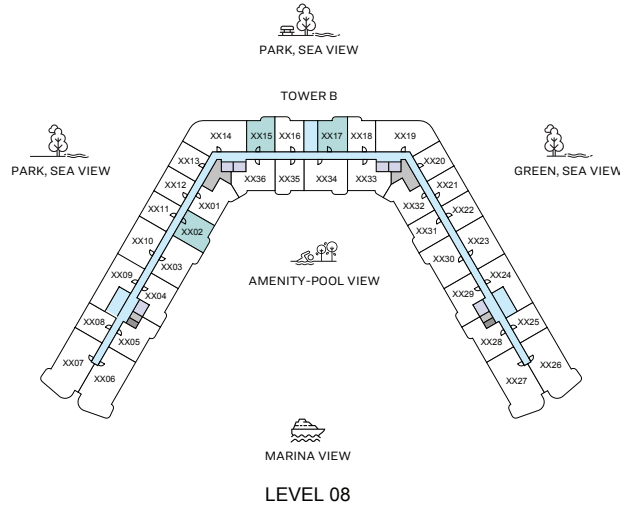
VIEWS

- Amenity
C-302, C-402
- Amenity, Marina View
C-502, C-602, C-702
- Amenity, Pool, Marina View
B-302, B-402, B-502, B-602, B-702, B-802, B-902
- Green View
A-206

- Green, Sea View
A-306, A-406, A-506, A-606, A-706

- Park View
B-215, B-217, C-210, C-212

- Park, Sea View
B-313, B-315, C-308, C-310, B-415, B-417, C-410, C-412, B-513, B-515, C-508, C-510, B-615, B-617, C-610, C-612, B-713, B-715, C-708, C-710, B-815, B-817, B-913, B-915



1

BEDROOM
APARTMENT

TYPE B

(with powder room + balcony)

TOTAL SALEABLE AREA

SUITE RANGE = 462.74 – 465.22 SQ.FT.
BALCONY RANGE = 80.84 – 82.67 SQ.FT.
TOTAL RANGE = 543.79 – 547.88 SQ.FT.

List of unit numbers with this unit plan:

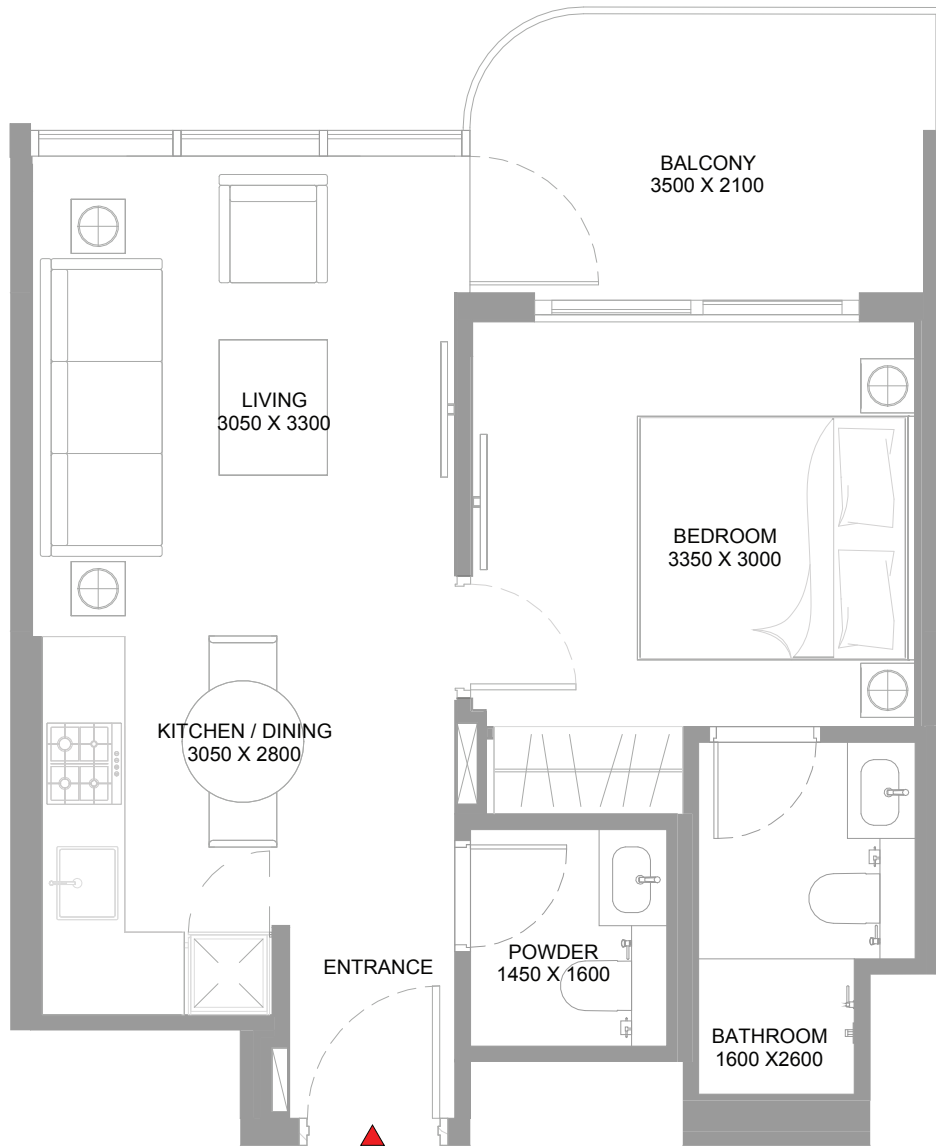
VIEWS

- Amenity
C-302, C-402
- Amenity, Marina View
C-502, C-602, C-702
- Amenity, Pool, Marina View
B-302, B-402, B-502, B-602, B-702, B-802, B-902
- Green View
A-206

- Green, Sea View
A-306, A-406, A-506, A-606, A-706

- Park View
B-215, B-217, C-210, C-212

- Park, Sea View
B-313, B-315, C-308, C-310, B-415, B-417, C-410, C-412, B-513, B-515, C-508, C-510, B-615, B-617, C-610, C-612, B-713, B-715, C-708, C-710, B-815, B-817, B-913, B-915



1

BEDROOM
APARTMENT

TYPE B

(with powder room + balcony)

TOTAL SALEABLE AREA

SUITE RANGE = 462.74 - 465.22 SQ.FT.
BALCONY RANGE = 80.84 - 82.67 SQ.FT.
TOTAL RANGE = 543.79 - 547.88 SQ.FT.

List of unit numbers with this unit plan:

VIEWS

Amenity
C-302, C-402

Amenity, Marina View
C-502, C-602, C-702

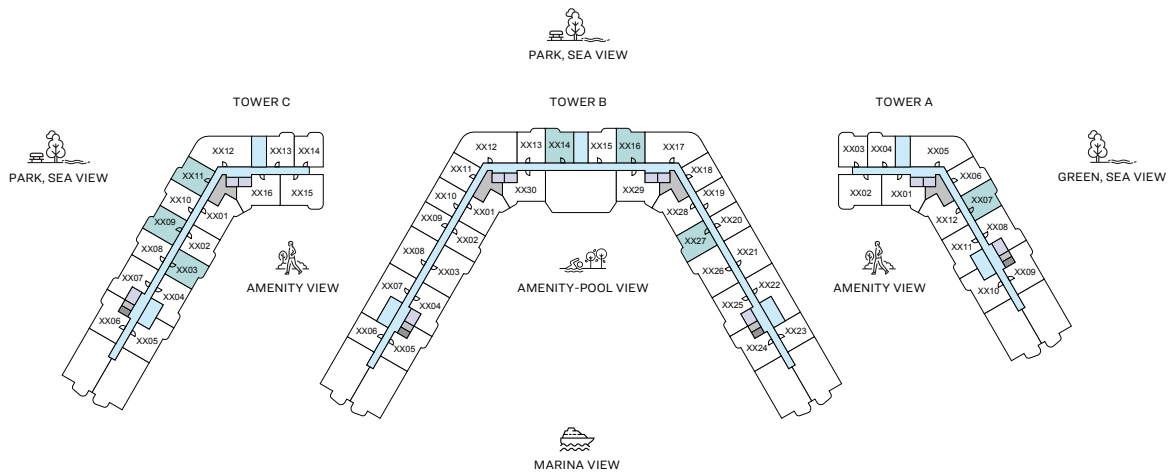
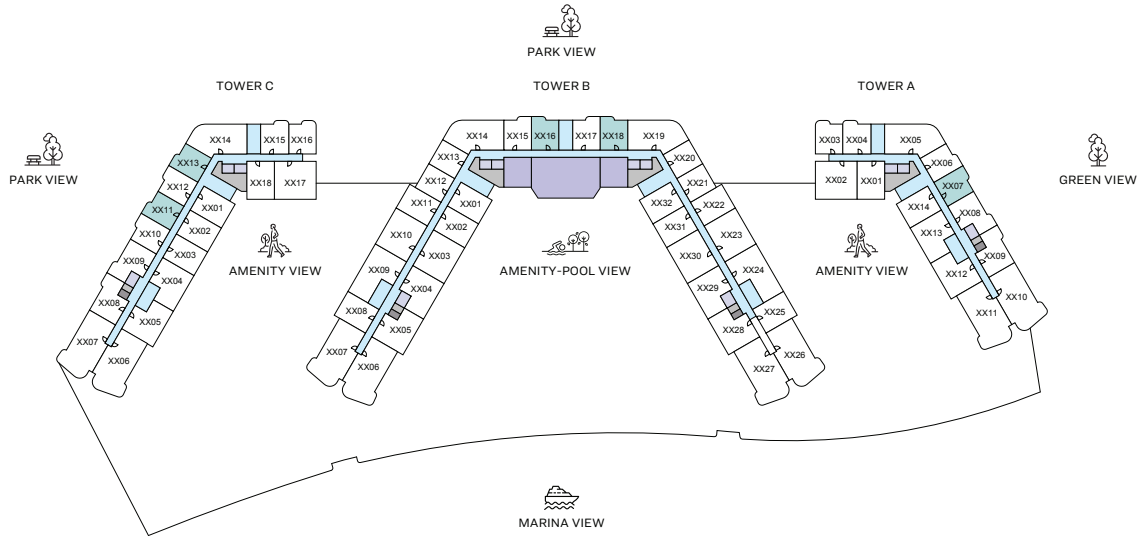
Amenity, Pool, Marina View
B-302, B-402, B-502, B-602, B-702, B-802, B-902

Green View
A-206

Green, Sea View
A-306, A-406, A-506, A-606, A-706

Park View
B-215, B-217, C-210, C-212

Park, Sea View
B-313, B-315, C-308, C-310, B-415, B-417, C-410, C-412, B-513, B-515, C-508, C-510, B-615, B-617, C-610, C-612, B-713, B-715, C-708, C-710, B-815, B-817, B-913, B-915



1
BEDROOM
APARTMENT

TYPE B VARIANT 1

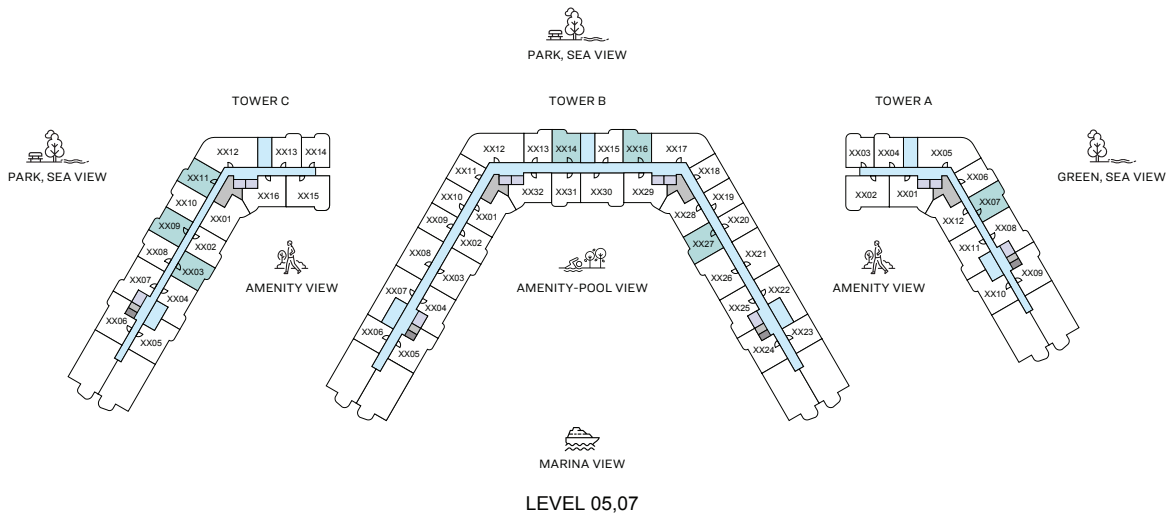
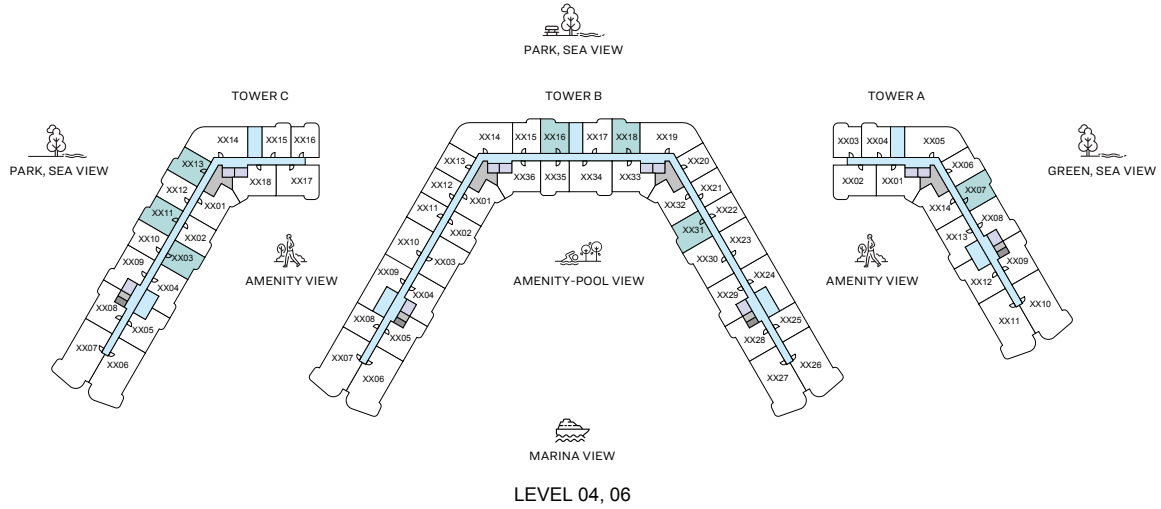
(with powder room + balcony)

TOTAL SALEABLE AREA
 SUITE RANGE = 462.96 – 465.11 SQ.FT.
 BALCONY RANGE = 80.84 – 82.56 SQ.FT.
 TOTAL RANGE = 544.01 – 545.95 SQ.FT.

List of unit numbers with this unit plan:

VIEWS

- Amenity
C-303, C-403
- Amenity, Marina View
C-503, C-603, C-703
- Amenity, Pool, Marina View
B-327, B-431, B-527, B-631, B-727, B-831, B-927
- Green View
A-207
- Green, Sea View
A-307, A-407, A-507, A-607, A-707
- Park View
B-216, B-218, C-211, C-213
- Park, Sea View
B-314, B-316, C-309, C-311, B-416, B-418, C-411, C-413,
B-514, B-516, C-509, C-511, B-616, B-618, C-611, C-613,
B-714, B-716, C-709, C-711, B-816, B-818, B-914, B-916



1

BEDROOM APARTMENT

TYPE B VARIANT 1

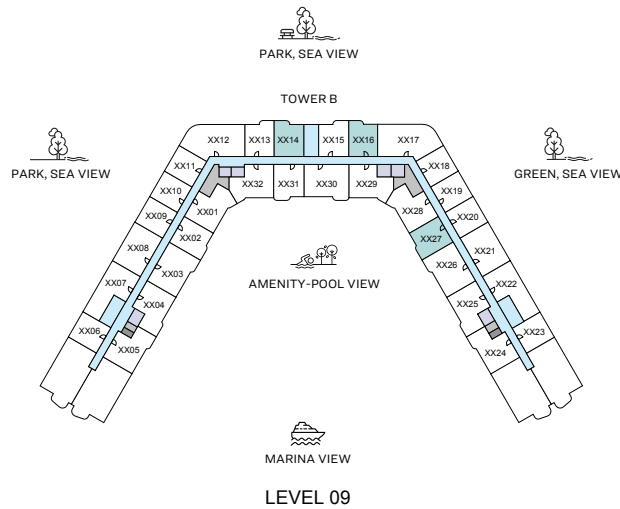
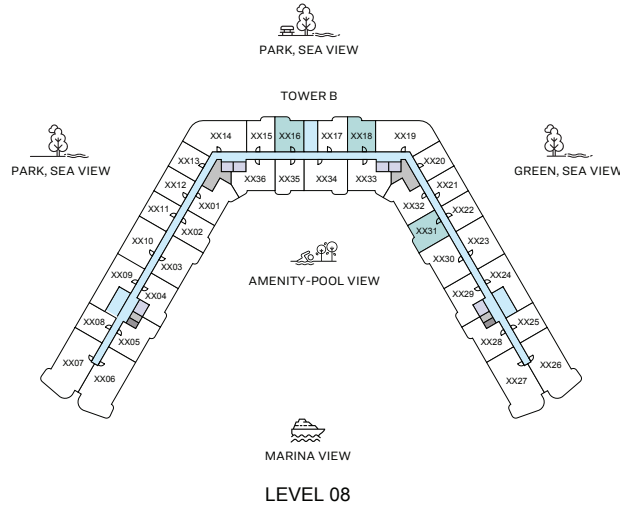
(with powder room + balcony)

TOTAL SALEABLE AREA
 SUITE RANGE = 462.96 – 465.11 SQ.FT.
 BALCONY RANGE = 80.84 – 82.56 SQ.FT.
 TOTAL RANGE = 544.01 – 545.95 SQ.FT.

List of unit numbers with this unit plan:

VIEWS

- Amenity
C-303, C-403
- Amenity, Marina View
C-503, C-603, C-703
- Amenity, Pool, Marina View
B-327, B-431, B-527, B-631, B-727, B-831, B-927
- Green View
A-207
- Green, Sea View
A-307, A-407, A-507, A-607, A-707
- Park View
B-216, B-218, C-211, C-213
- Park, Sea View
B-314, B-316, C-309, C-311, B-416, B-418, C-411, C-413, B-514, B-516, C-509, C-511, B-616, B-618, C-611, C-613, B-714, B-716, C-709, C-711, B-816, B-818, B-914, B-916



1

BEDROOM
APARTMENT

TYPE B VARIANT 1

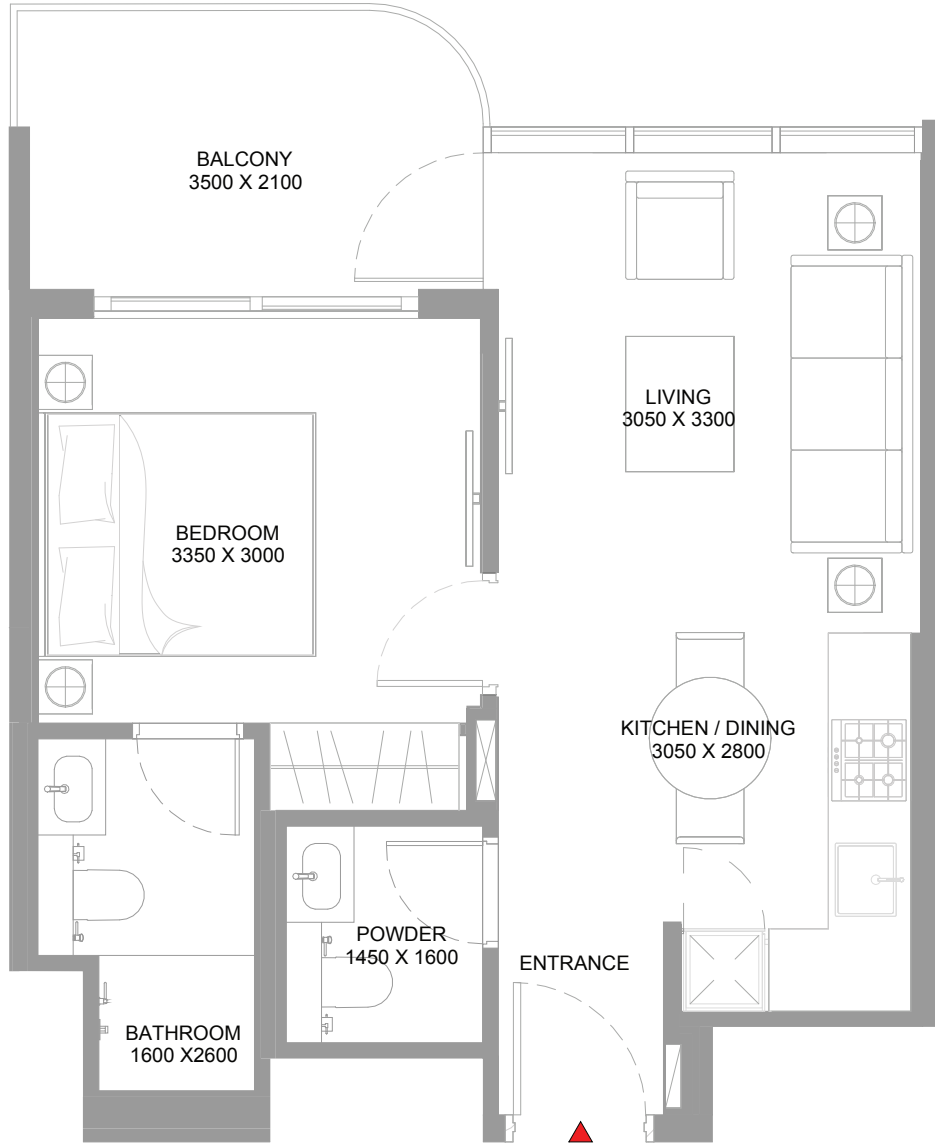
(with powder room + balcony)

TOTAL SALEABLE AREA
 SUITE RANGE = 462.96 – 465.11 SQ.FT.
 BALCONY RANGE = 80.84 – 82.56 SQ.FT.
 TOTAL RANGE = 544.01 – 545.95 SQ.FT.

List of unit numbers with this unit plan:

IEWS

- | | |
|---|---|
| <p>Amenity
C-303, C-403</p> <p>Amenity, Marina View
C-503, C-603, C-703</p> <p>Amenity, Pool, Marina View
B-327, B-431, B-527, B-631, B-727, B-831, B-927</p> <p>Green View
A-207</p> | <p>Green, Sea View
A-307, A-407, A-507, A-607, A-707</p> <p>Park View
B-216, B-218, C-211, C-213</p> <p>Park, Sea View
B-314, B-316, C-309, C-311, B-416, B-418, C-411, C-413, B-514, B-516, C-509, C-511, B-616, B-618, C-611, C-613, B-714, B-716, C-709, C-711, B-816, B-818, B-914, B-916</p> |
|---|---|



1
BEDROOM
APARTMENT

TYPE B
VARIANT 1
(with powder room + balcony)

TOTAL SALEABLE AREA
SUITE RANGE = 462.96 – 465.11 SQ.FT.
BALCONY RANGE = 80.84 – 82.56 SQ.FT.
TOTAL RANGE = 544.01 – 545.95 SQ.FT.

List of unit numbers with this unit plan:

VIEWS

Amenity
C-303, C-403

Amenity, Marina View
C-503, C-603, C-703

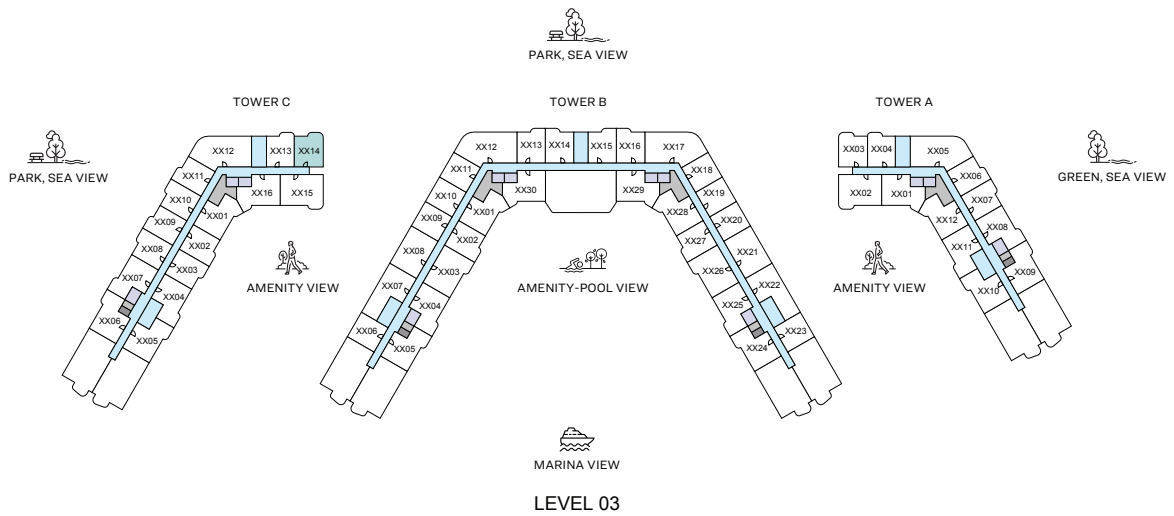
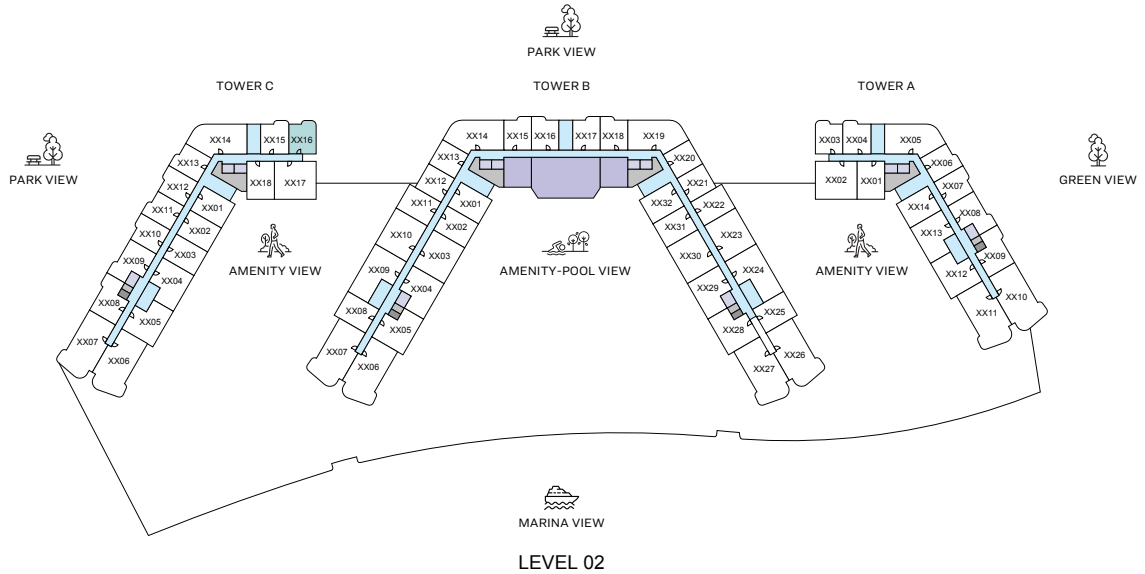
Amenity, Pool, Marina View
B-327, B-431, B-527, B-631, B-727, B-831, B-927

Green View
A-207

Green, Sea View
A-307, A-407, A-507, A-607, A-707

Park View
B-216, B-218, C-211, C-213

Park, Sea View
B-314, B-316, C-309, C-311, B-416, B-418, C-411, C-413,
B-514, B-516, C-509, C-511, B-616, B-618, C-611, C-613,
B-714, B-716, C-709, C-711, B-816, B-818, B-914, B-916



1
BEDROOM
APARTMENT

TYPE C

(with powder room + balcony)

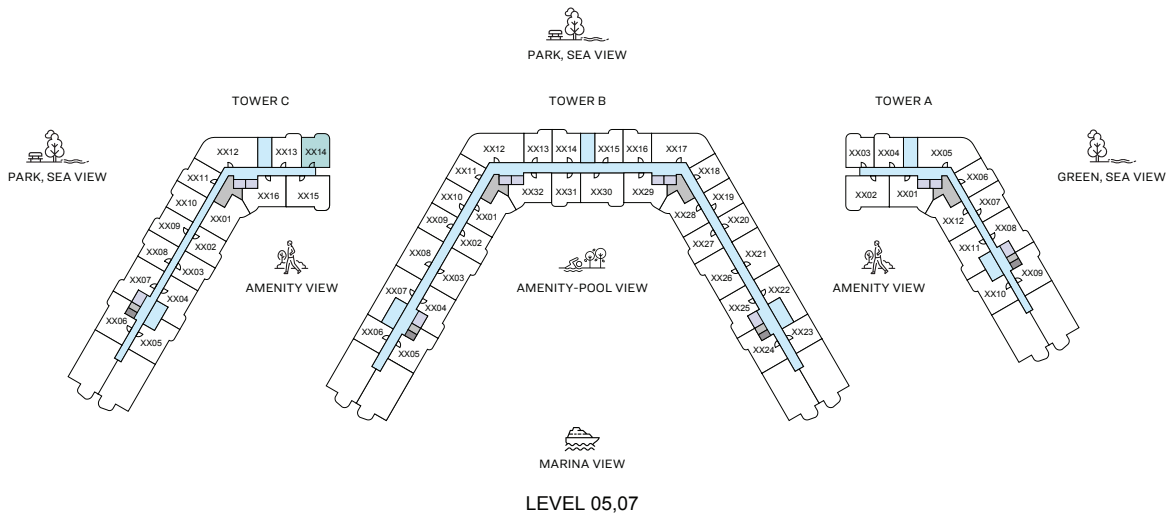
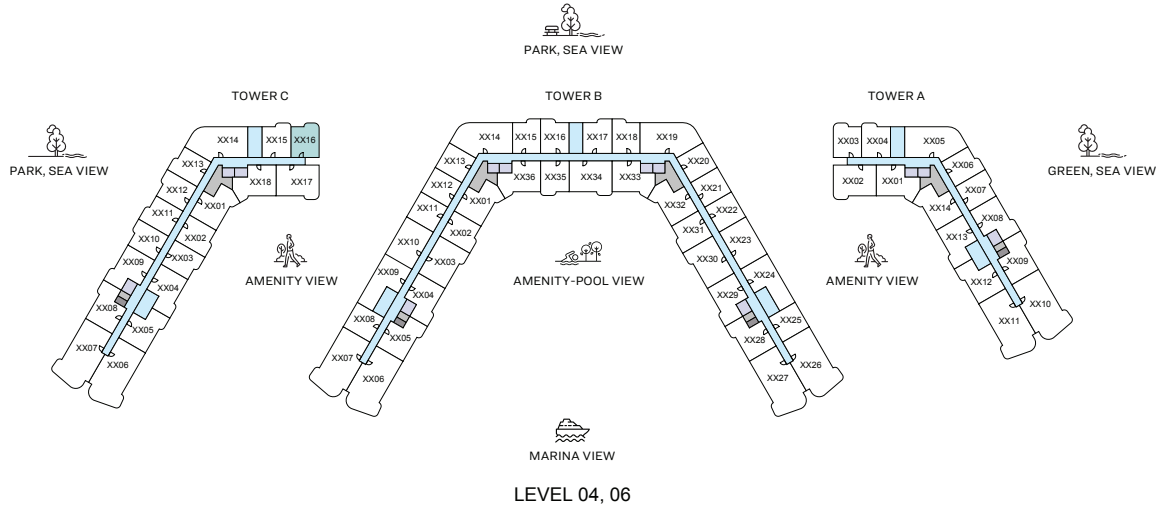
TOTAL SALEABLE AREA
SUITE = 465.00 SQ.FT.
BALCONY = 80.73 SQ.FT.
TOTAL = 545.73 SQ.FT.

List of unit numbers with this unit plan:

VIEWS

Park View
C-216

Park, Sea View
C-314, C-416, C-514, C-616, C-714



1

BEDROOM APARTMENT

TYPE C

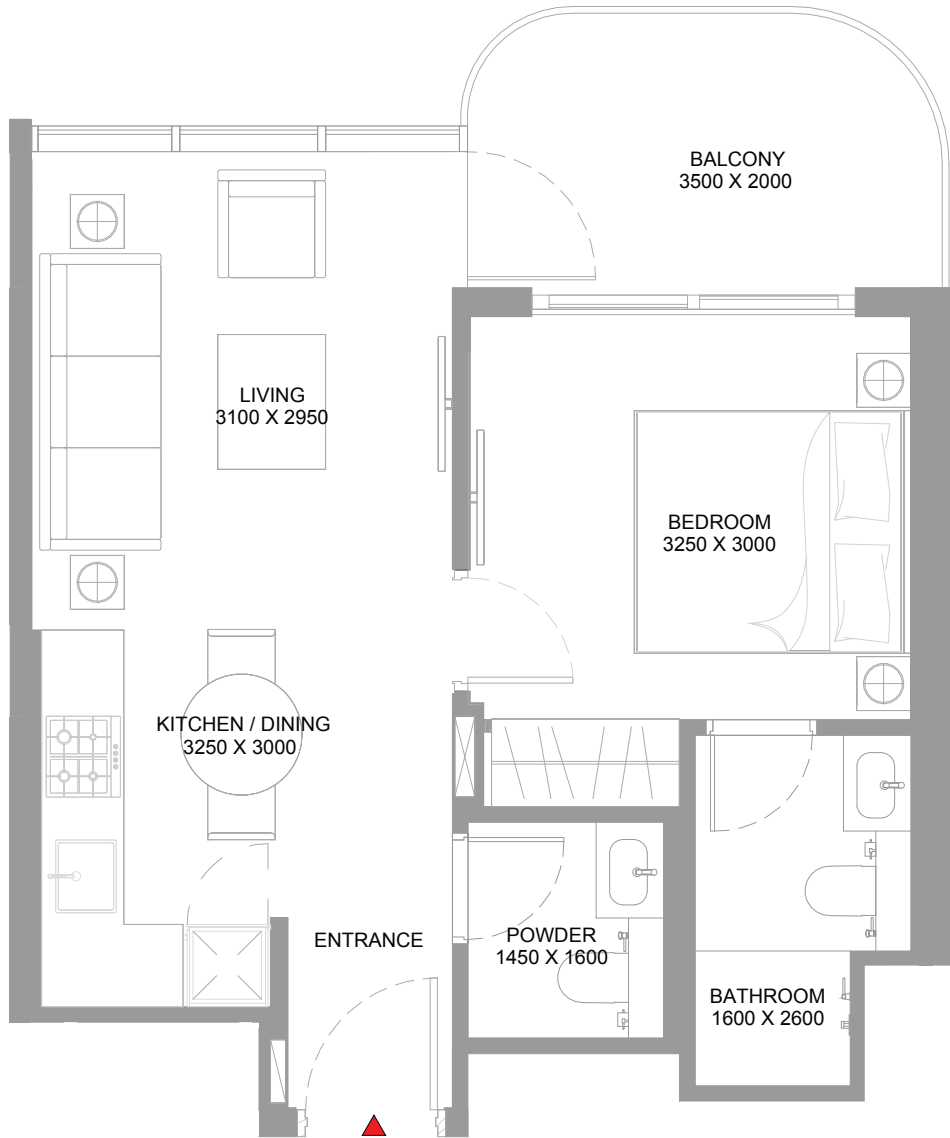
(with powder room + balcony)

TOTAL SALEABLE AREA
 SUITE = 465.00 SQ.FT.
 BALCONY = 80.73 SQ.FT.
 TOTAL = 545.73 SQ.FT.

List of unit numbers with this unit plan:

VIEWS

- Park View
C-216
- Park, Sea View
C-314, C-416, C-514, C-616, C-714



1
BEDROOM
APARTMENT

TYPE C
(with powder room + balcony)

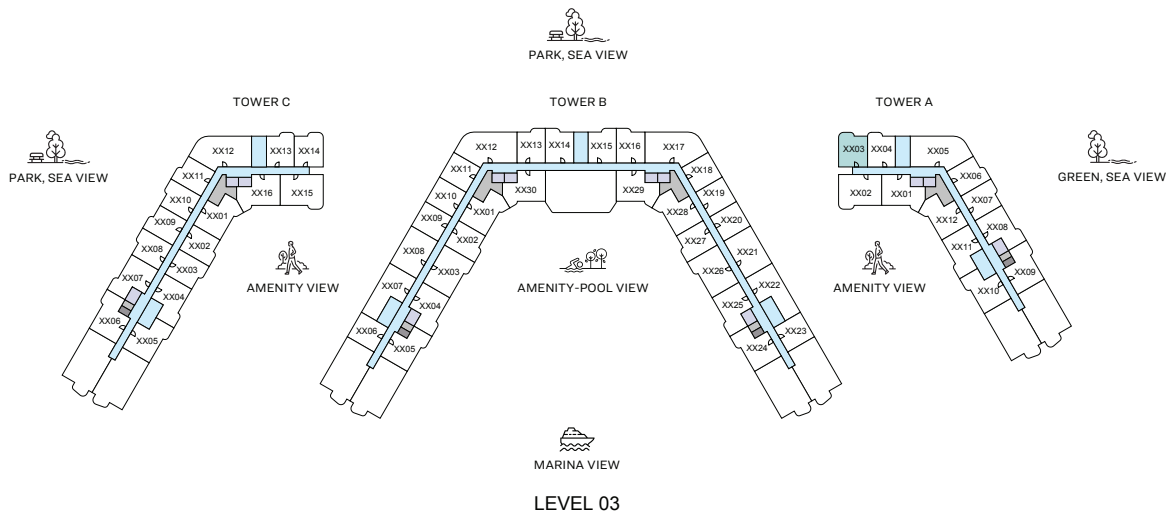
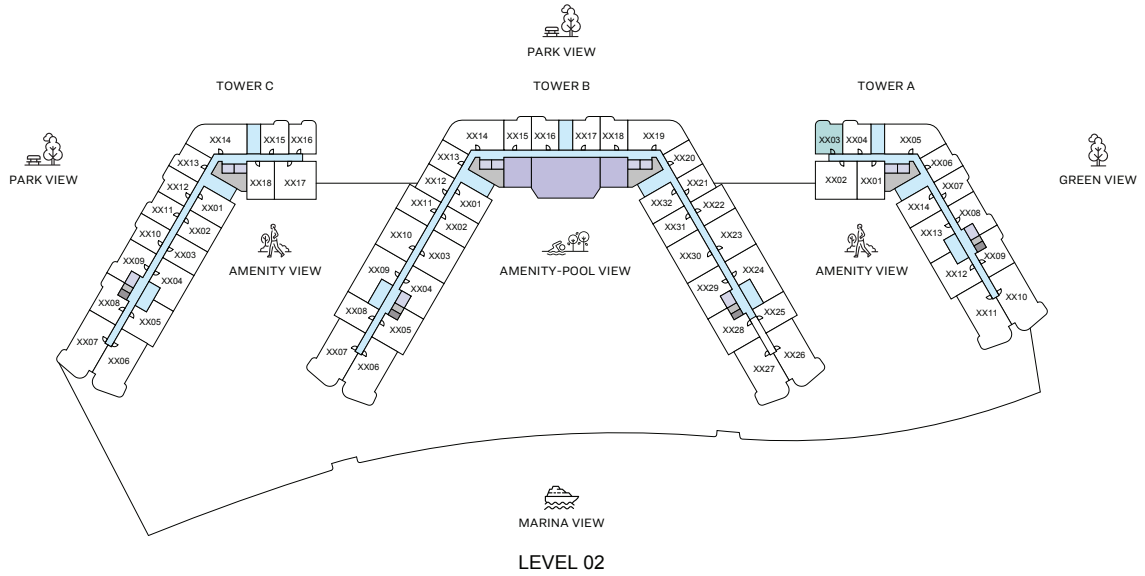
TOTAL SALEABLE AREA
SUITE = 465.00 SQ.FT.
BALCONY = 80.73 SQ.FT.
TOTAL = 545.73 SQ.FT.

List of unit numbers with this unit plan:

VIEWS

Park View
C-216

Park, Sea View
C-314, C-416, C-514, C-616, C-714



1

BEDROOM APARTMENT

TYPE C VARIANT 1

(with powder room + balcony)

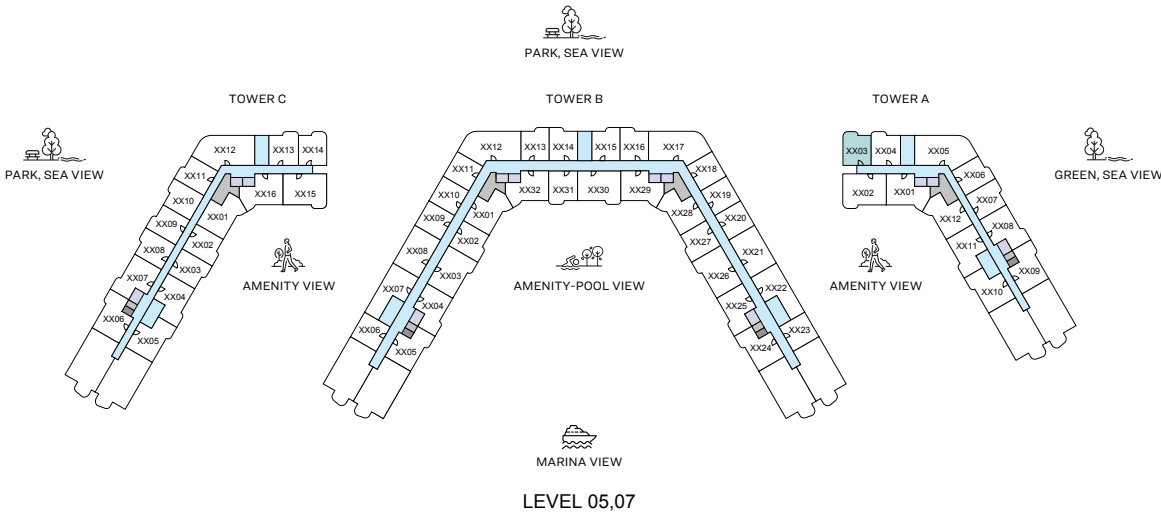
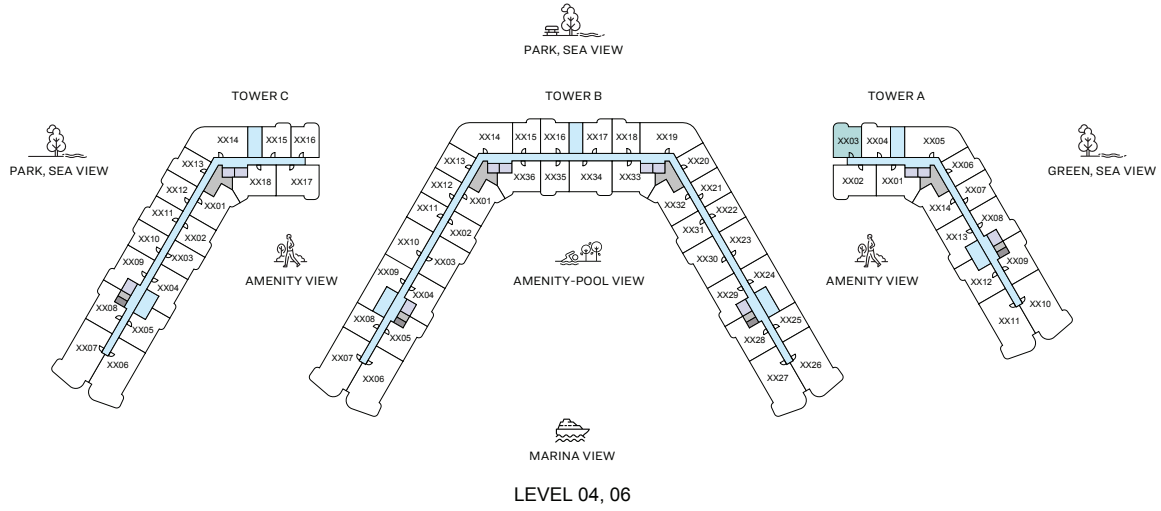
TOTAL SALEABLE AREA
SUITE = 465.00 SQ.FT.
BALCONY = 80.73 SQ.FT.
TOTAL = 545.73 SQ.FT.

List of unit numbers with this unit plan:

VIEWS

Park View
A-203

Park, Sea View
A-303, A-403, A-503, A-603, A-703



1
BEDROOM
APARTMENT

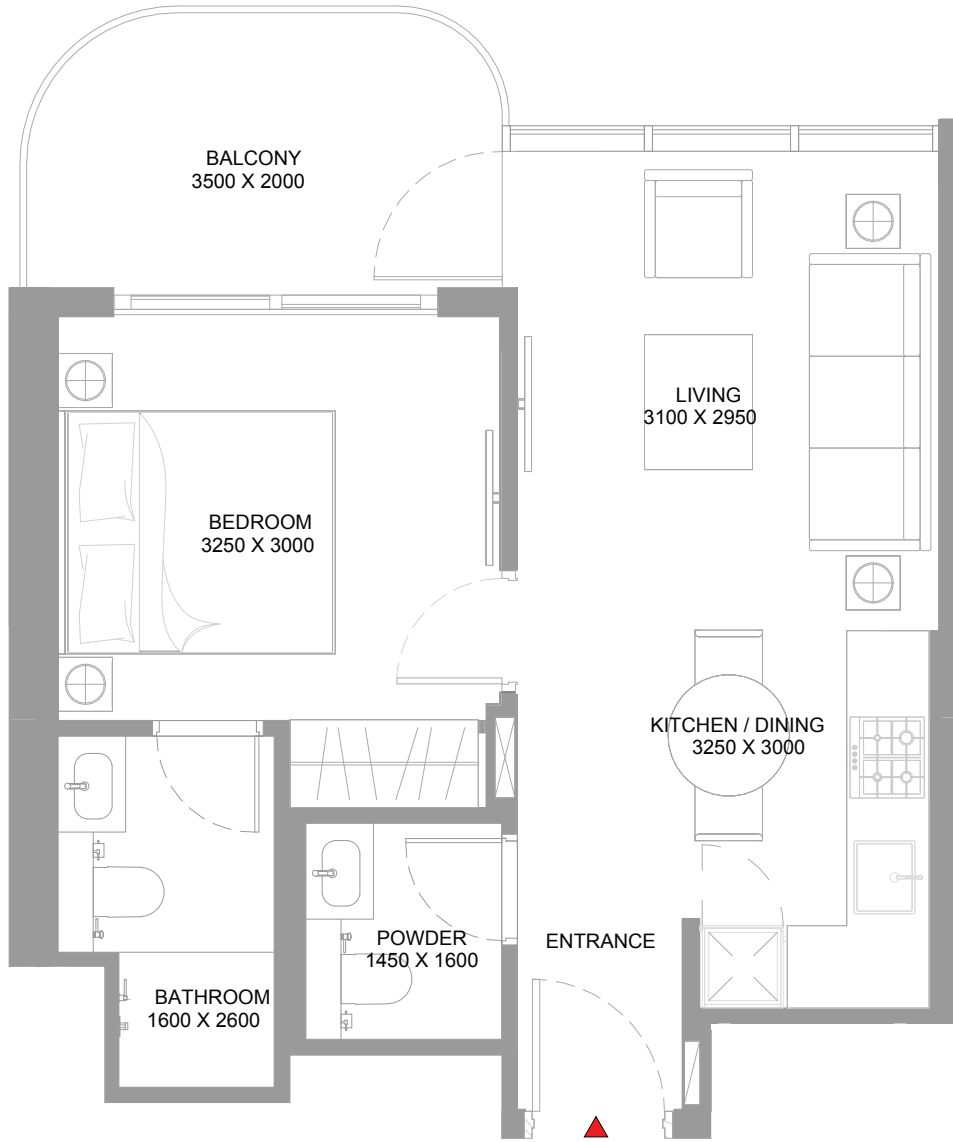
**TYPE C
VARIANT 1**
(with powder room + balcony)

TOTAL SALEABLE AREA
SUITE = 465.00 SQ.FT.
BALCONY = 80.73 SQ.FT.
TOTAL = 545.73 SQ.FT.

List of unit numbers with this unit plan:

- VIEWS**
- Park View
A-203
 - Park, Sea View
A-303, A-403, A-503, A-603, A-703

Disclaimer: 1. All dimensions are in metric, measured to wall finishes. 2. All materials, dimensions & drawings are approximate. 3. Information is subject to change without notice, at developer's absolute discretion. 4. Actual area may vary from the stated area. 5. Drawing are not to scale. 6. All images used are for illustrative purpose only and do not represent the actual size, features, specifications, fittings and furnishings. 7. The developer reserves the right to make revisions/ alterations, at its absolute discretion, without any liability whatsoever.



1

BEDROOM
APARTMENT

TYPE C VARIANT 1

(with powder room + balcony)

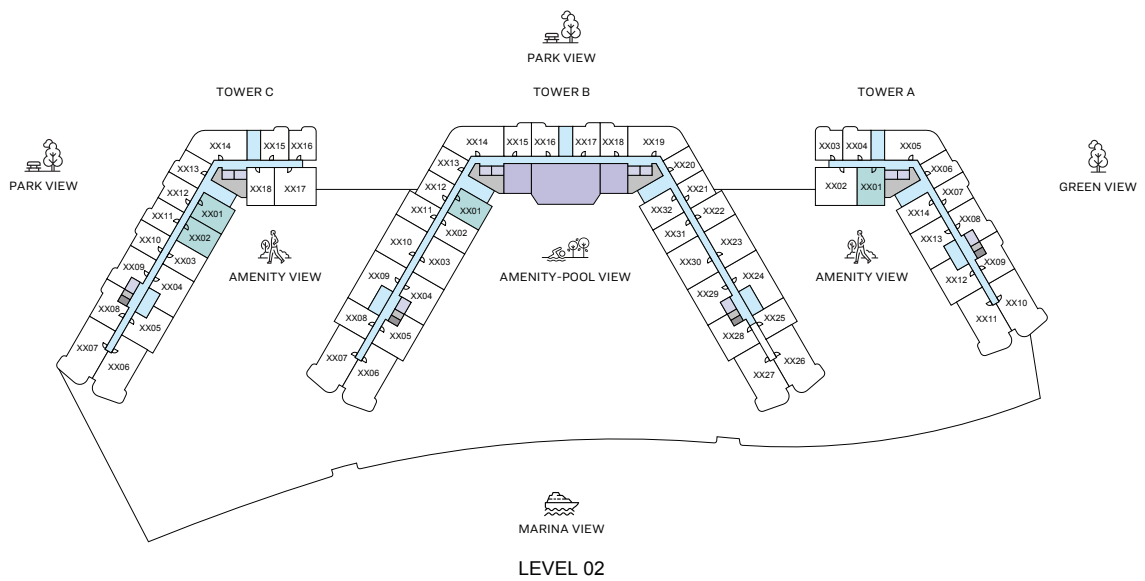
TOTAL SALEABLE AREA
SUITE = 465.00 SQ.FT.
BALCONY = 80.73 SQ.FT.
TOTAL = 545.73 SQ.FT.

List of unit numbers with this unit plan:

VIEWS

Park View
A-203

Park, Sea View
A-303, A-403, A-503, A-603, A-703



1

BEDROOM
APARTMENT

TYPE D

(with powder room + yard)

TOTAL SALEABLE AREA

SUITE RANGE = 497.72 – 500.95 SQ.FT.

YARD RANGE = 114.74 – 116.25 SQ.FT.

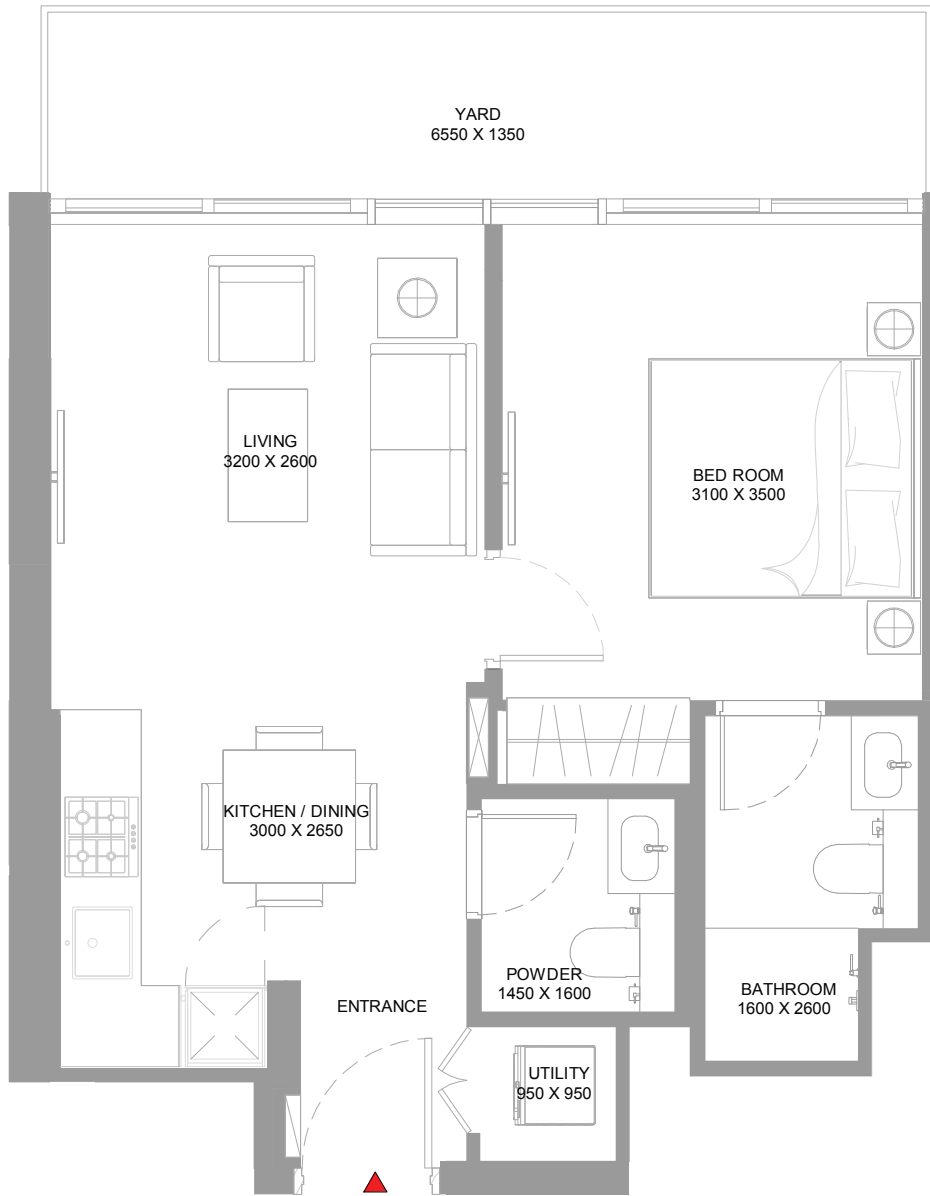
TOTAL RANGE = 613.44 – 615.70 SQ.FT.

List of unit numbers with this unit plan:

VIEWS

Amenity
A-201, C-201, C-202

Amenity, Pool View
B-201



1

BEDROOM
APARTMENT

TYPE D

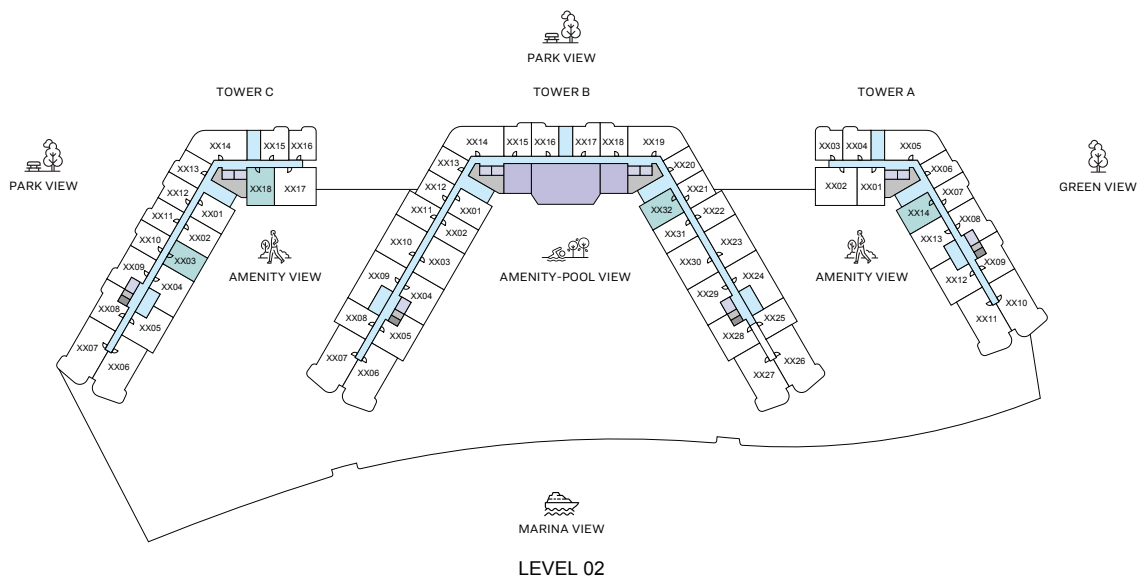
(with powder room + yard)

TOTAL SALEABLE AREA
SUITE RANGE = 497.72 – 500.95 SQ.FT.
YARD RANGE = 114.74 – 116.25 SQ.FT.
TOTAL RANGE = 613.44 – 615.70 SQ.FT.

List of unit numbers with this unit plan:

VIEWS

- Amenity
A-201, C-201, C-202
- Amenity, Pool View
B-201



1
BEDROOM
APARTMENT

TYPE D
VARIANT 1

(with powder room + yard)

TOTAL SALEABLE AREA

SUITE RANGE = 498.48 – 500.95 SQ.FT.

YARD RANGE = 114.74 – 116.25 SQ.FT.

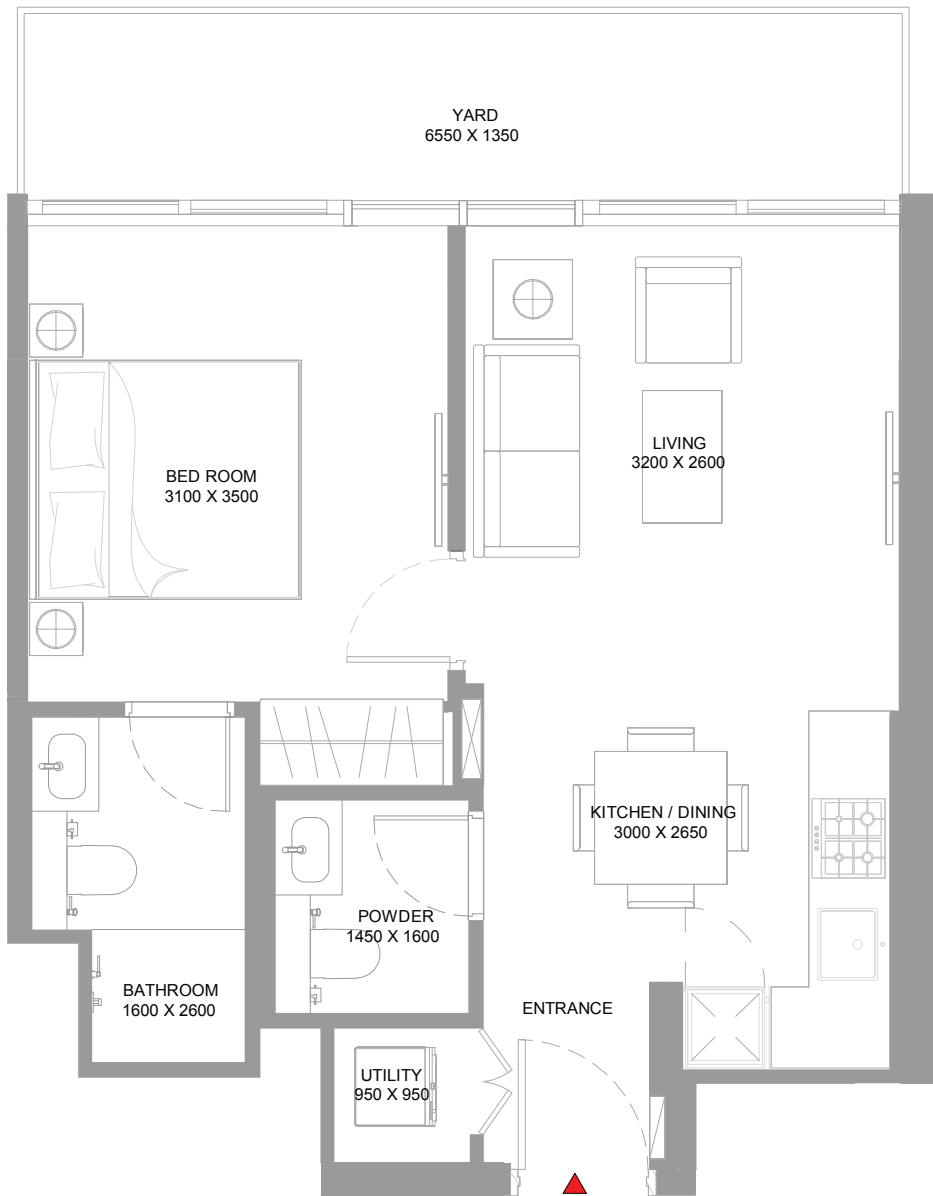
TOTAL RANGE = 613.76 – 615.70 SQ.FT.

List of unit numbers with this unit plan:

VEWS

Amenity
A-214, C-203, C-218

Amenity, Pool View
B-232



1

BEDROOM
APARTMENT

TYPE D VARIANT 1

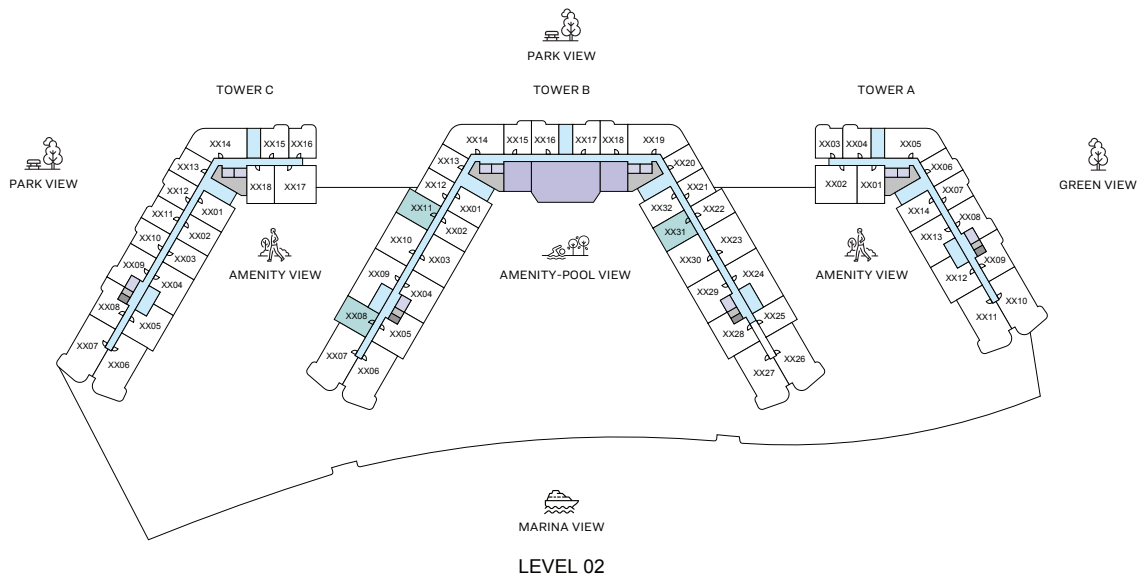
(with powder room + yard)

TOTAL SALEABLE AREA
SUITE RANGE = 498.48 – 500.95 SQ.FT.
YARD RANGE = 114.74 – 116.25 SQ.FT.
TOTAL RANGE = 613.76 – 615.70 SQ.FT.

List of unit numbers with this unit plan:

VEWS

- Amenity
A-214, C-203, C-218
- Amenity, Pool View
B-232



1

BEDROOM
APARTMENT

TYPE E

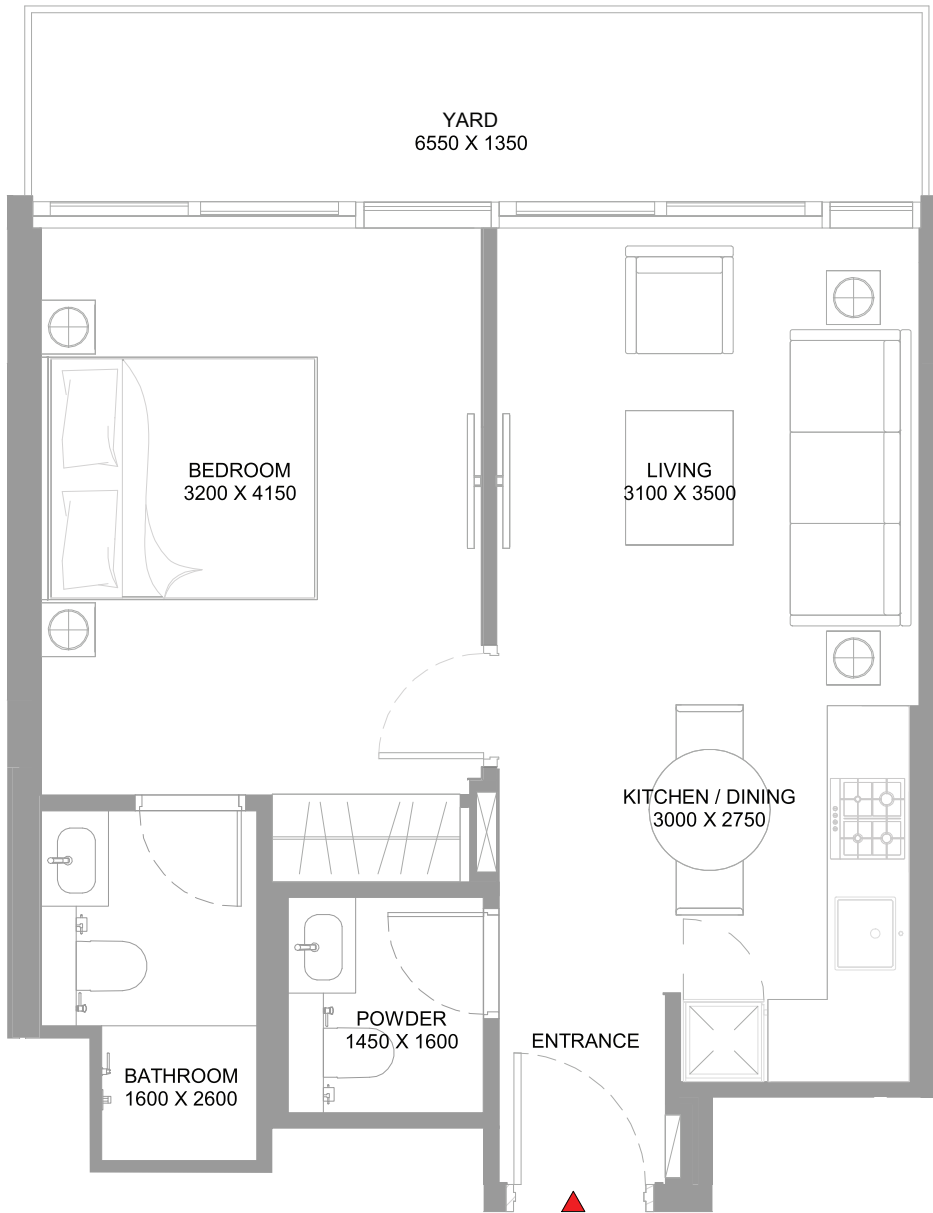
(with powder room + yard)

TOTAL SALEABLE AREA
 SUITE RANGE = 510.86 – 513.87 SQ.FT.
 YARD = 114.74 SQ.FT.
 TOTAL RANGE = 625.60 – 628.61 SQ.FT.

List of unit numbers with this unit plan:

VIEWS

- Amenity
B-208, B-211
- Amenity, Pool View
B-231



1

BEDROOM
APARTMENT

TYPE E

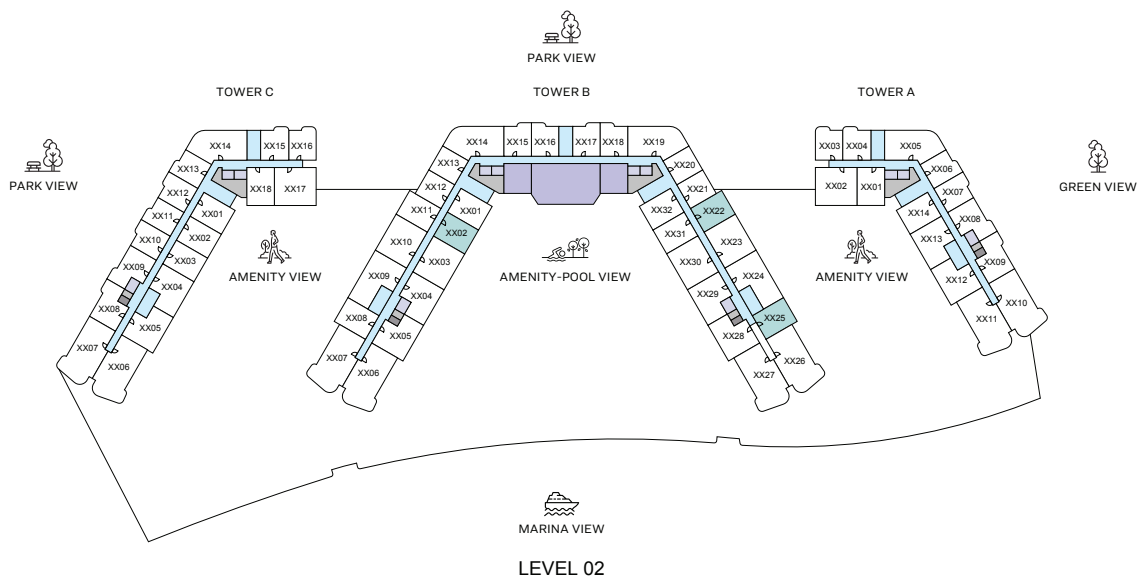
(with powder room + yard)

TOTAL SALEABLE AREA
 SUITE RANGE = 510.86 – 513.87 SQ.FT.
 YARD = 114.74 SQ.FT.
 TOTAL RANGE = 625.60 – 628.61 SQ.FT.

List of unit numbers with this unit plan:

VIEWS

- Amenity
B-208, B-211
- Amenity, Pool View
B-231



1

BEDROOM
APARTMENT

TYPE E VARIANT 1

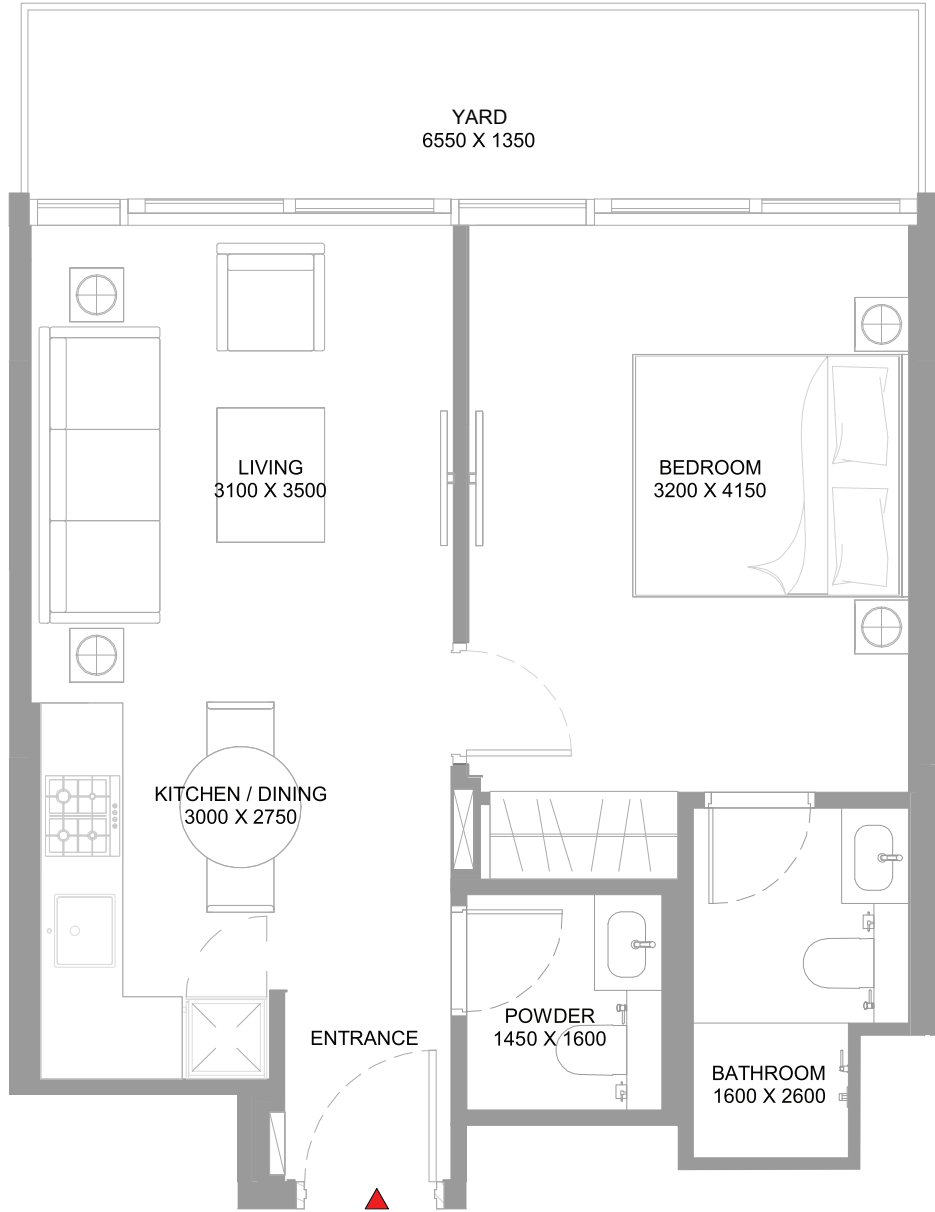
(with powder room +yard)

TOTAL SALEABLE AREA
 SUITE RANGE = 511.39 – 513.87 SQ.FT.
 YARD = 114.74 SQ.FT.
 TOTAL RANGE = 626.14 – 628.61 SQ.FT.

List of unit numbers with this unit plan:

VIEWS

- Amenity
B-222, B-225
- Amenity, Pool View
B-202



1

BEDROOM
APARTMENT

TYPE E VARIANT 1

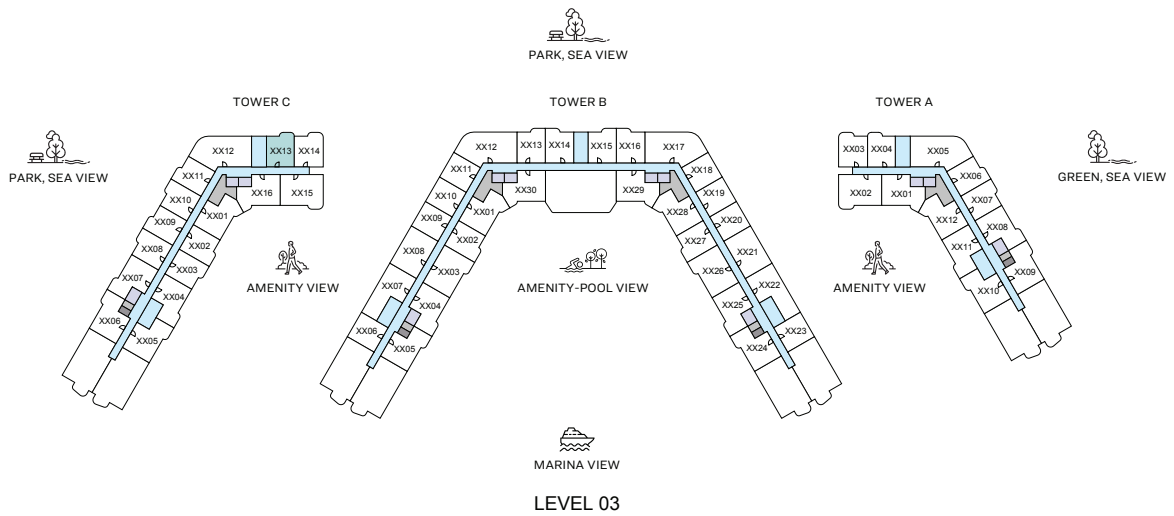
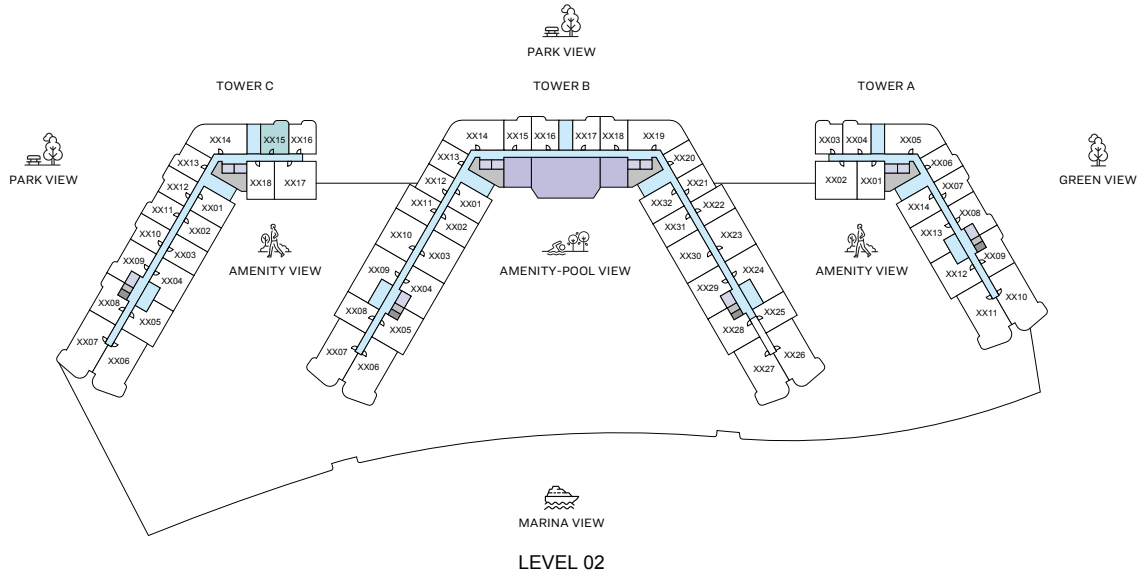
(with powder room +yard)

TOTAL SALEABLE AREA
SUITE RANGE = 511.39 – 513.87 SQ.FT.
YARD = 114.74 SQ.FT.
TOTAL RANGE = 626.14 – 628.61 SQ.FT.

List of unit numbers with this unit plan:

VIEWS

- Amenity
B-222, B-225
- Amenity, Pool View
B-202



1
BEDROOM
APARTMENT

TYPE F

(with powder room + balcony)

TOTAL SALEABLE AREA
 SUITE RANGE = 464.57 – 465.54 SQ.FT.
 BALCONY = 82.45 SQ.FT.
 TOTAL RANGE = 547.02 – 547.99 SQ.FT.

List of unit numbers with this unit plan:

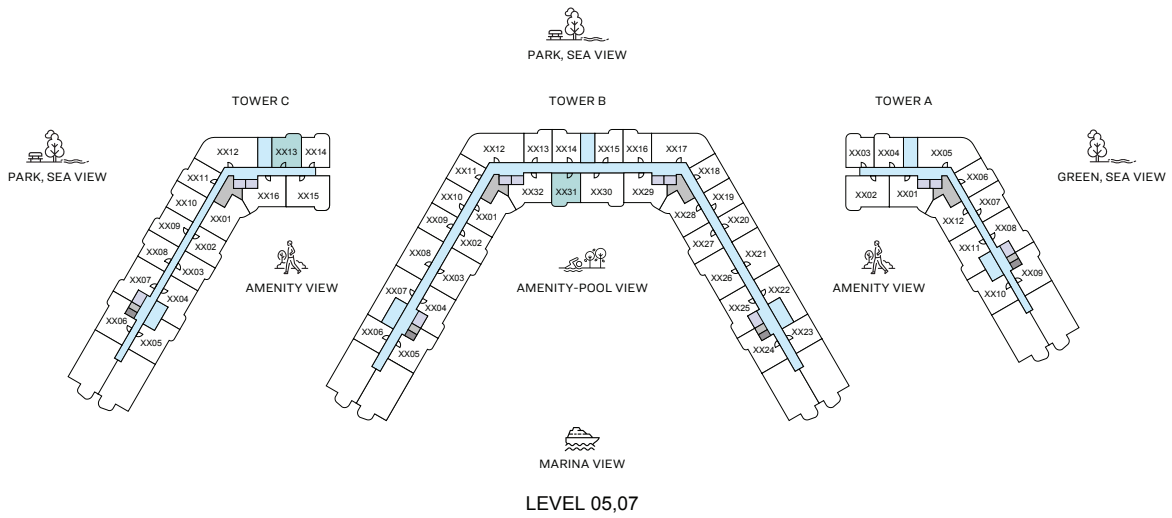
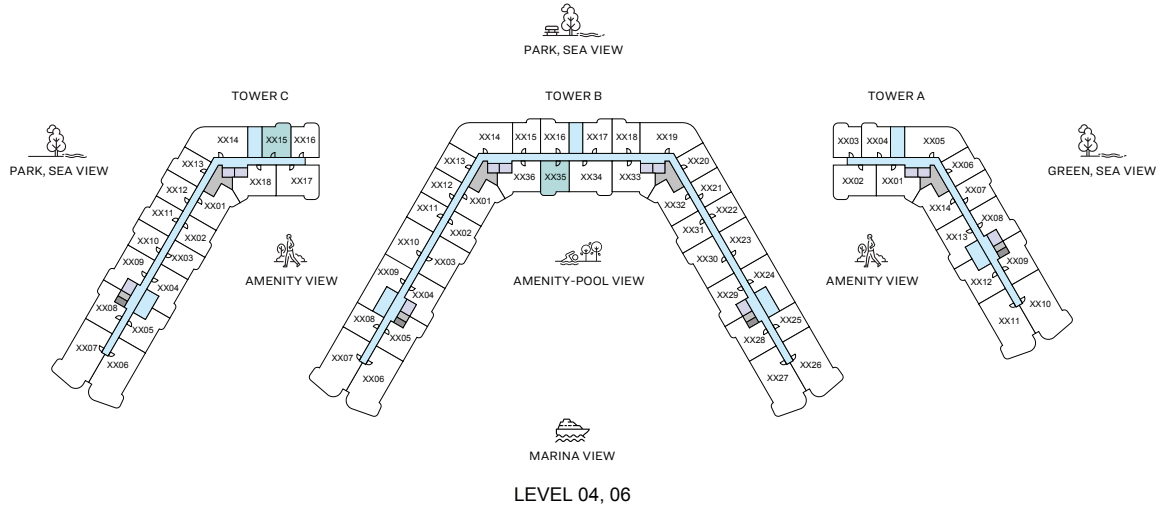
VIEWS

Amenity, Pool View
 B-435

Amenity, Pool, Marina View
 B-531, B-635, B-731, B-835, B-931

Park View
 C-215

Park, Sea View
 C-313, C-415, C-513, C-615, C-713



1
BEDROOM
APARTMENT

TYPE F

(with powder room + balcony)

TOTAL SALEABLE AREA
SUITE RANGE = 464.57 – 465.54 SQ.FT.
BALCONY = 82.45 SQ.FT.
TOTAL RANGE = 547.02 – 547.99 SQ.FT.

List of unit numbers with this unit plan:

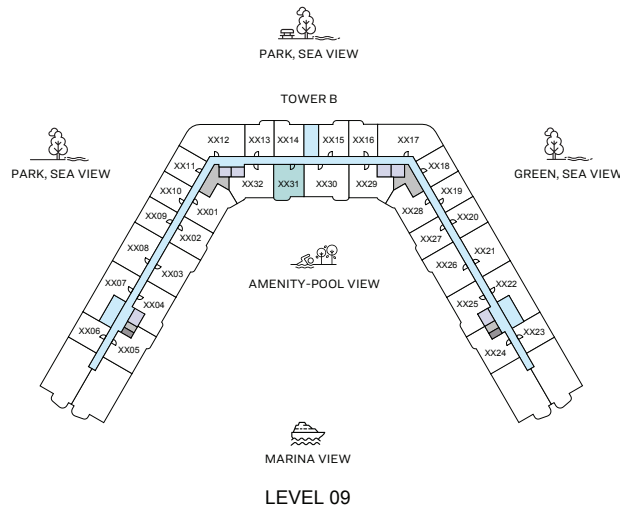
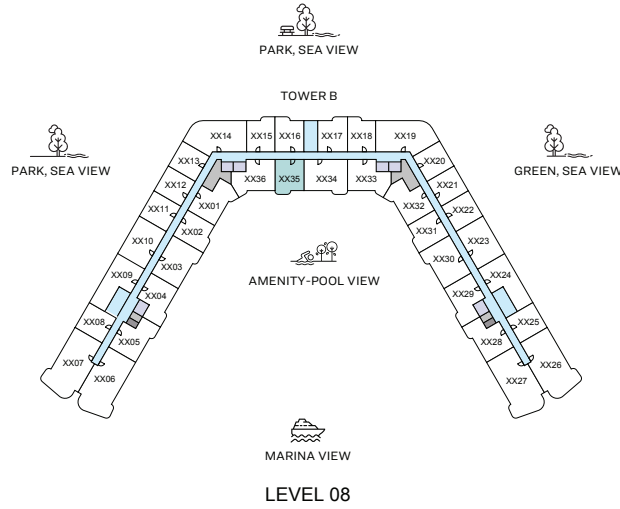
VIEWS

Amenity, Pool View
B-435

Amenity, Pool, Marina View
B-531, B-635, B-731, B-835, B-931

Park View
C-215

Park, Sea View
C-313, C-415, C-513, C-615, C-713



1

BEDROOM
APARTMENT

TYPE F

(with powder room + balcony)

TOTAL SALEABLE AREA
 SUITE RANGE = 464.57 – 465.54 SQ.FT.
 BALCONY = 82.45 SQ.FT.
 TOTAL RANGE = 547.02 – 547.99 SQ.FT.

List of unit numbers with this unit plan:

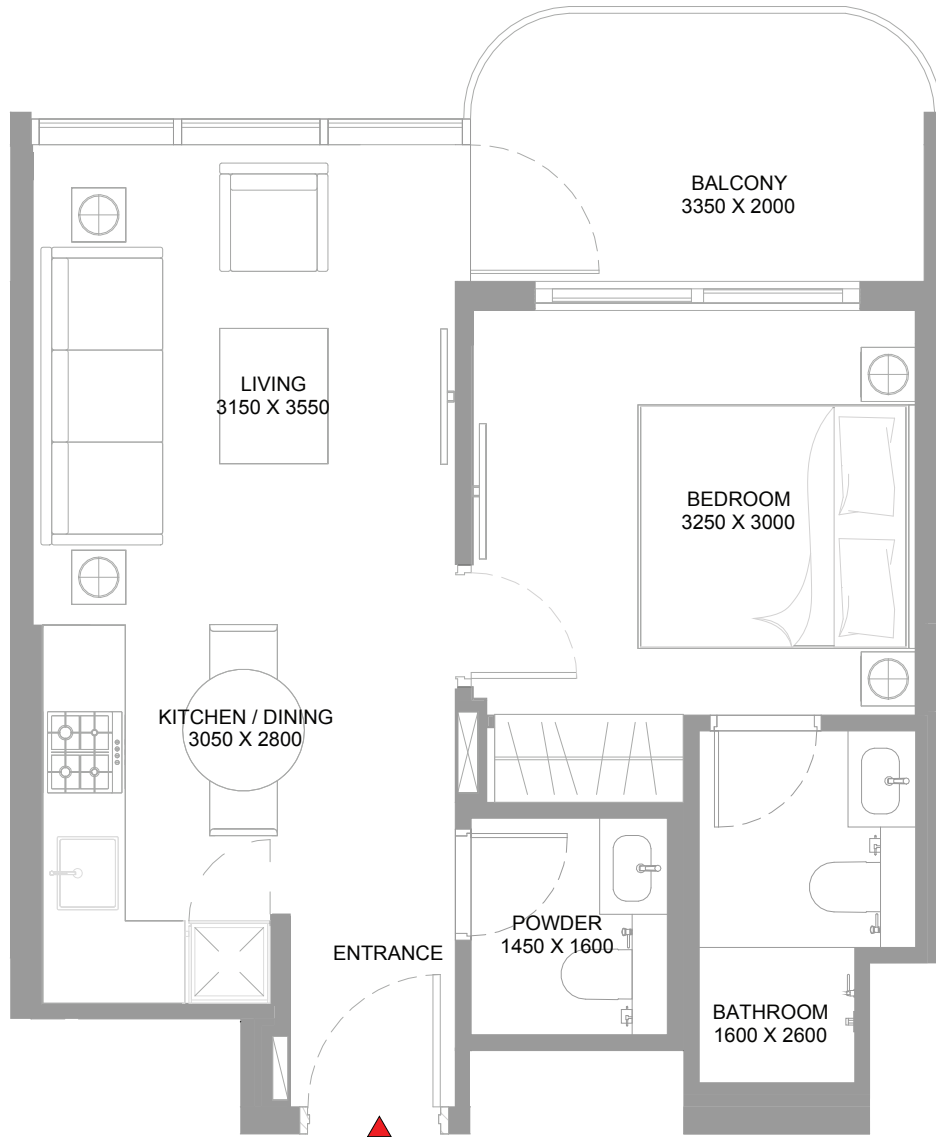
VIEWS

Amenity, Pool View
 B-435

Amenity, Pool, Marina View
 B-531, B-635, B-731, B-835, B-931

Park View
 C-215

Park, Sea View
 C-313, C-415, C-513, C-615, C-713



1

BEDROOM APARTMENT

TYPE F

(with powder room + balcony)

TOTAL SALEABLE AREA
 SUITE RANGE = 464.57 – 465.54 SQ.FT.
 BALCONY = 82.45 SQ.FT.
 TOTAL RANGE = 547.02 – 547.99 SQ.FT.

List of unit numbers with this unit plan:

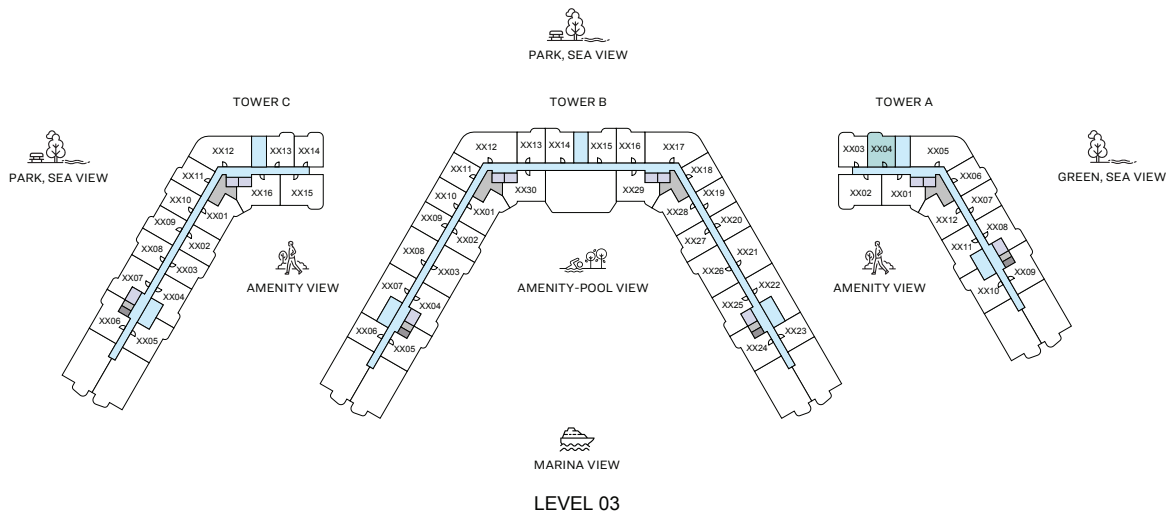
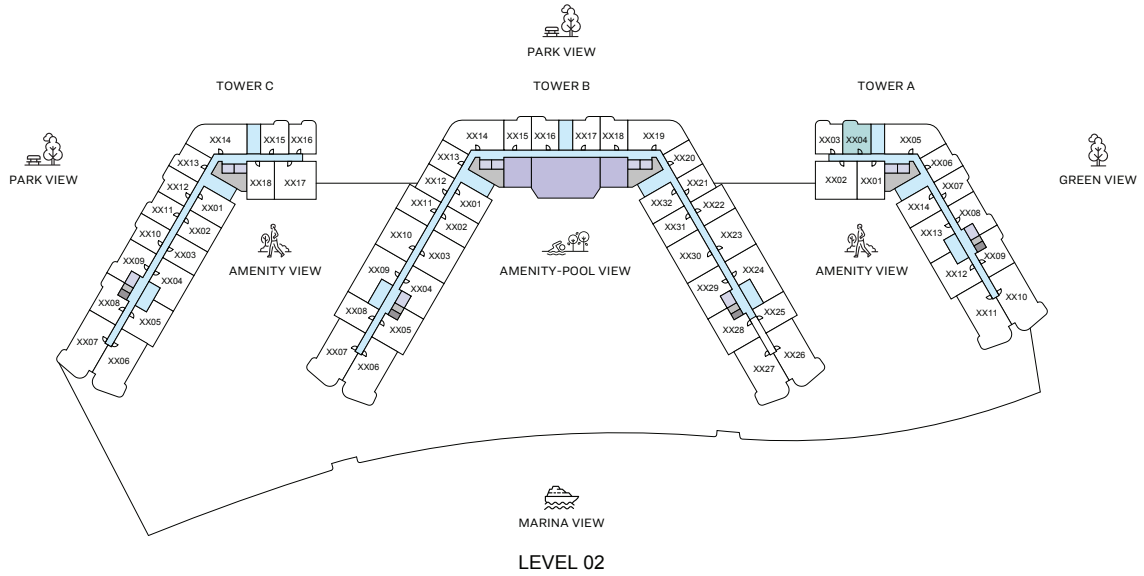
VIEWS

Amenity, Pool View
 B-435

Amenity, Pool, Marina View
 B-531, B-635, B-731, B-835, B-931

Park View
 C-215

Park, Sea View
 C-313, C-415, C-513, C-615, C-713



1
BEDROOM
APARTMENT

TYPE F VARIANT 1

(with powder room + balcony)

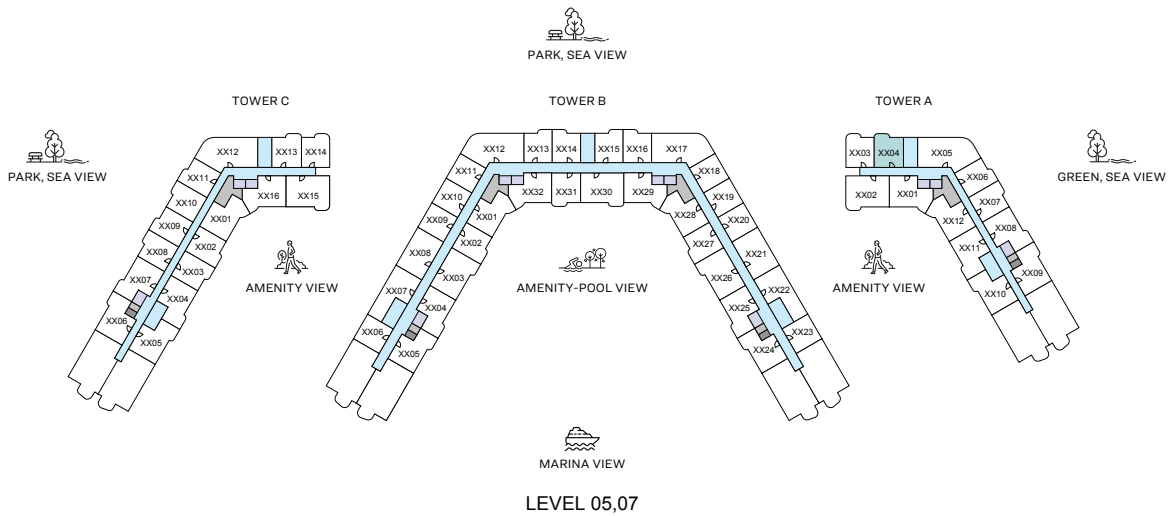
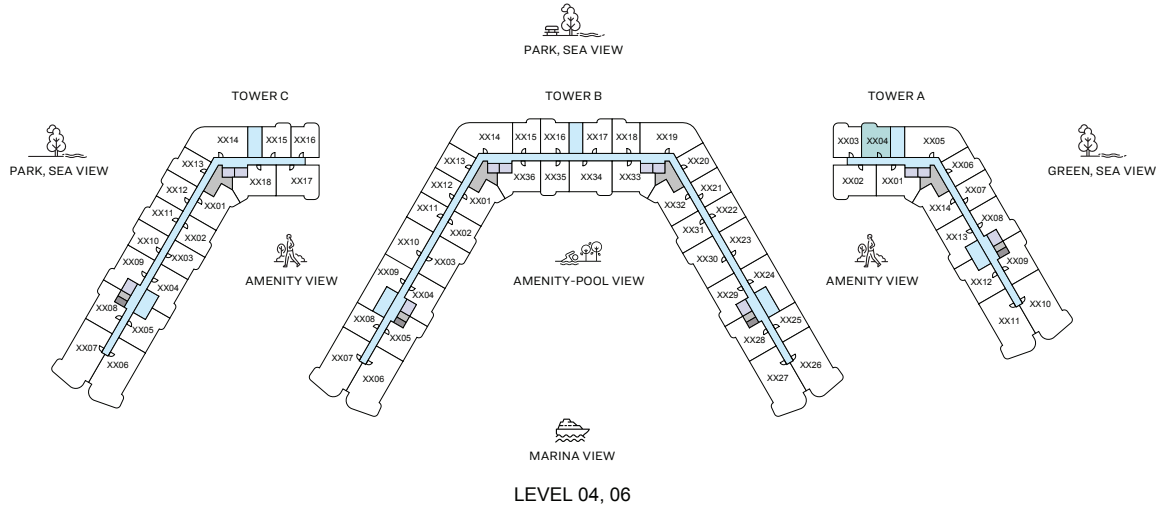
TOTAL SALEABLE AREA
SUITE RANGE = 465.54 SQ.FT.
BALCONY RANGE = 82.45 SQ.FT.
TOTAL RANGE = 547.99 SQ.FT.

List of unit numbers with this unit plan:

VIEWS

Park View
A-204

Park, Sea View
A-304,A-404,A-504,A-604,A-704



1
BEDROOM
APARTMENT

TYPE F VARIANT 1

(with powder room + balcony)

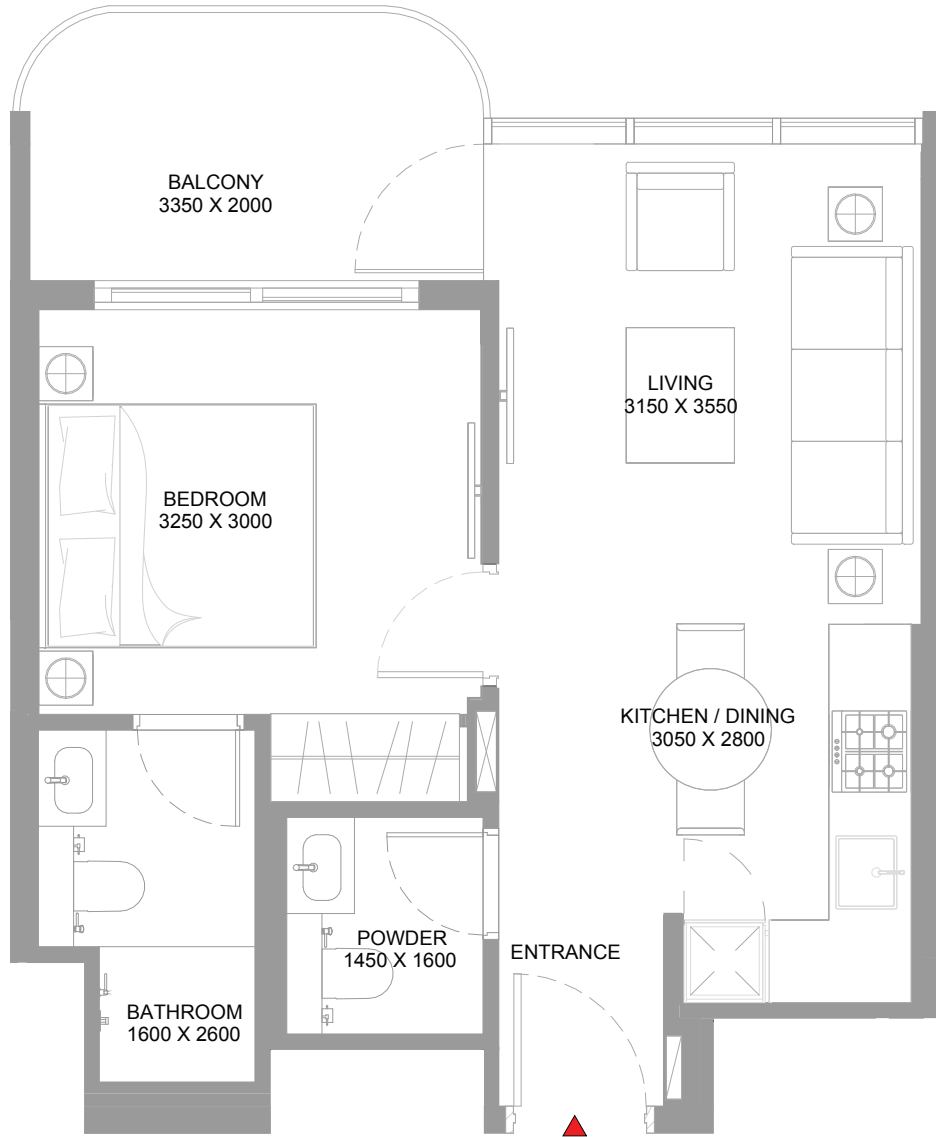
TOTAL SALEABLE AREA
SUITE RANGE = 465.54 SQ.FT.
BALCONY RANGE = 82.45 SQ.FT.
TOTAL RANGE = 547.99 SQ.FT.

List of unit numbers with this unit plan:

VIEWS

Park View
A-204

Park, Sea View
A-304,A-404,A-504,A-604,A-704



1

BEDROOM
APARTMENT

TYPE F VARIANT 1

(with powder room + balcony)

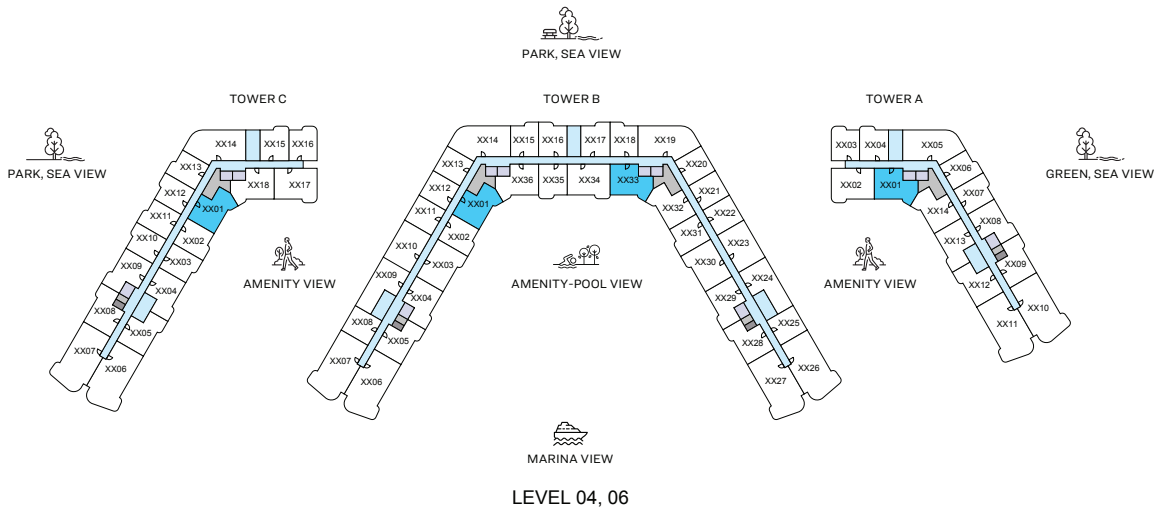
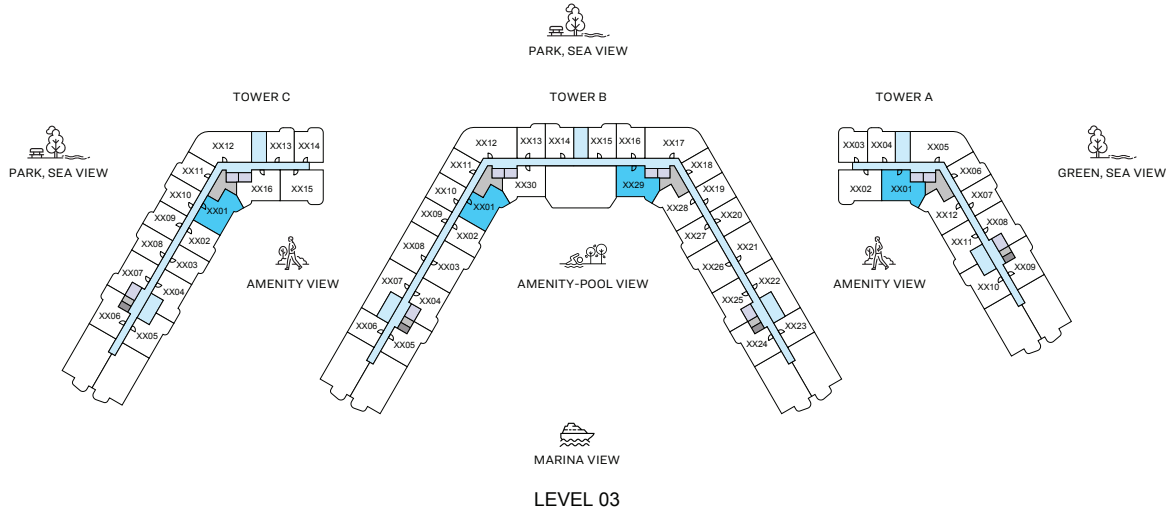
TOTAL SALEABLE AREA
SUITE RANGE = 465.54 SQ.FT.
BALCONY RANGE = 82.45 SQ.FT.
TOTAL RANGE = 547.99 SQ.FT.

List of unit numbers with this unit plan:

VIEWS

Park View
A-204

Park, Sea View
A-304,A-404,A-504,A-604,A-704



2

BEDROOM APARTMENT

TYPE A

(with balcony)

TOTAL SALEABLE AREA
 SUITE RANGE = 628.07 – 641.31 SQ.FT.
 BALCONY = 77.39 SQ.FT.
 TOTAL RANGE = 705.47 – 718.71 SQ.FT.

List of unit numbers with this unit plan:

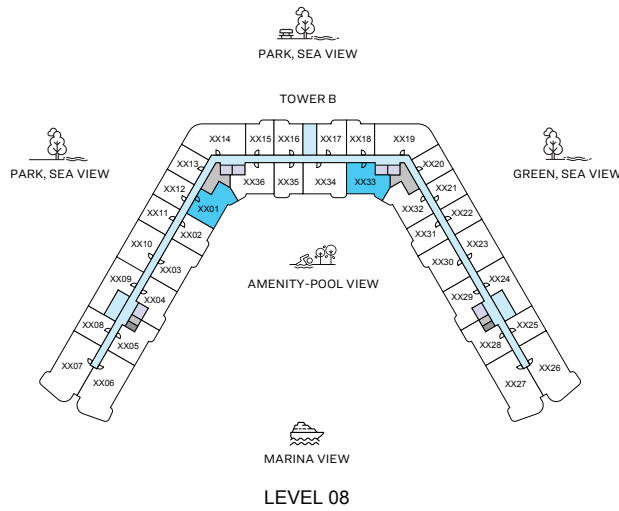
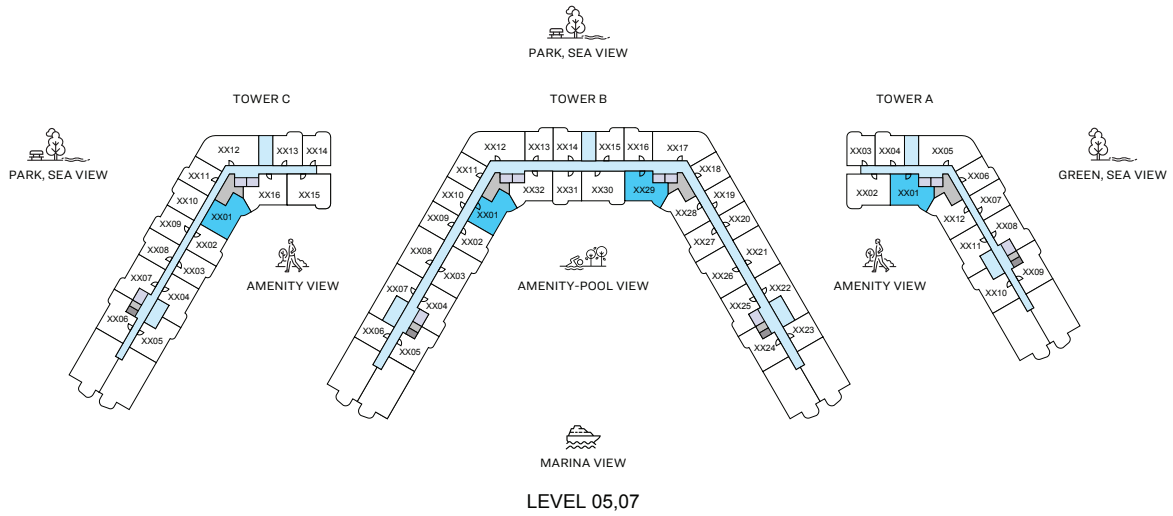
VIEWS

Amenity
 A-301, C-301, C-401

Amenity, Marina View
 A-401, A-501, C-501, A-601, C-601, A-701, C-701

Amenity, Pool View
 B-329

Amenity, Pool, Marina View
 B-301, B-401, B-433, B-501, B-529, B-601, B-633,
 B-701, B-729, B-801, B-833, B-901, B-929



2

BEDROOM APARTMENT

TYPE A

(with balcony)

TOTAL SALEABLE AREA
 SUITE RANGE = 628.07 – 641.31 SQ.FT.
 BALCONY = 77.39 SQ.FT.
 TOTAL RANGE = 705.47 – 718.71 SQ.FT.

List of unit numbers with this unit plan:

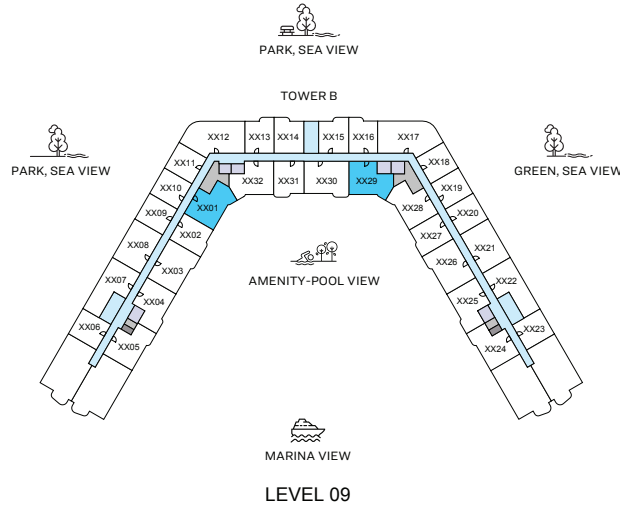
VIEWS

Amenity
 A-301, C-301, C-401

Amenity, Marina View
 A-401, A-501, C-501, A-601, C-601, A-701, C-701

Amenity, Pool View
 B-329

Amenity, Pool, Marina View
 B-301, B-401, B-433, B-501, B-529, B-601, B-633,
 B-701, B-729, B-801, B-833, B-901, B-929



2

BEDROOM
APARTMENT

TYPE A

(with balcony)

TOTAL SALEABLE AREA
 SUITE RANGE = 628.07 – 641.31 SQ.FT.
 BALCONY = 77.39 SQ.FT.
 TOTAL RANGE = 705.47 – 718.71 SQ.FT.

List of unit numbers with this unit plan:

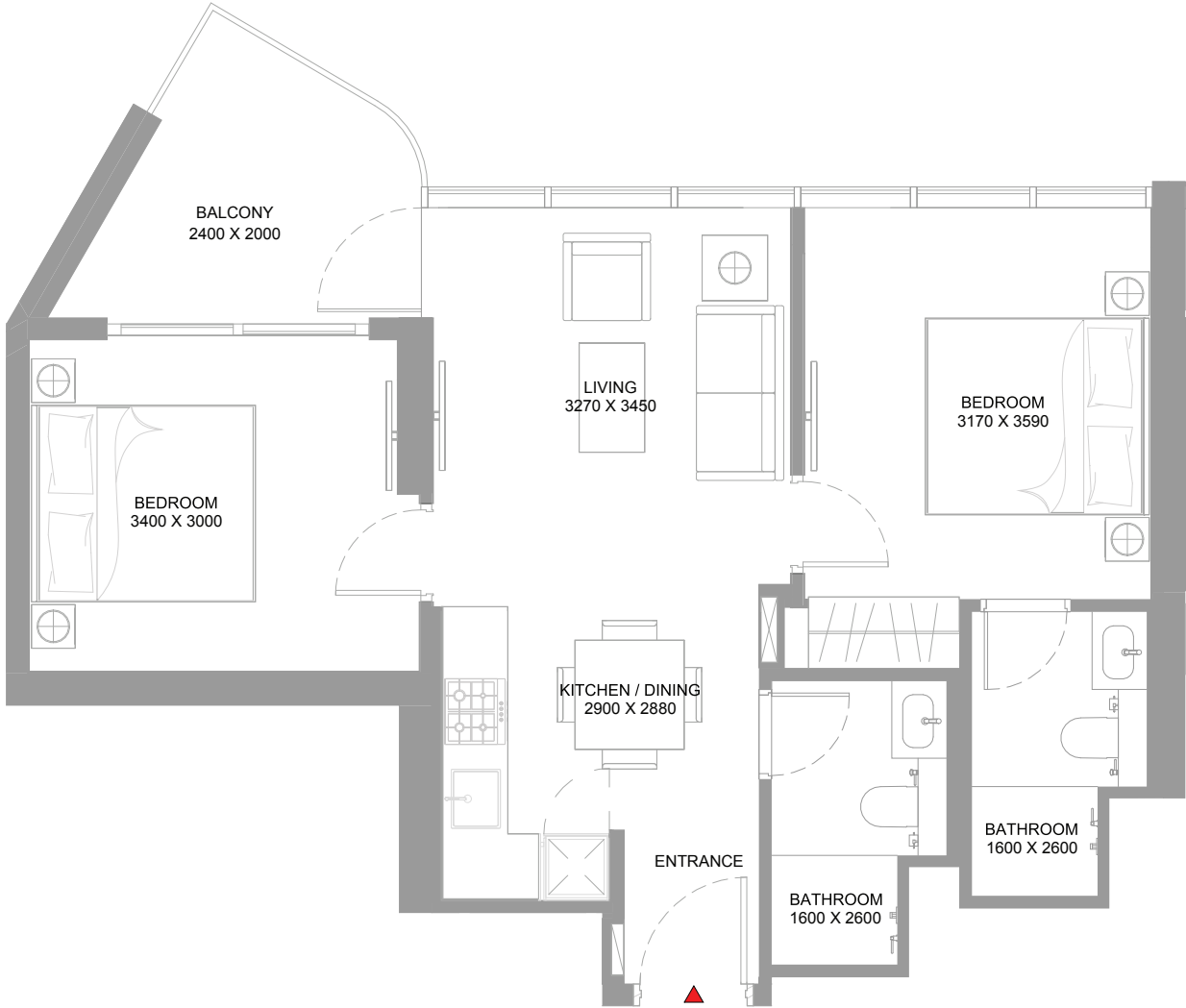
VIEWS

Amenity
 A-301, C-301, C-401

Amenity, Marina View
 A-401, A-501, C-501, A-601, C-601, A-701, C-701

Amenity, Pool View
 B-329

Amenity, Pool, Marina View
 B-301, B-401, B-433, B-501, B-529, B-601, B-633,
 B-701, B-729, B-801, B-833, B-901, B-929



2

BEDROOM
APARTMENT

TYPE A

(with balcony)

TOTAL SALEABLE AREA
 SUITE RANGE = 628.07 – 641.31 SQ.FT.
 BALCONY = 77.39 SQ.FT.
 TOTAL RANGE = 705.47 – 718.71 SQ.FT.

List of unit numbers with this unit plan:

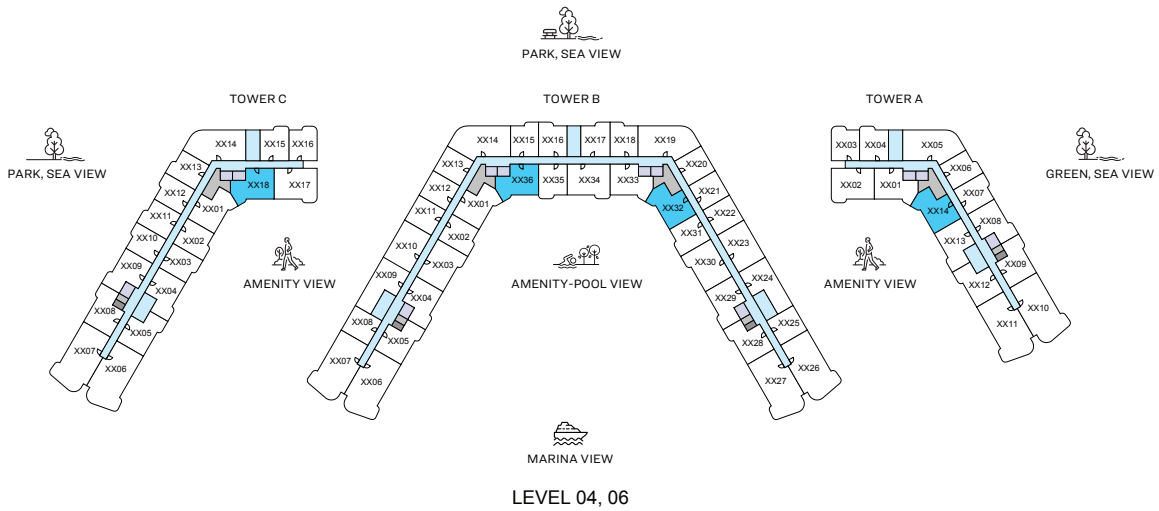
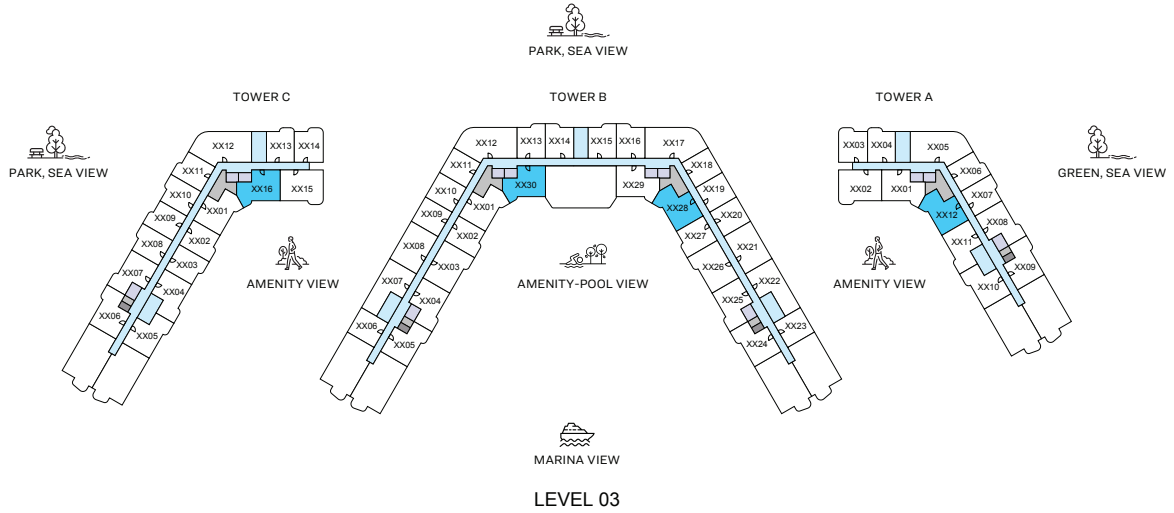
VIEWS

Amenity
 A-301, C-301, C-401

Amenity, Marina View
 A-401, A-501, C-501, A-601, C-601, A-701, C-701

Amenity, Pool View
 B-329

Amenity, Pool, Marina View
 B-301, B-401, B-433, B-501, B-529, B-601, B-633,
 B-701, B-729, B-801, B-833, B-901, B-929



2

BEDROOM
APARTMENT

TYPE A VARIANT 1 (with balcony)

TOTAL SALEABLE AREA
 SUITE RANGE = 627.11 – 640.45 SQ.FT.
 BALCONY RANGE = 77.18 – 77.39 SQ.FT.
 TOTAL RANGE = 704.50 – 717.85 SQ.FT.

List of unit numbers with this unit plan:

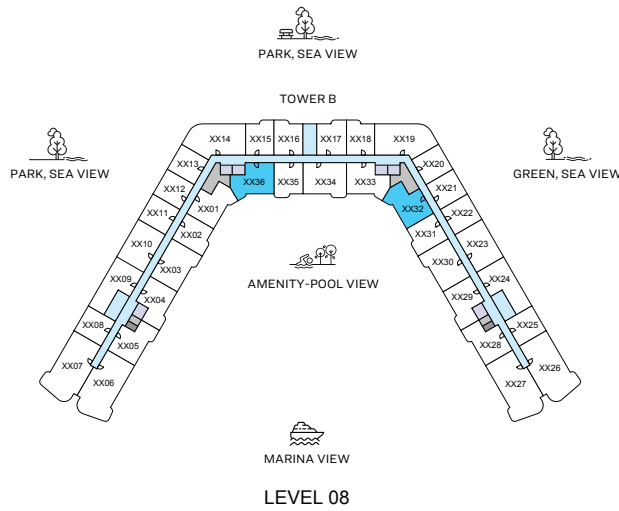
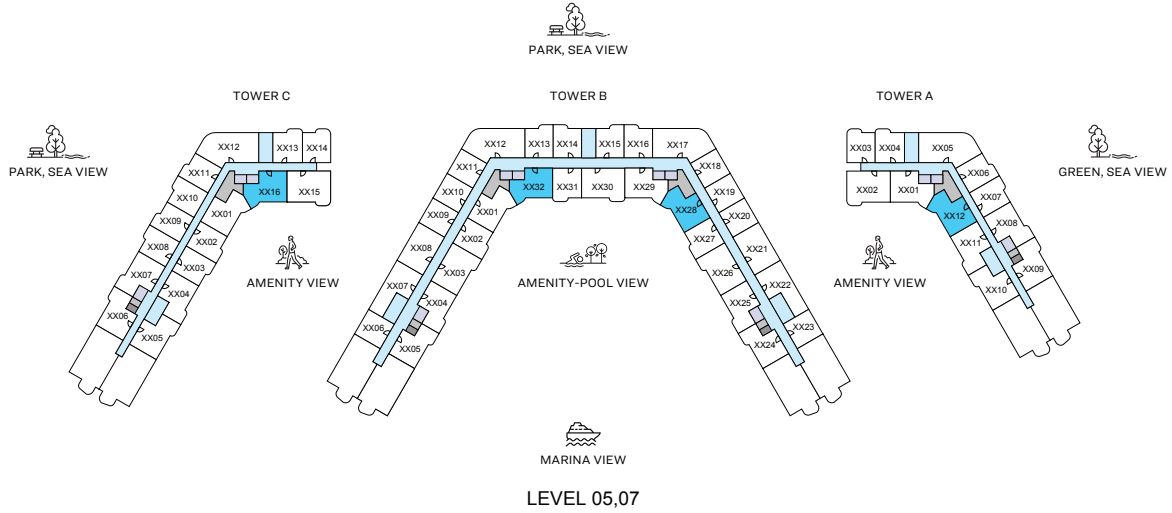
VIEWS

Amenity
 A-312, C-316, C-418

Amenity, Marina View
 A-414, A-512, C-516, A-614, C-618, A-712, C-716

Amenity, Pool View
 B-328

Amenity, Pool Marina View
 B-330, B-432, B-436, B-528, B-532, B-632, B-636, B-728,
 B-732, B-832, B-836, B-928, B-932



2

**BEDROOM
APARTMENT**

TYPE A VARIANT 1 (with balcony)

TOTAL SALEABLE AREA
 SUITE RANGE = 627.11 – 640.45 SQ.FT.
 BALCONY RANGE = 77.18 – 77.39 SQ.FT.
 TOTAL RANGE = 704.50 – 717.85 SQ.FT.

List of unit numbers with this unit plan:

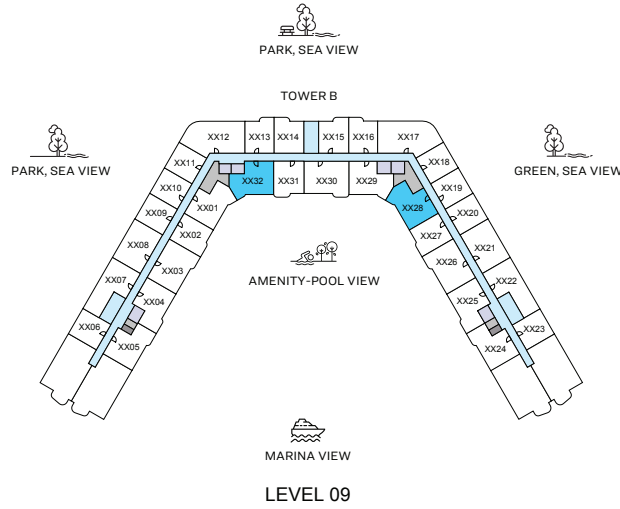
VIEWS

Amenity
 A-312, C-316, C-418

Amenity, Marina View
 A-414, A-512, C-516, A-614, C-618, A-712, C-716

Amenity, Pool View
 B-328

Amenity, Pool Marina View
 B-330, B-432, B-436, B-528, B-532, B-632, B-636, B-728,
 B-732, B-832, B-836, B-928, B-932



2

BEDROOM
APARTMENT

TYPE A VARIANT 1 (with balcony)

TOTAL SALEABLE AREA
 SUITE RANGE = 627.11 – 640.45 SQ.FT.
 BALCONY RANGE = 77.18 – 77.39 SQ.FT.
 TOTAL RANGE = 704.50 – 717.85 SQ.FT.

List of unit numbers with this unit plan:

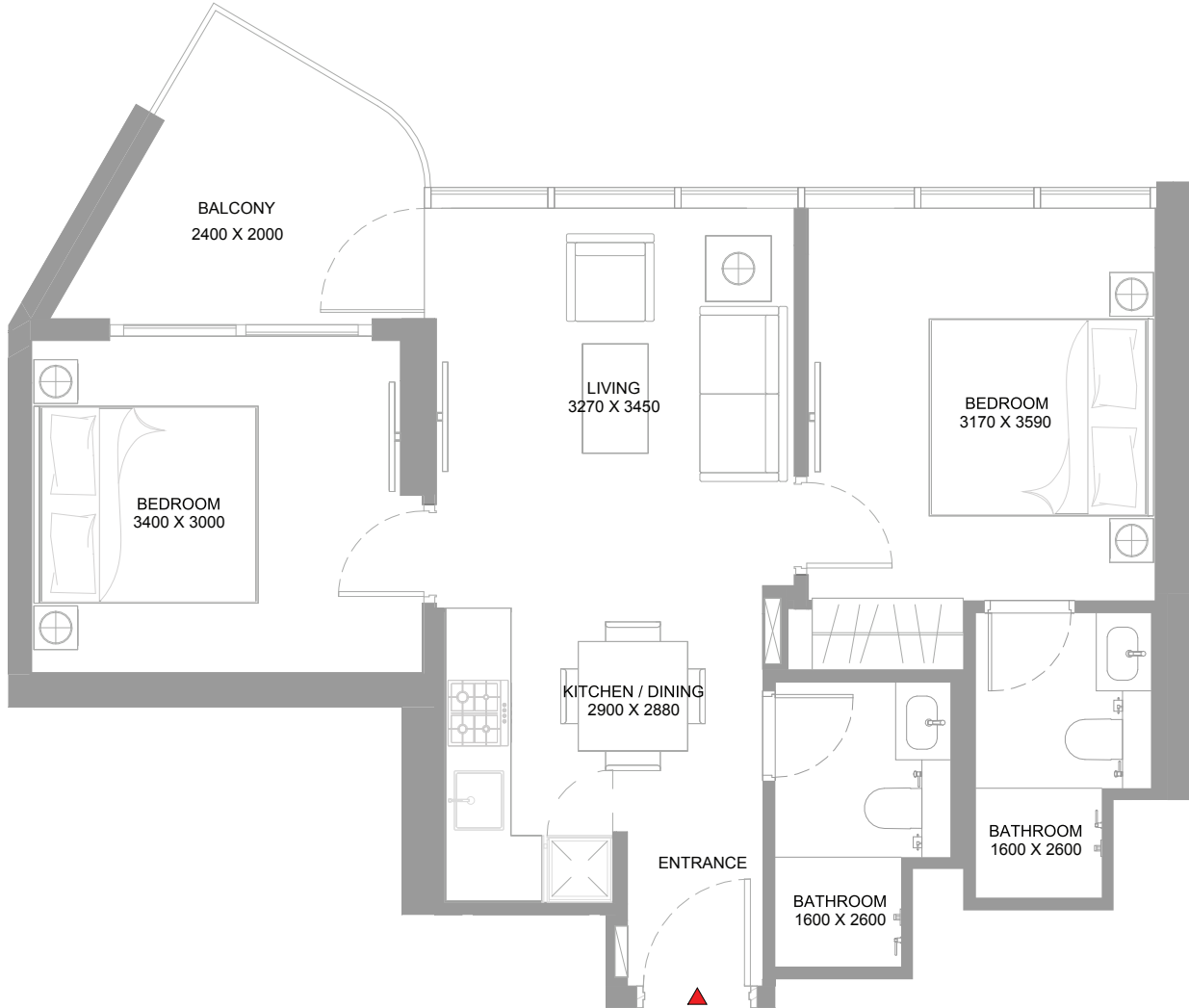
VIEWS

Amenity
 A-312, C-316, C-418

Amenity, Marina View
 A-414, A-512, C-516, A-614, C-618, A-712, C-716

Amenity, Pool View
 B-328

Amenity, Pool Marina View
 B-330, B-432, B-436, B-528, B-532, B-632, B-636, B-728,
 B-732, B-832, B-836, B-928, B-932



2

BEDROOM
APARTMENT

TYPE A VARIANT 1 (with balcony)

TOTAL SALEABLE AREA
 SUITE RANGE = 627.11 – 640.45 SQ.FT.
 BALCONY RANGE = 77.18 – 77.39 SQ.FT.
 TOTAL RANGE = 704.50 – 717.85 SQ.FT.

List of unit numbers with this unit plan:

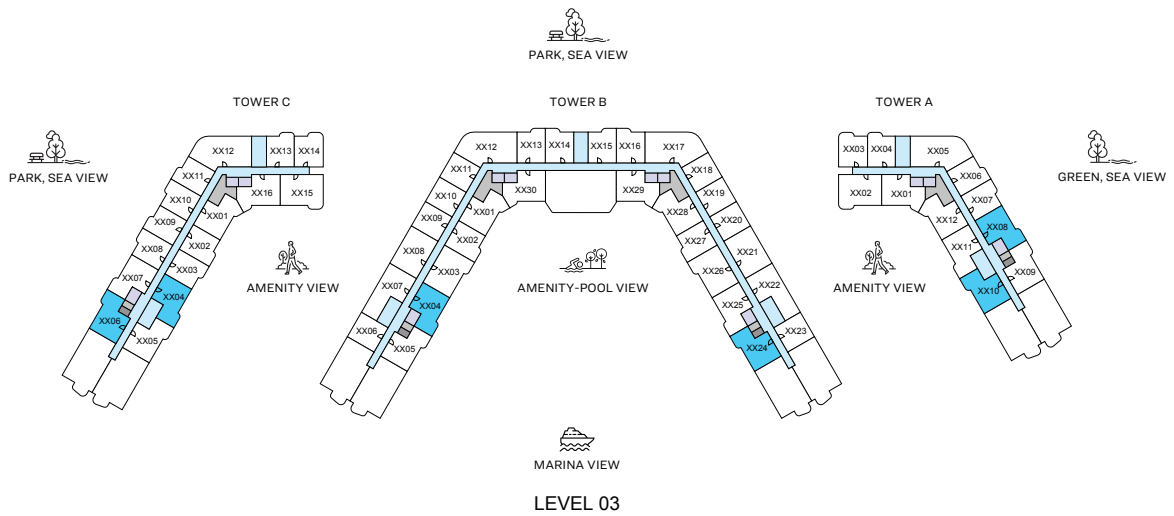
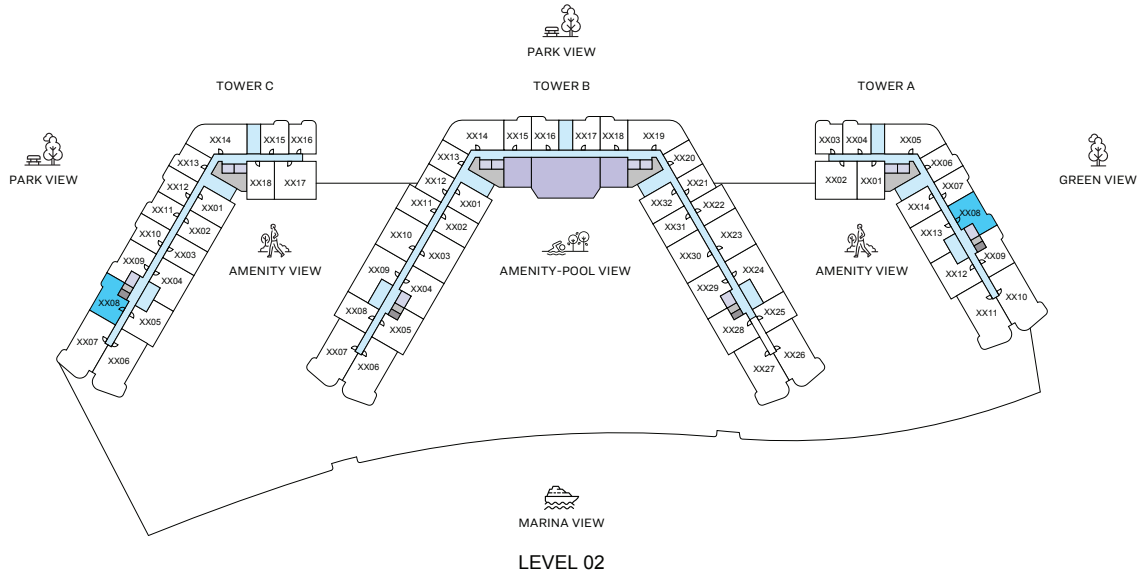
VIEWS

Amenity
 A-312, C-316, C-418

Amenity, Marina View
 A-414, A-512, C-516, A-614, C-618, A-712, C-716

Amenity, Pool View
 B-328

Amenity, Pool Marina View
 B-330, B-432, B-436, B-528, B-532, B-632, B-636, B-728,
 B-732, B-832, B-836, B-928, B-932



2

BEDROOM
APARTMENT

TYPE B

(with balcony)

TOTAL SALEABLE AREA
 SUITE RANGE = 603.42 – 608.16 SQ.FT.
 BALCONY RANGE = 81.16 – 81.59 SQ.FT.
 TOTAL RANGE = 684.58 – 689.32 SQ.FT.

List of unit numbers with this unit plan:

VIEWS

Amenity
A-310

Amenity, Marina View
C-304, A-412, C-404, A-510, C-504, A-612, C-604, A-710, C-704

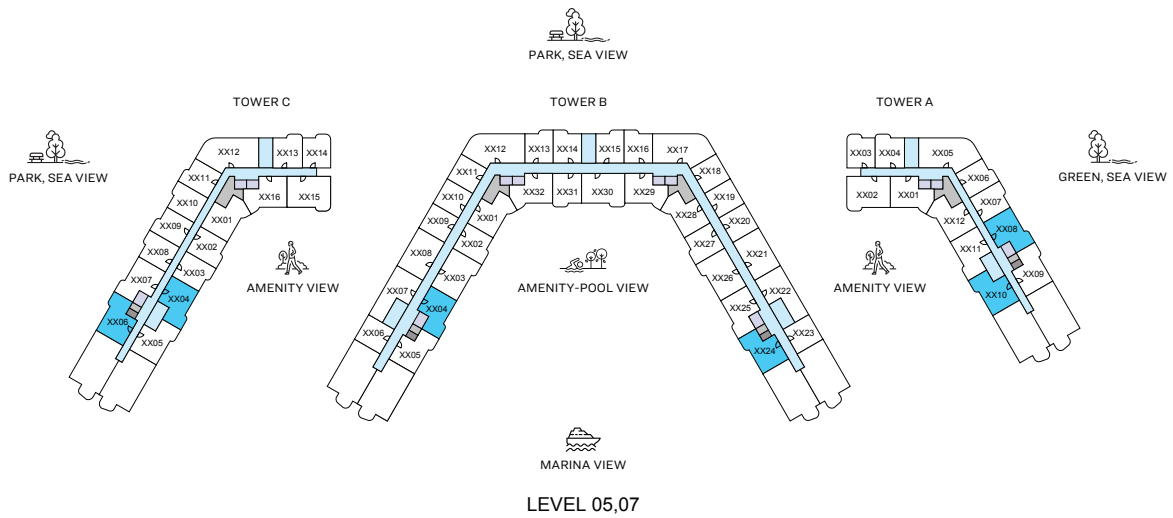
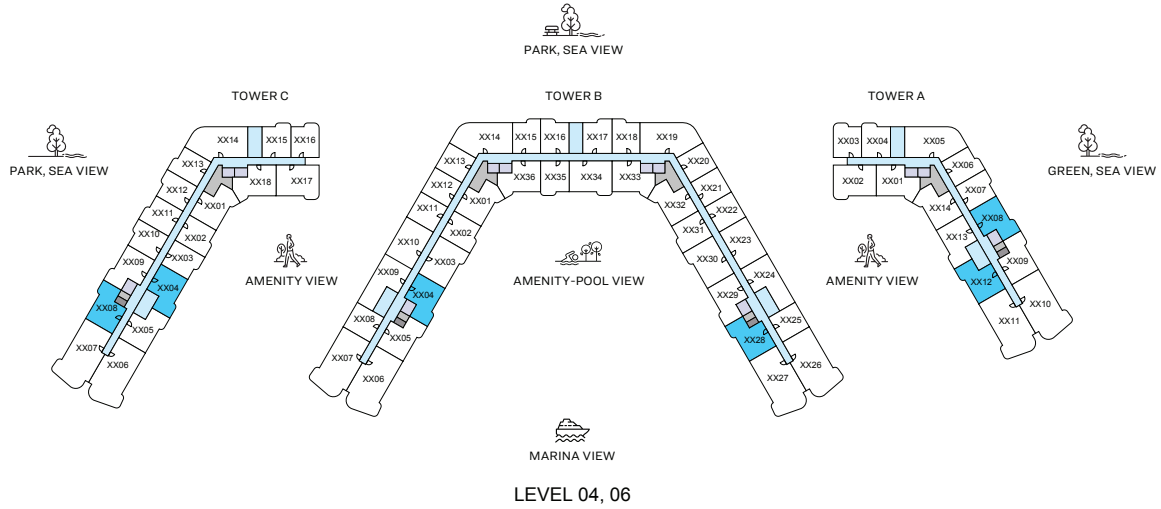
Amenity, Pool, Marina View
B-304, B-324, B-404, B-428, B-504, B-524, B-604, B-628, B-704, B-724, B-804, B-828, B-904, B-924

Green View
A-208

Green, Sea View
A-308, A-408, A-508, A-608, A-708

Park View
C-208

Park, Sea View
C-306, C-408, C-506, C-608, C-706



2

BEDROOM APARTMENT

TYPE B

(with balcony)

TOTAL SALEABLE AREA
 SUITE RANGE = 603.42 – 608.16 SQ.FT.
 BALCONY RANGE = 81.16 – 81.59 SQ.FT.
 TOTAL RANGE = 684.58 – 689.32 SQ.FT.

List of unit numbers with this unit plan:

VIEWS

Amenity
 A-310

Amenity, Marina View
 C-304, A-412, C-404, A-510, C-504, A-612, C-604, A-710, C-704

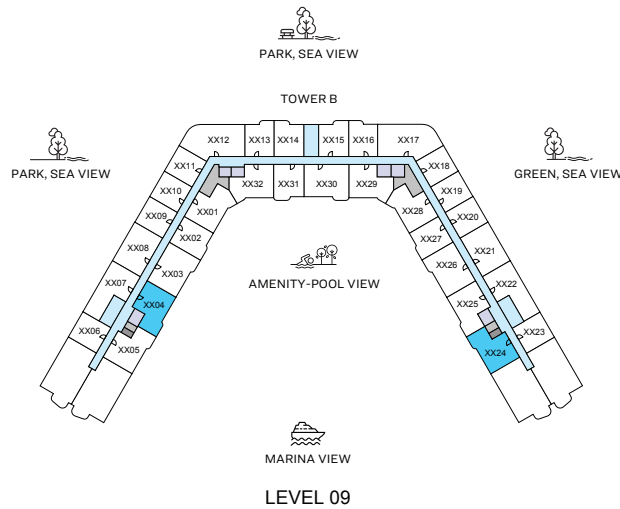
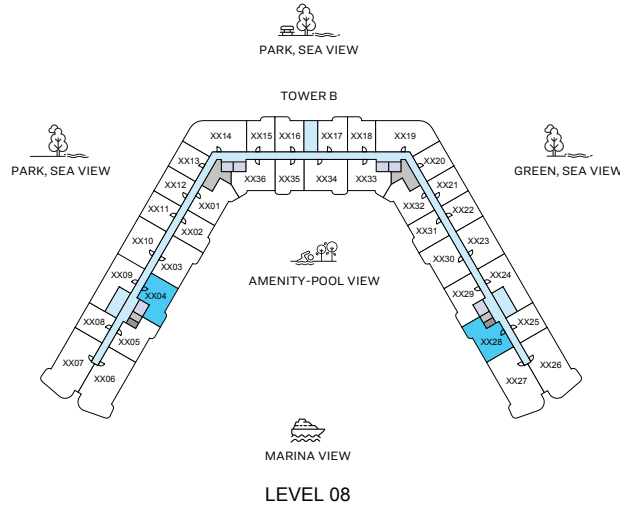
Amenity, Pool, Marina View
 B-304, B-324, B-404, B-428, B-504, B-524, B-604, B-628, B-704, B-724, B-804, B-828, B-904, B-924

Green View
 A-208

Green, Sea View
 A-308, A-408, A-508, A-608, A-708

Park View
 C-208

Park, Sea View
 C-306, C-408, C-506, C-608, C-706



2

BEDROOM
APARTMENT

TYPE B

(with balcony)

TOTAL SALEABLE AREA
 SUITE RANGE = 603.42 – 608.16 SQ.FT.
 BALCONY RANGE = 81.16 – 81.59 SQ.FT.
 TOTAL RANGE = 684.58 – 689.32 SQ.FT.

List of unit numbers with this unit plan:

VIEWS

Amenity
 A-310

Amenity, Marina View
 C-304, A-412, C-404, A-510, C-504, A-612, C-604,
 A-710, C-704

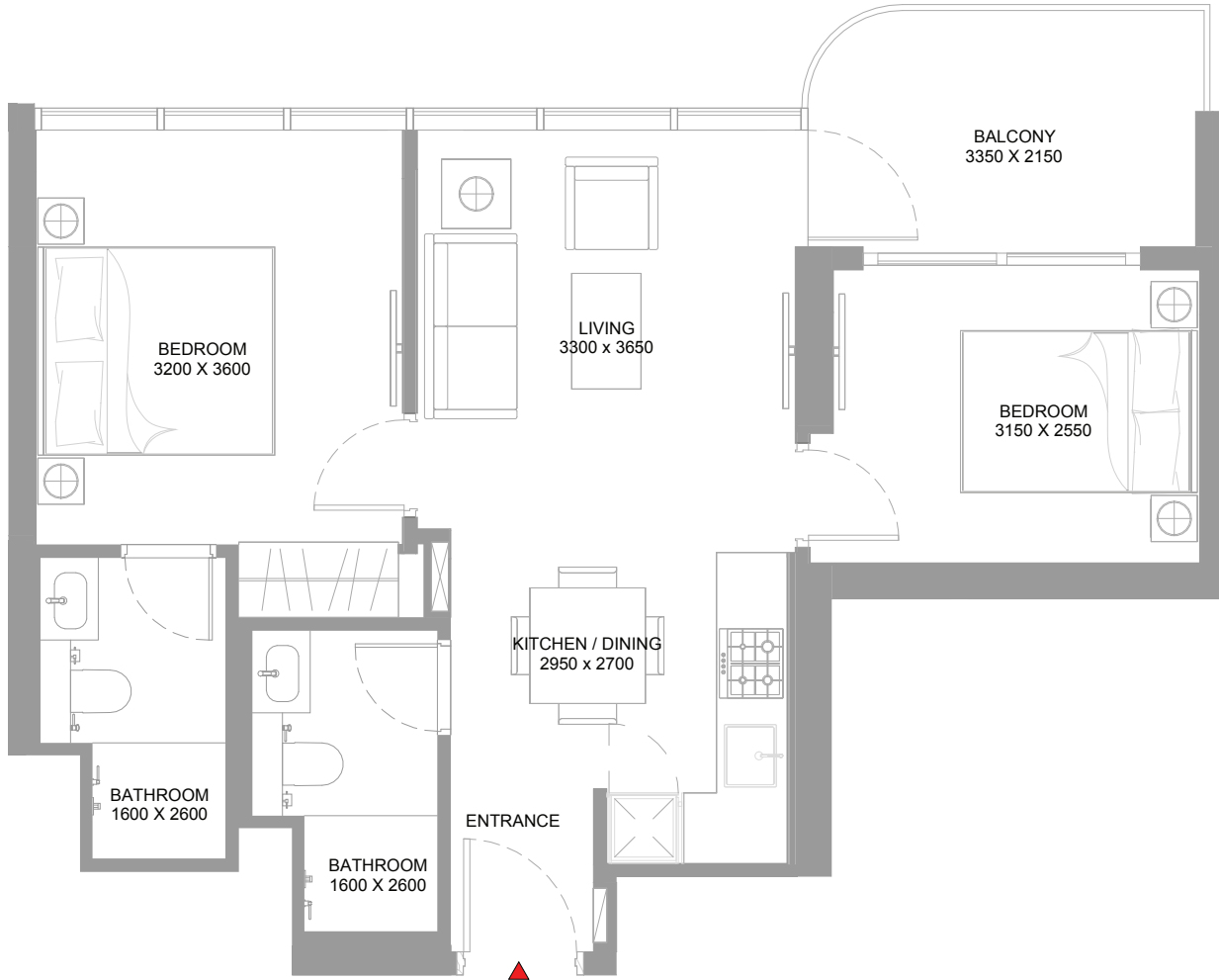
Amenity, Pool, Marina View
 B-304, B-324, B-404, B-428, B-504, B-524, B-604,
 B-628, B-704, B-724, B-804, B-828, B-904, B-924

Green View
 A-208

Green, Sea View
 A-308, A-408, A-508, A-608, A-708

Park View
 C-208

Park, Sea View
 C-306, C-408, C-506, C-608, C-706



2

BEDROOM
APARTMENT

TYPE B

(with balcony)

TOTAL SALEABLE AREA
 SUITE RANGE = 603.42 – 608.16 SQ.FT.
 BALCONY RANGE = 81.16 – 81.59 SQ.FT.
 TOTAL RANGE = 684.58 – 689.32 SQ.FT.

List of unit numbers with this unit plan:

VIEWS

Amenity
A-310

Amenity, Marina View
B-304, A-412, C-404, A-510, C-504, A-612, C-604, A-710, C-704

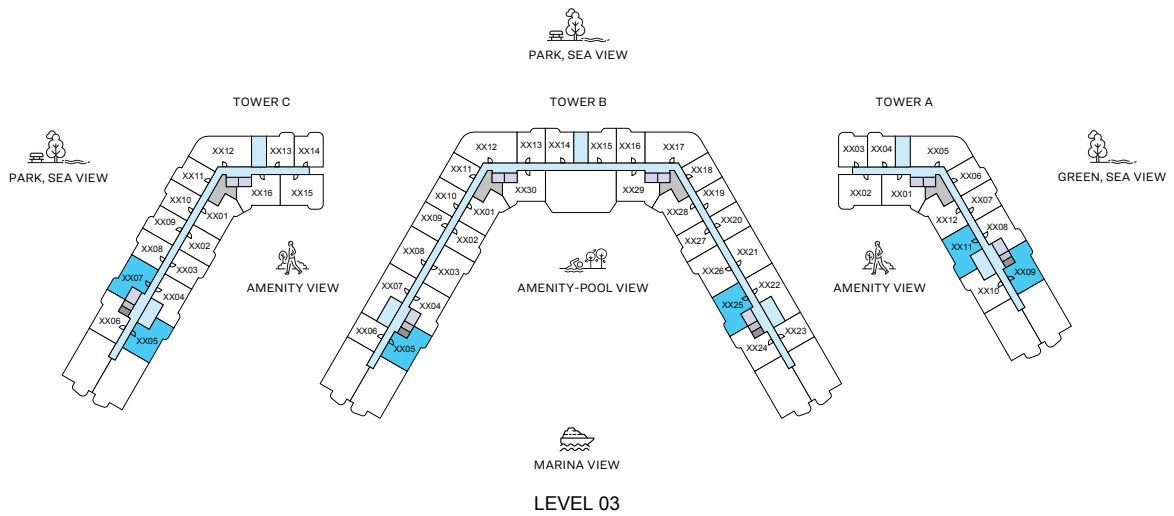
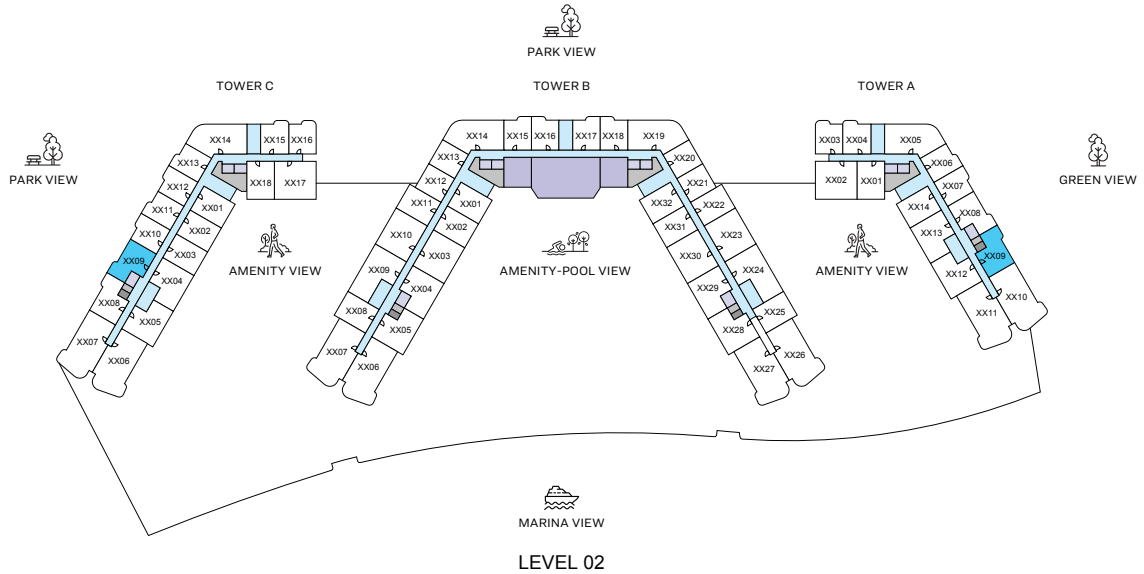
Amenity, Pool, Marina View
B-304, B-324, B-404, B-428, B-504, B-524, B-604, B-628, B-704, B-724, B-804, B-828, B-904, B-924

Green View
A-208

Green, Sea View
A-308, A-408, A-508, A-608, A-708

Park View
C-208

Park, Sea View
C-306, C-408, C-506, C-608, C-706



2

BEDROOM
APARTMENT

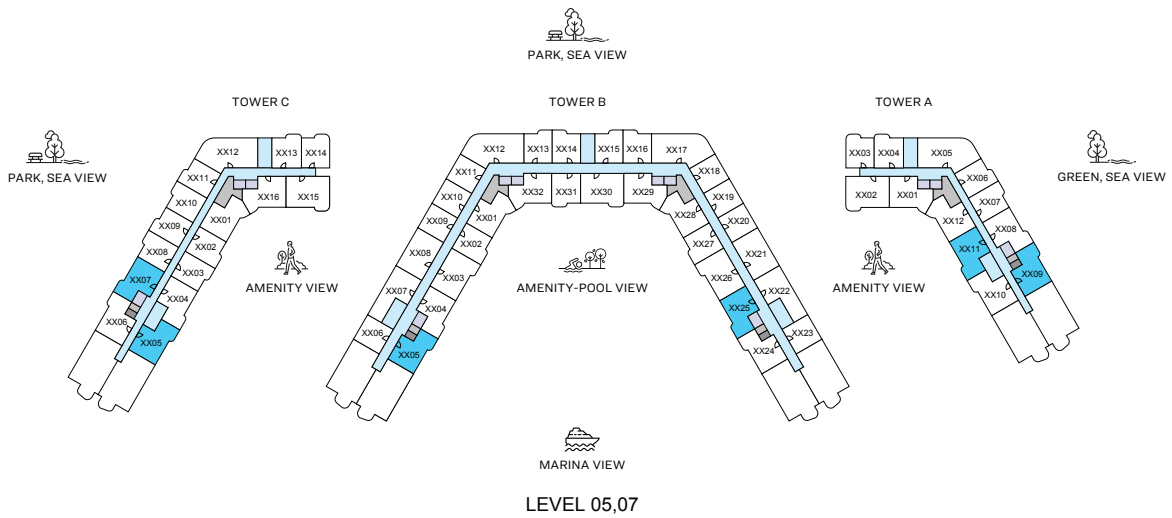
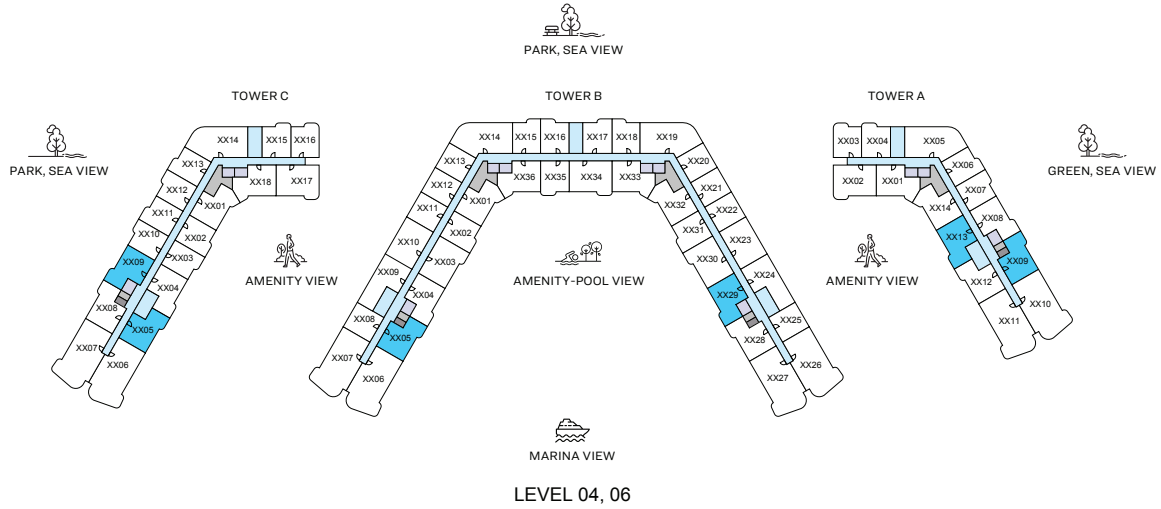
TYPE B VARIANT 1 (with balcony)

TOTAL SALEABLE AREA
 SUITE RANGE = 603.75 – 624.20 SQ.FT.
 BALCONY RANGE = 81.05 – 81.59 SQ.FT.
 TOTAL RANGE = 685.34 – 705.36 SQ.FT.

List of unit numbers with this unit plan:

VIEWS

- Amenity
A-311
- Amenity, Marina View
C-305, A-413, C-405, A-511, C-505, A-613, C-605, A-711, C-705
- Amenity, Pool, Marina View
B-305, B-325, B-405, B-429, B-505, B-525, B-605, B-629, B-705, B-725, B-805, B-829, B-905, B-925
- Green View
A-209
- Green, Sea View
A-309, A-409, A-509, A-609, A-709
- Park View
C-209
- Park, Sea View
C-307, C-409, C-507, C-609, C-707



2

BEDROOM APARTMENT

TYPE B VARIANT 1 (with balcony)

TOTAL SALEABLE AREA

SUITE RANGE = 603.75 – 624.20 SQ.FT.
BALCONY RANGE = 81.05 – 81.59 SQ.FT.
TOTAL RANGE = 685.34 – 705.36 SQ.FT.

List of unit numbers with this unit plan:

VIEWS

Amenity
A-311

Amenity, Marina View

C-305, A-413, C-405, A-511, C-505, A-613, C-605, A-711, C-705

Amenity, Pool, Marina View

B-305, B-325, B-405, B-429, B-505, B-525, B-605, B-629, B-705, B-725, B-805, B-829, B-905, B-925

Green View
A-209

Green, Sea View

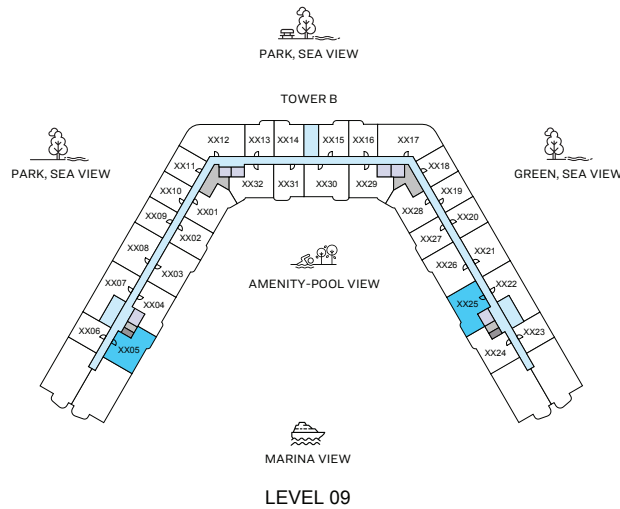
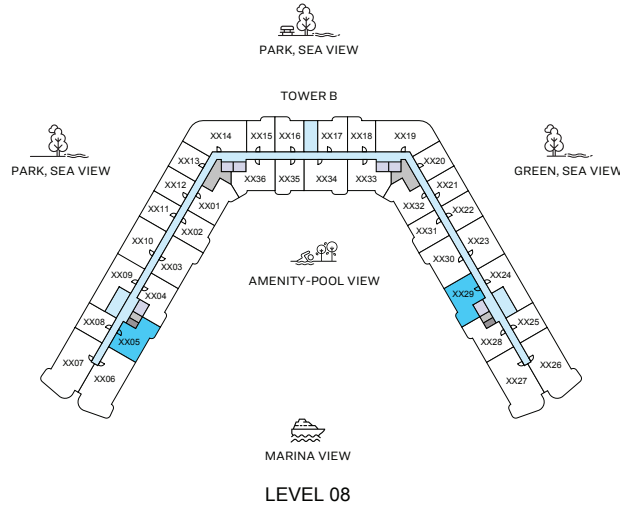
A-309, A-409, A-509, A-609, A-709

Park View

C-209

Park, Sea View

C-307, C-409, C-507, C-609, C-707



2

BEDROOM
APARTMENT

TYPE B VARIANT 1

(with balcony)

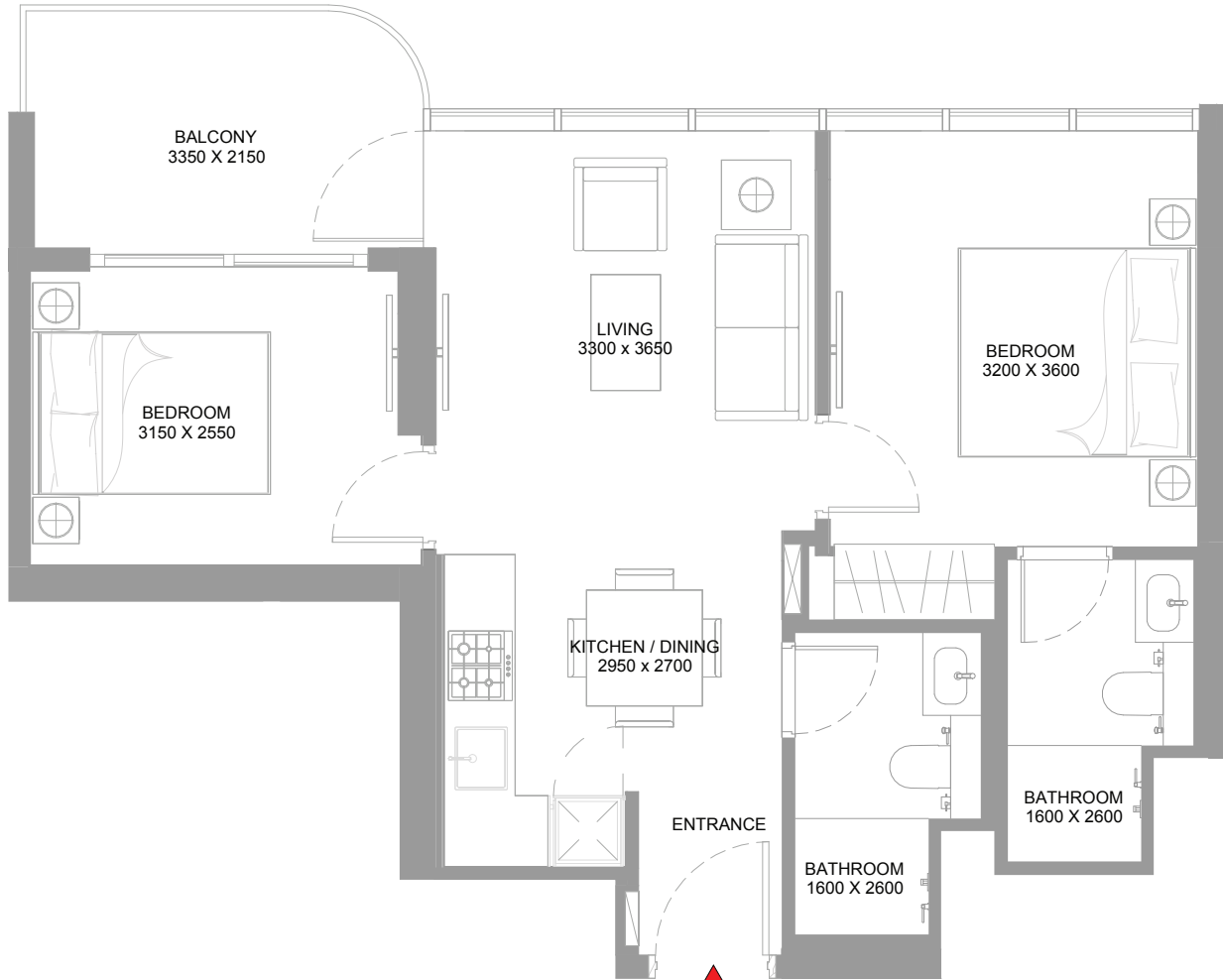
TOTAL SALEABLE AREA
 SUITE RANGE = 603.75 – 624.20 SQ.FT.
 BALCONY RANGE = 81.05 – 81.59 SQ.FT.
 TOTAL RANGE = 685.34 – 705.36 SQ.FT.

List of unit numbers with this unit plan:

VIEWS

- Amenity
A-311
- Amenity, Marina View
C-305, A-413, C-405, A-511, C-505, A-613, C-605, A-711, C-705
- Amenity, Pool, Marina View
B-305, B-325, B-405, B-429, B-505, B-525, B-605, B-629, B-705, B-725, B-805, B-829, B-905, B-925

- Green View
A-209
- Green, Sea View
A-309, A-409, A-509, A-609, A-709
- Park View
C-209
- Park, Sea View
C-307, C-409, C-507, C-609, C-707



2

BEDROOM
APARTMENT

TYPE B VARIANT 1

(with balcony)

TOTAL SALEABLE AREA
 SUITE RANGE = 603.75 – 624.20 SQ.FT.
 BALCONY RANGE = 81.05 – 81.59 SQ.FT.
 TOTAL RANGE = 685.34 – 705.36 SQ.FT.

List of unit numbers with this unit plan:

VIEWS

Amenity
A-311

Amenity, Marina View
C-305, A-413, C-405, A-511, C-505, A-613, C-605,
A-711, C-705

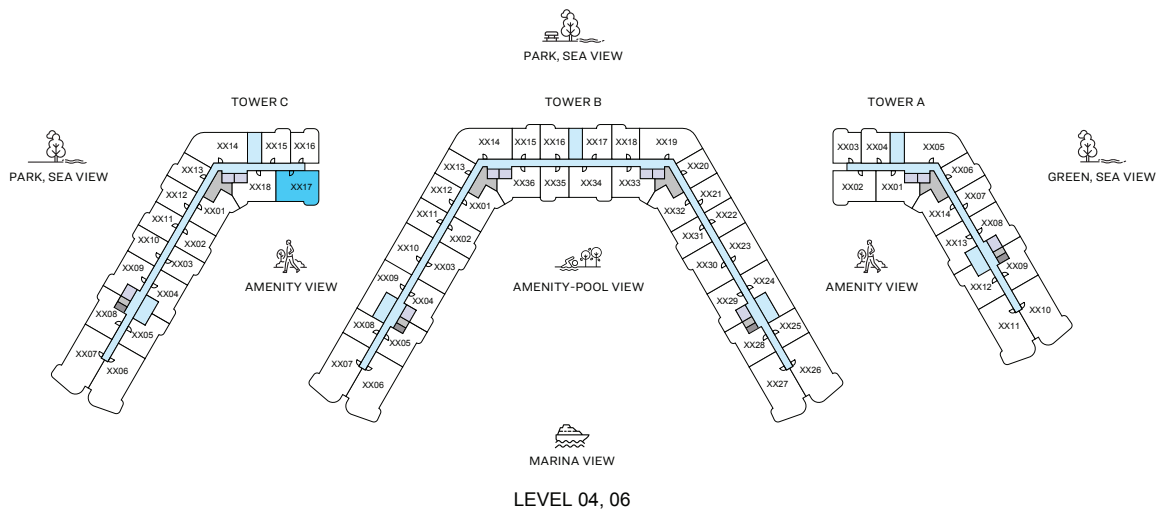
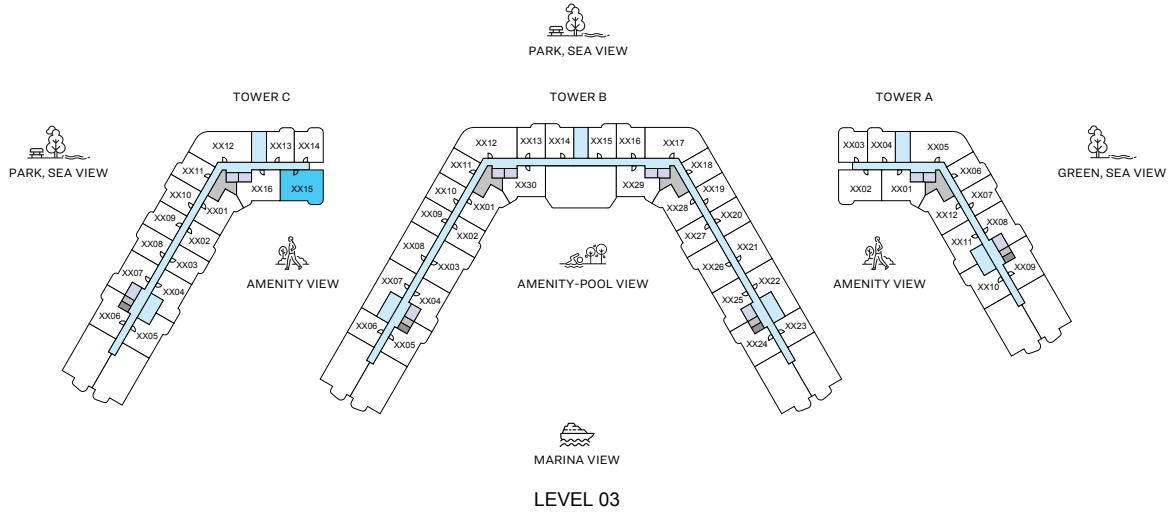
Amenity, Pool, Marina View
B-305, B-325, B-405, B-429, B-505, B-525, B-605,
B-629, B-705, B-725, B-805, B-829, B-905, B-925

Green View
A-209

Green, Sea View
A-309, A-409, A-509, A-609, A-709

Park View
C-209

Park, Sea View
C-307, C-409, C-507, C-609, C-707



2

BEDROOM APARTMENT

TYPE C

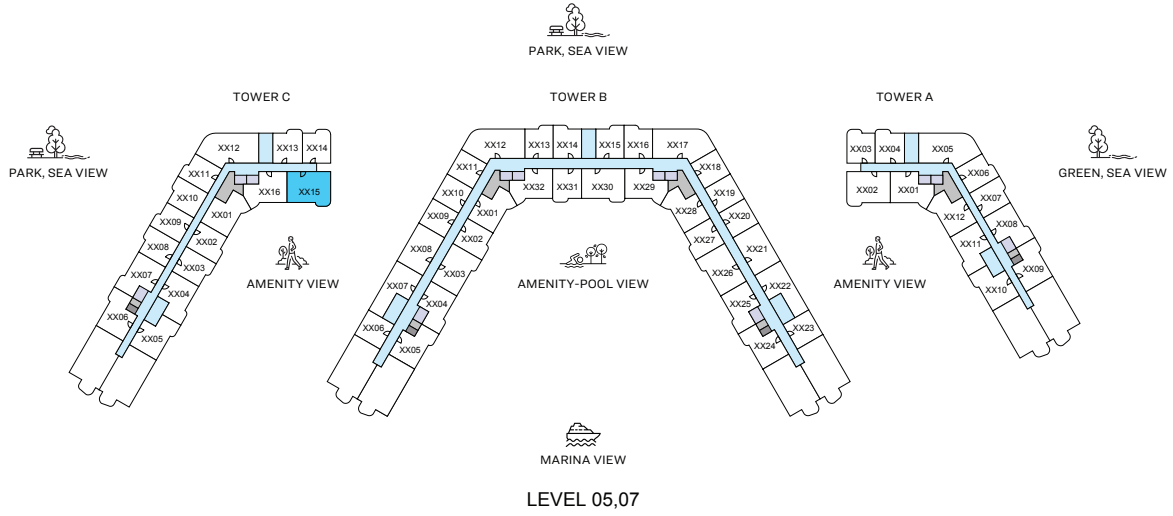
(with balcony)

TOTAL SALEABLE AREA
 SUITE = 727.64 SQ.FT.
 BALCONY = 80.73 SQ.FT.
 TOTAL RANGE = 808.37 SQ.FT.

List of unit numbers with this unit plan:

VIEWS

- Amenity
C-315, C-417
- Amenity, Marina View
C-515, C-617, C-715



2

BEDROOM
APARTMENT

TYPE C

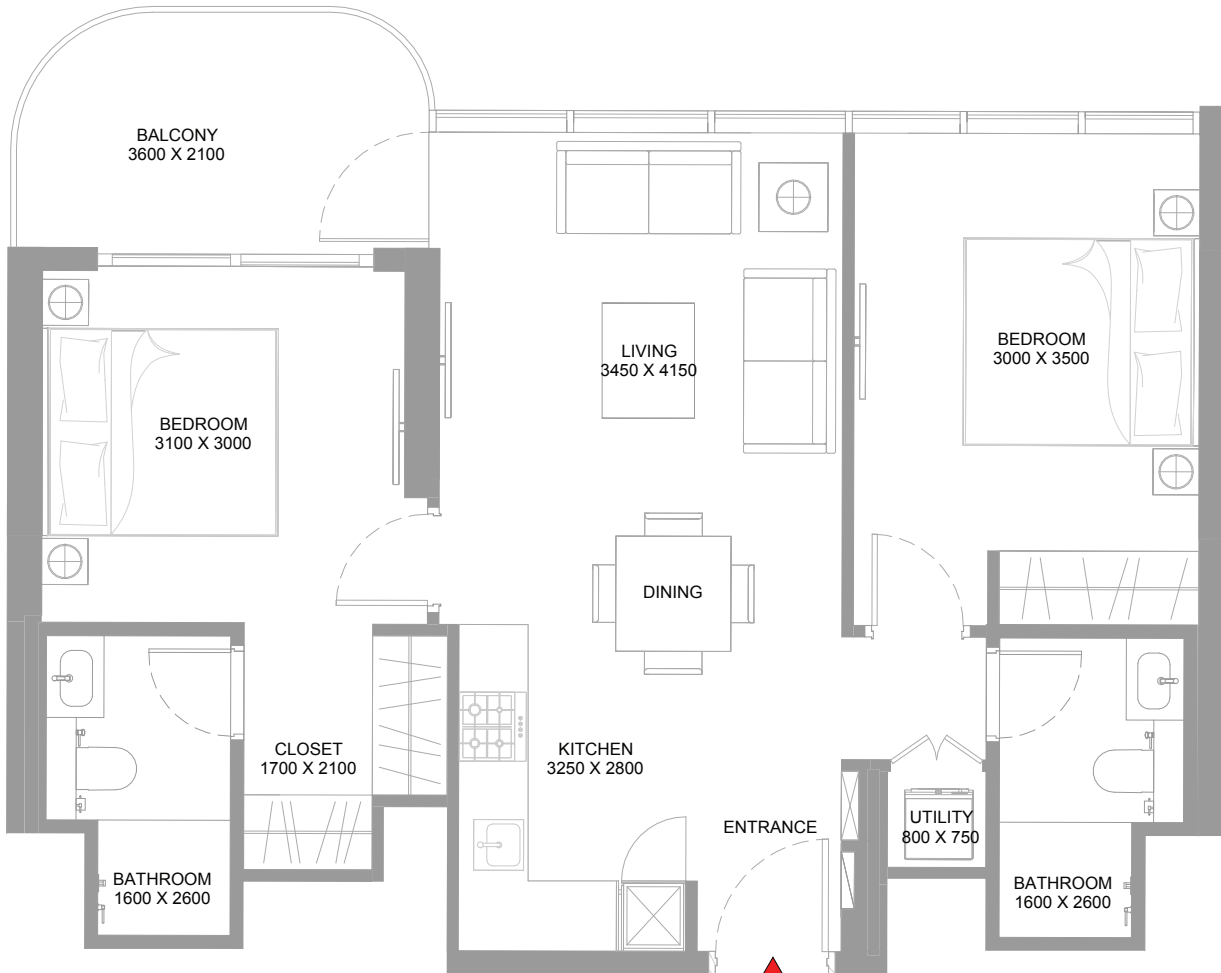
(with balcony)

TOTAL SALEABLE AREA
 SUITE = 727.64 SQ.FT.
 BALCONY = 80.73 SQ.FT.
 TOTAL RANGE = 808.37 SQ.FT.

List of unit numbers with this unit plan:

VIEWS

- Amenity
C-315, C-417
- Amenity, Marina View
C-515, C-617, C-715



2

BEDROOM
APARTMENT

TYPE C

(with balcony)

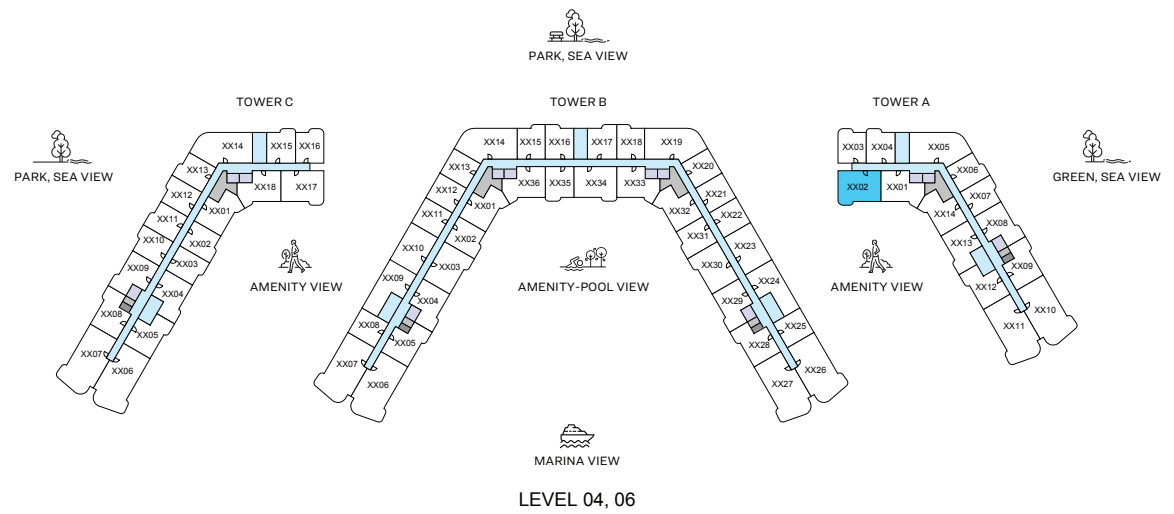
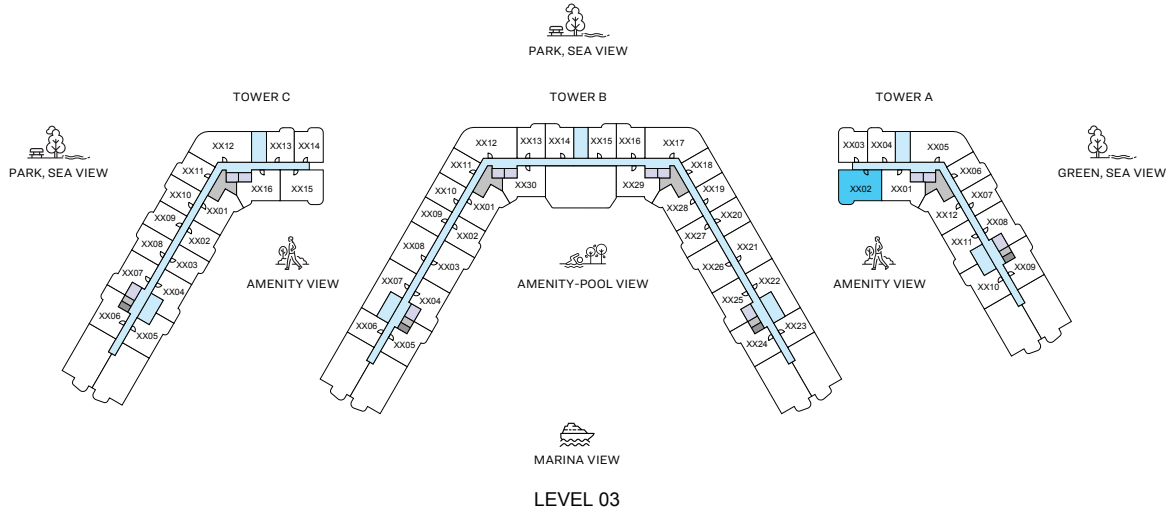
TOTAL SALEABLE AREA
 SUITE = 727.64 SQ.FT.
 BALCONY = 80.73 SQ.FT.
 TOTAL RANGE = 808.37 SQ.FT.

List of unit numbers with this unit plan:

VIEWS

Amenity
 C-315, C-417

Amenity, Marina View
 C-515, C-617, C-715



2

BEDROOM
APARTMENT

TYPE C VARIANT 1

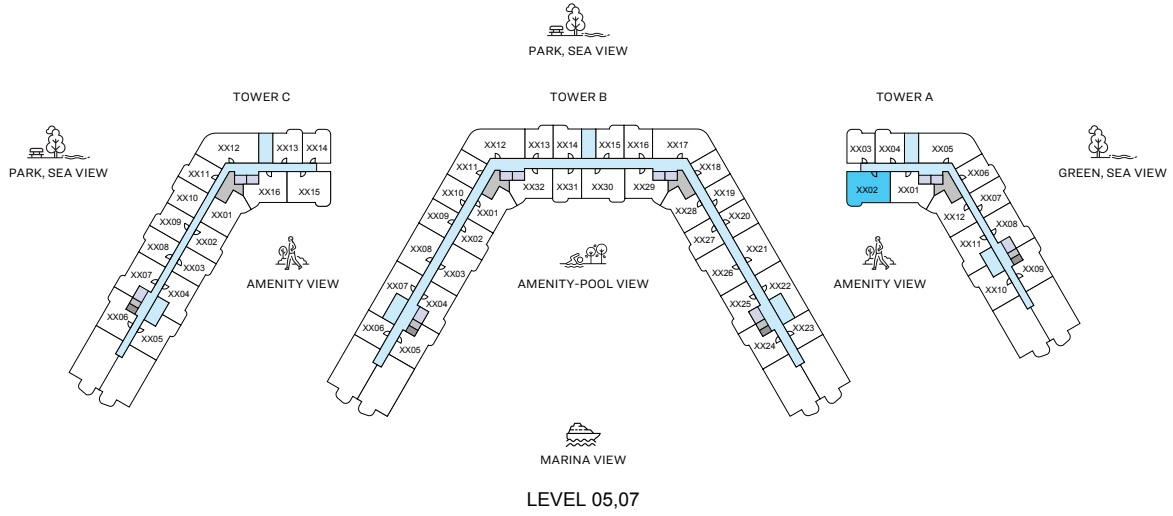
(with balcony)

TOTAL SALEABLE AREA
SUITE = 727.64 SQ.FT.
BALCONY = 80.73 SQ.FT.
TOTAL = 808.37 SQ.FT.

List of unit numbers with this unit plan:

VIEWS

- Amenity
A-302
- Amenity, Marina View
A-402, A-502, A-602, A-702



2

BEDROOM
APARTMENT

TYPE C VARIANT 1

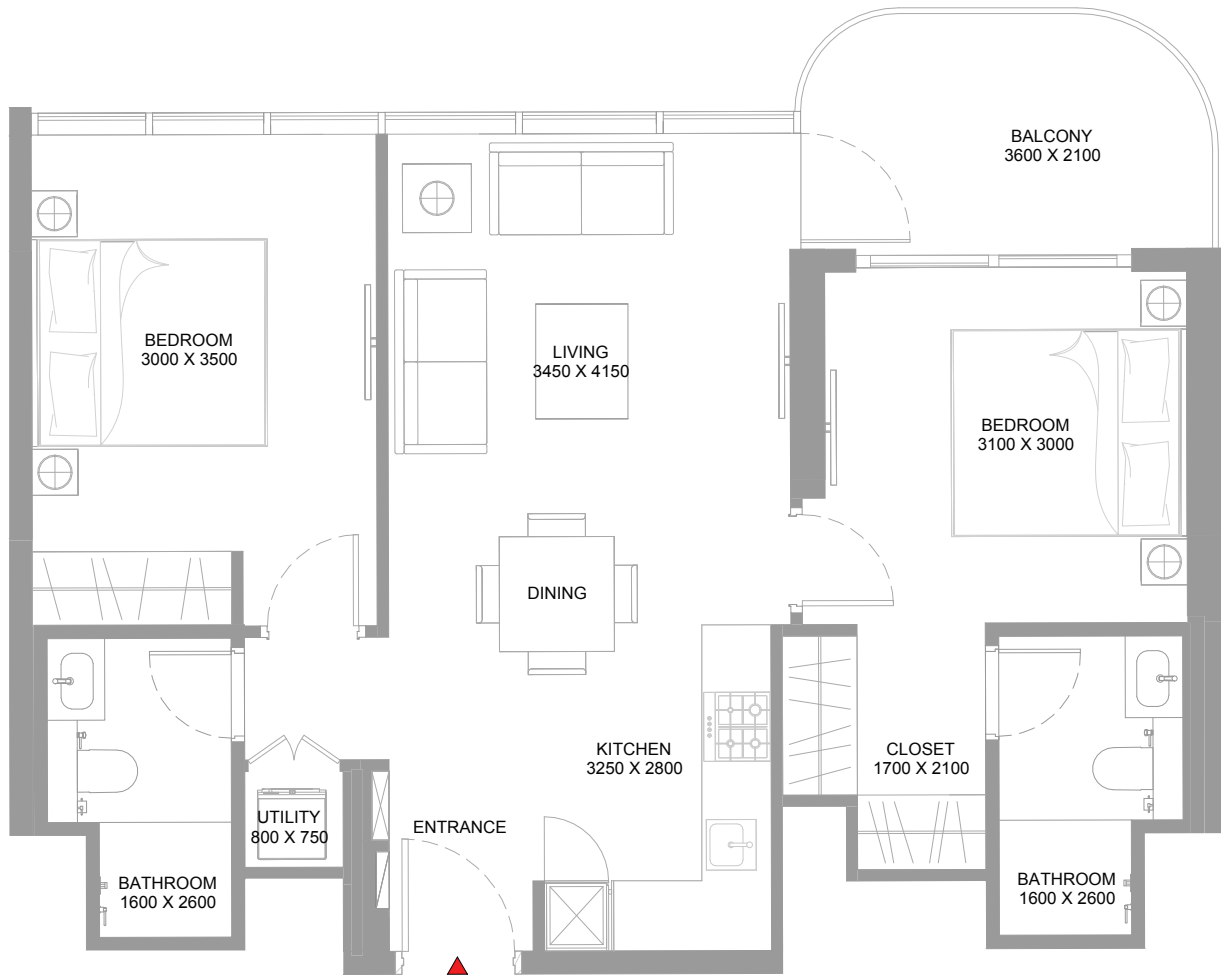
(with balcony)

TOTAL SALEABLE AREA
SUITE = 727.64 SQ.FT.
BALCONY = 80.73 SQ.FT.
TOTAL = 808.37 SQ.FT.

List of unit numbers with this unit plan:

VIEWS

- Amenity
A-302
- Amenity, Marina View
A-402, A-502, A-602, A-702



2

BEDROOM
APARTMENT

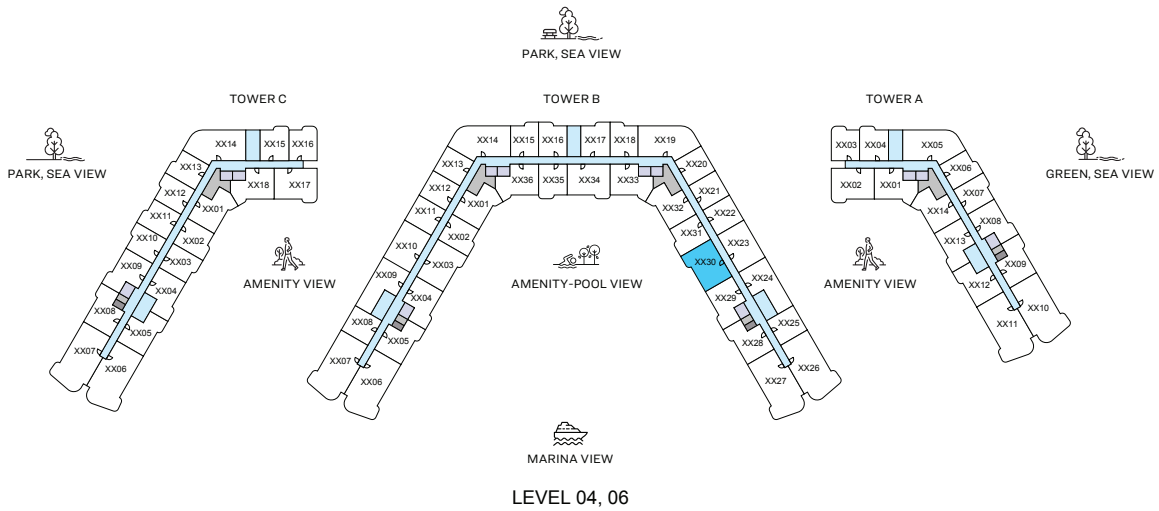
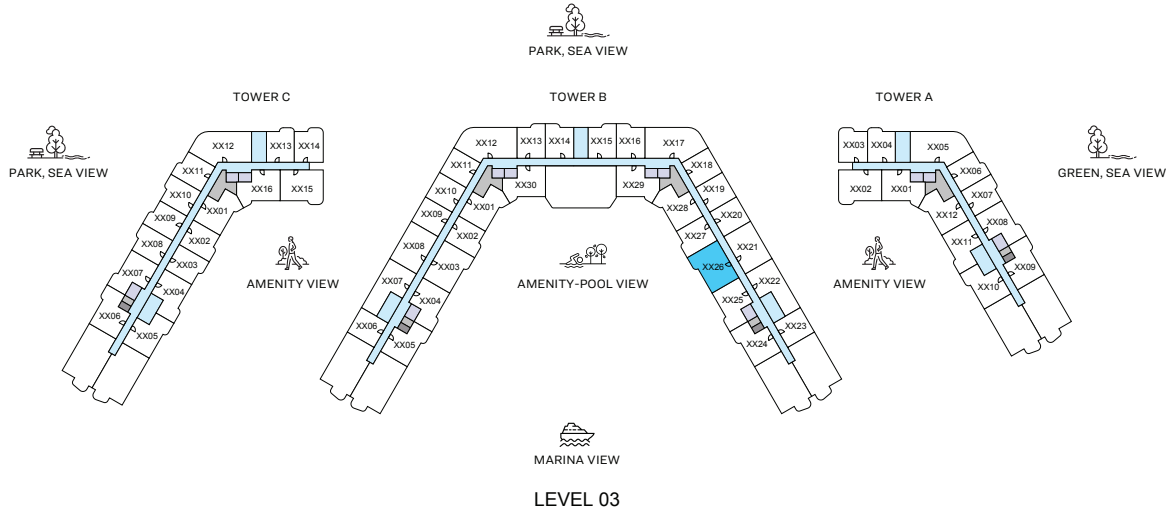
TYPE C VARIANT 1 (with balcony)

TOTAL SALEABLE AREA
SUITE = 727.64 SQ.FT.
BALCONY = 80.73 SQ.FT.
TOTAL = 808.37 SQ.FT.

List of unit numbers with this unit plan:

VIEWS

- Amenity
A-302
- Amenity, Marina View
A-402, A-502, A-602, A-702



2

BEDROOM APARTMENT

TYPE D

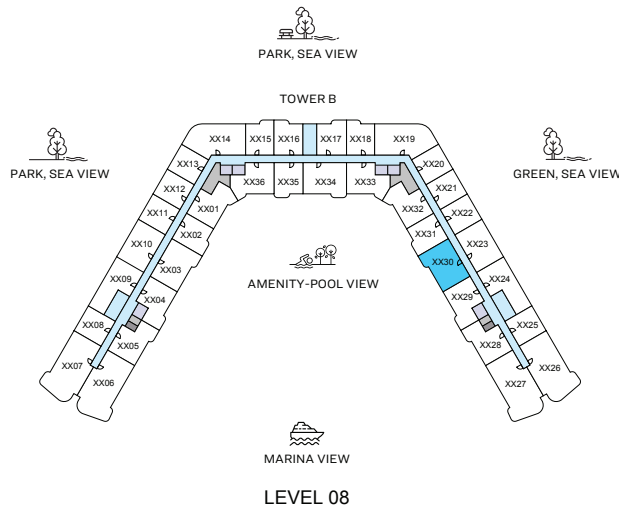
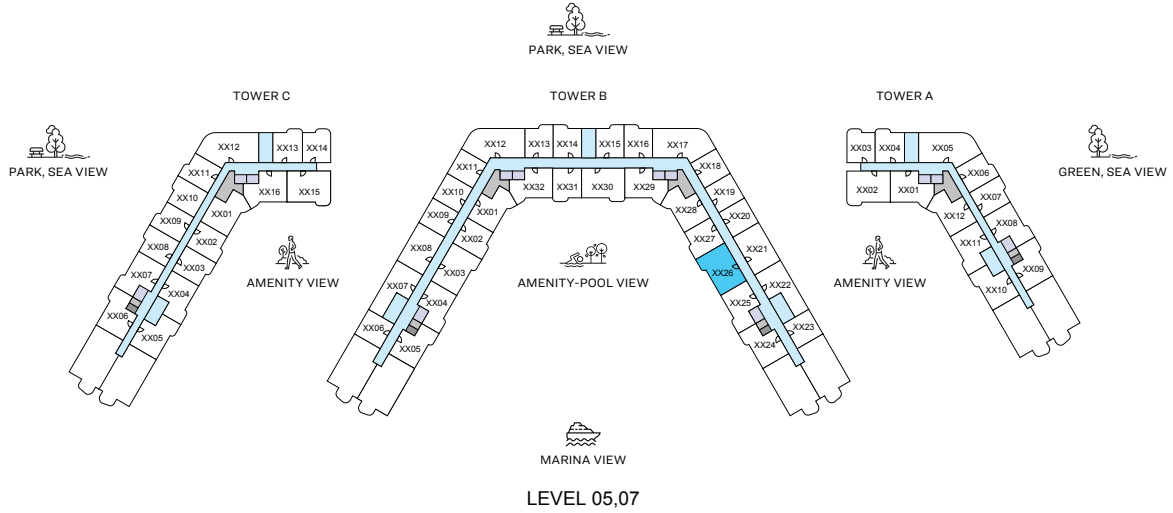
(with balcony)

TOTAL SALEABLE AREA
 SUITE = 727.75 SQ.FT.
 BALCONY = 81.05 SQ.FT.
 TOTAL RANGE = 808.80 SQ.FT.

List of unit numbers with this unit plan:

VIEWS

Amenity, Pool, Marina View
 B-326, B-430, B-526, B-630, B-726, B-830, B-926



2

BEDROOM APARTMENT

TYPE D

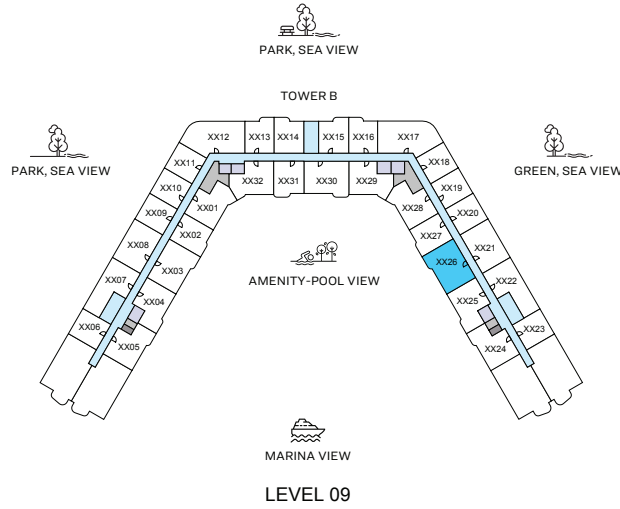
(with balcony)

TOTAL SALEABLE AREA
 SUITE = 727.75 SQ.FT.
 BALCONY = 81.05 SQ.FT.
 TOTAL RANGE = 808.80 SQ.FT.

List of unit numbers with this unit plan:

VIEWS

Amenity, Pool, Marina View
 B-326, B-430, B-526, B-630, B-726, B-830, B-926



2

BEDROOM
APARTMENT

TYPE D

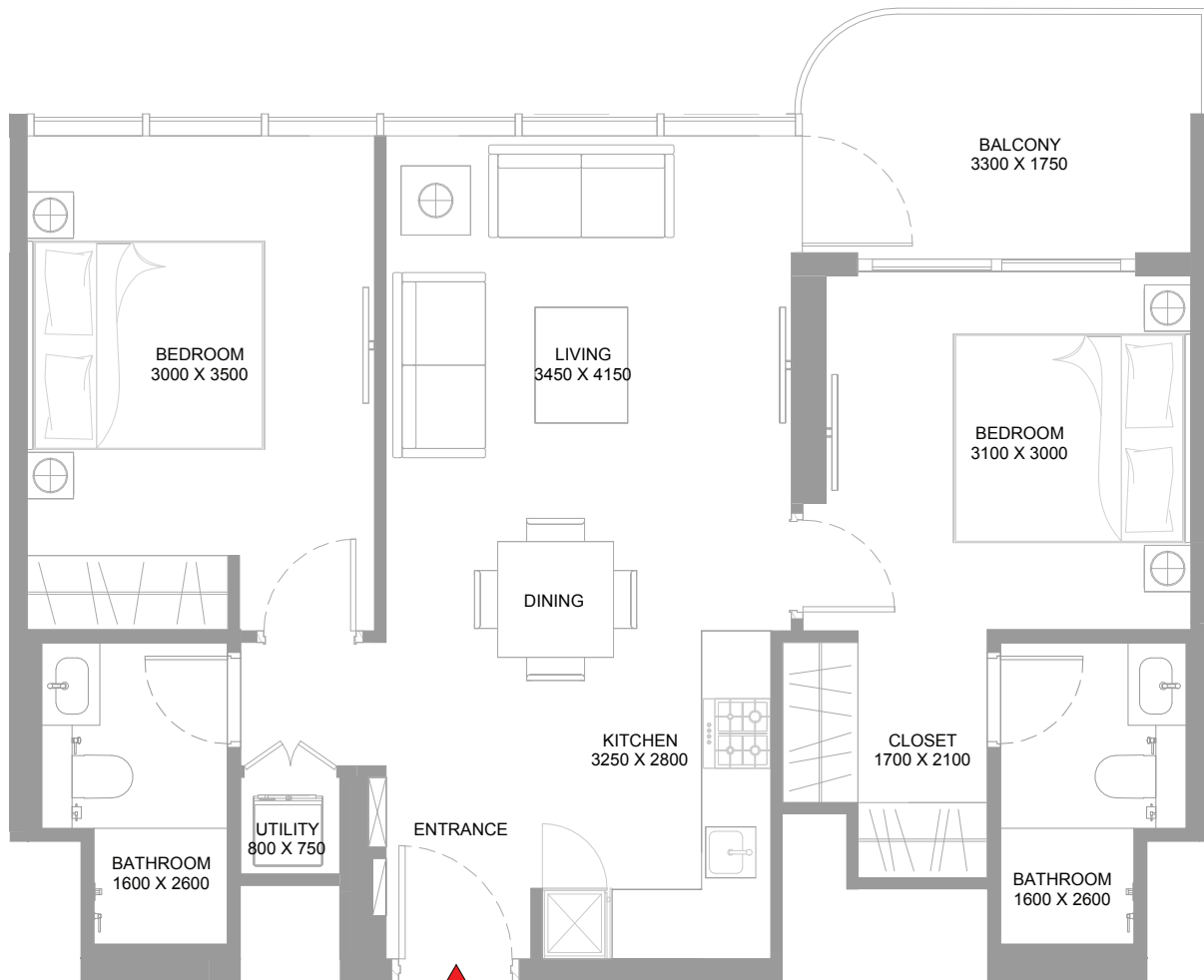
(with balcony)

TOTAL SALEABLE AREA
 SUITE = 727.75 SQ.FT.
 BALCONY = 81.05 SQ.FT.
 TOTAL RANGE = 808.80 SQ.FT.

List of unit numbers with this unit plan:

VIEWS

Amenity, Pool, Marina View
 B-326, B-430, B-526, B-630, B-726, B-830, B-926



2

BEDROOM
APARTMENT

TYPE D

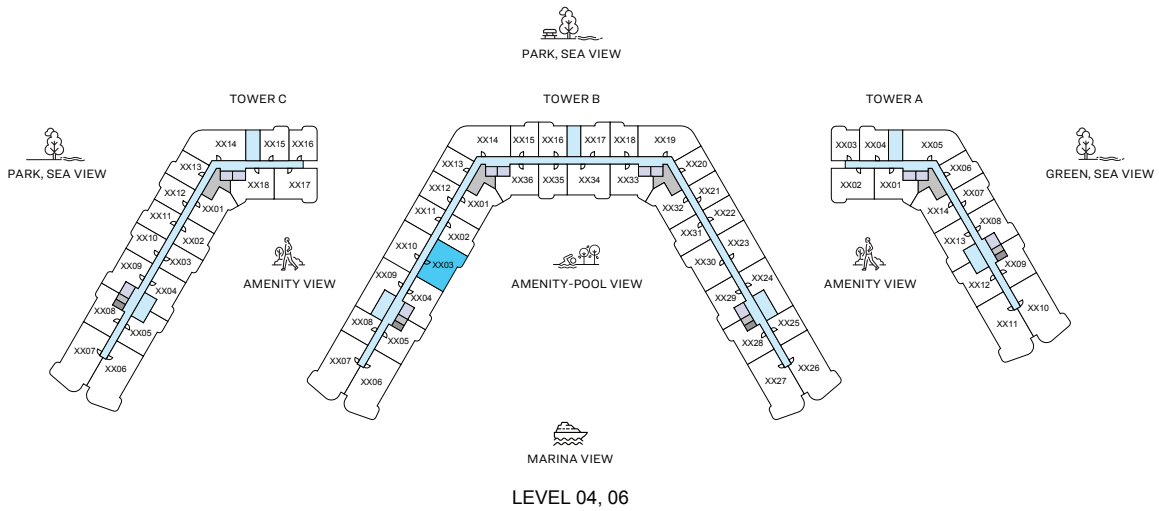
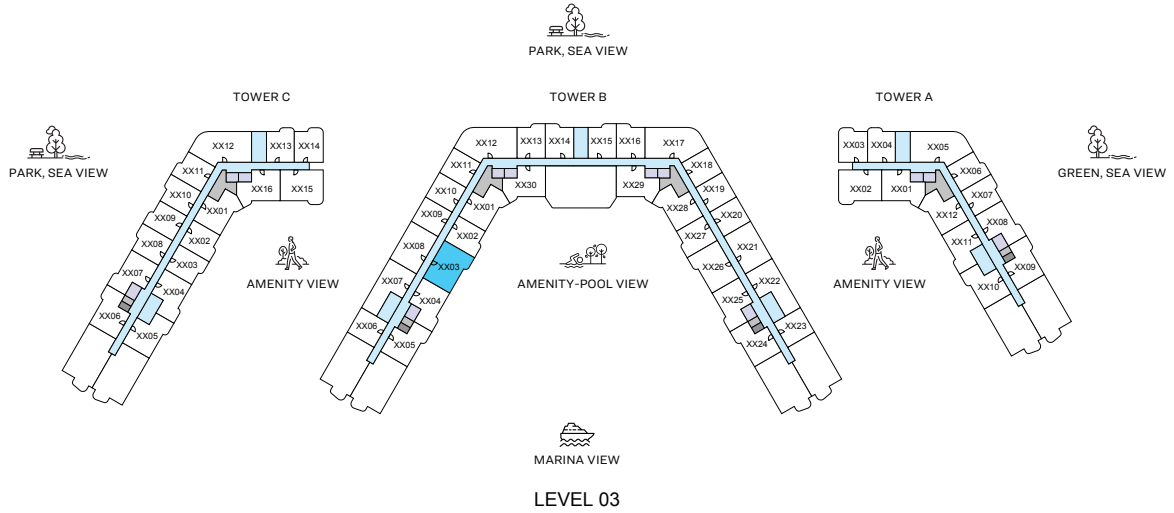
(with balcony)

TOTAL SALEABLE AREA
SUITE = 727.75 SQ.FT.
BALCONY = 81.05 SQ.FT.
TOTAL RANGE = 808.80 SQ.FT.

List of unit numbers with this unit plan:

VIEWS

Amenity, Pool, Marina View
B-326, B-430, B-526, B-630, B-726, B-830, B-926



2

BEDROOM APARTMENT

TYPE D VARIANT 1

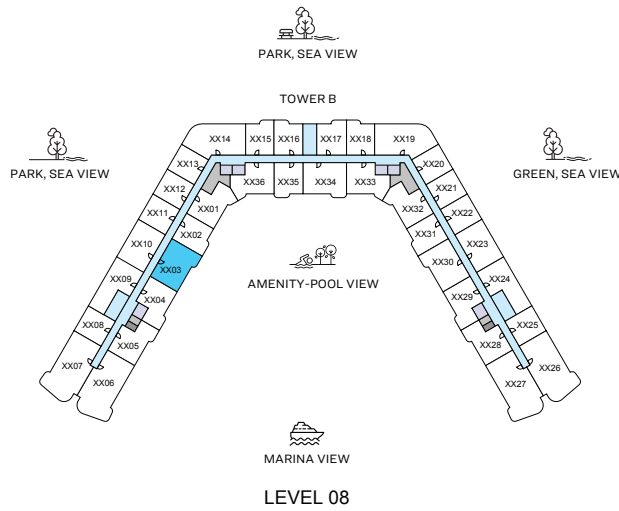
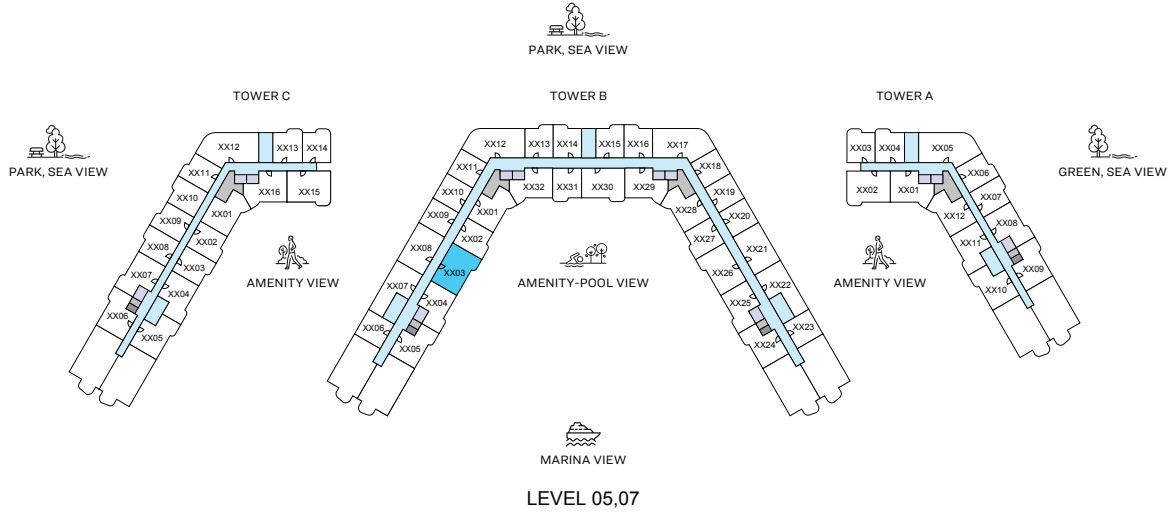
(with balcony)

TOTAL SALEABLE AREA
 SUITE RANGE = 725.38 – 727.75 SQ.FT.
 BALCONY = 81.05 SQ.FT.
 TOTAL RANGE = 806.43 – 808.80 SQ.FT.

List of unit numbers with this unit plan:

VIEWS

Amenity, Pool, Marina View
 B-303, B-403, B-503, B-603, B-703, B-803, B-903



2

BEDROOM
APARTMENT

TYPE D VARIANT 1

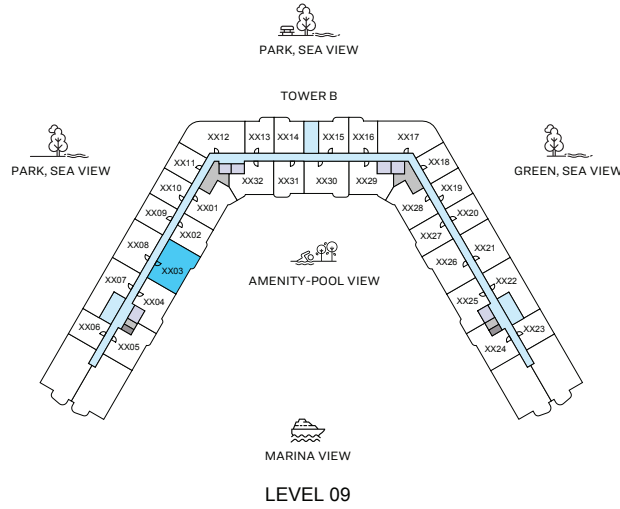
(with balcony)

TOTAL SALEABLE AREA
 SUITE RANGE = 725.38 - 727.75 SQ.FT.
 BALCONY = 81.05 SQ.FT.
 TOTAL RANGE = 806.43 - 808.80 SQ.FT.

List of unit numbers with this unit plan:

VIEWS

Amenity, Pool, Marina View
 B-303, B-403, B-503, B-603, B-703, B-803, B-903



2

BEDROOM APARTMENT

TYPE D VARIANT 1

(with balcony)

TOTAL SALEABLE AREA
 SUITE RANGE = 725.38 - 727.75 SQ.FT.
 BALCONY = 81.05 SQ.FT.
 TOTAL RANGE = 806.43 - 808.80 SQ.FT.

List of unit numbers with this unit plan:

VIEWS

Amenity, Pool, Marina View
 B-303, B-403, B-503, B-603, B-703, B-803, B-903



2

BEDROOM
APARTMENT

TYPE D VARIANT 1

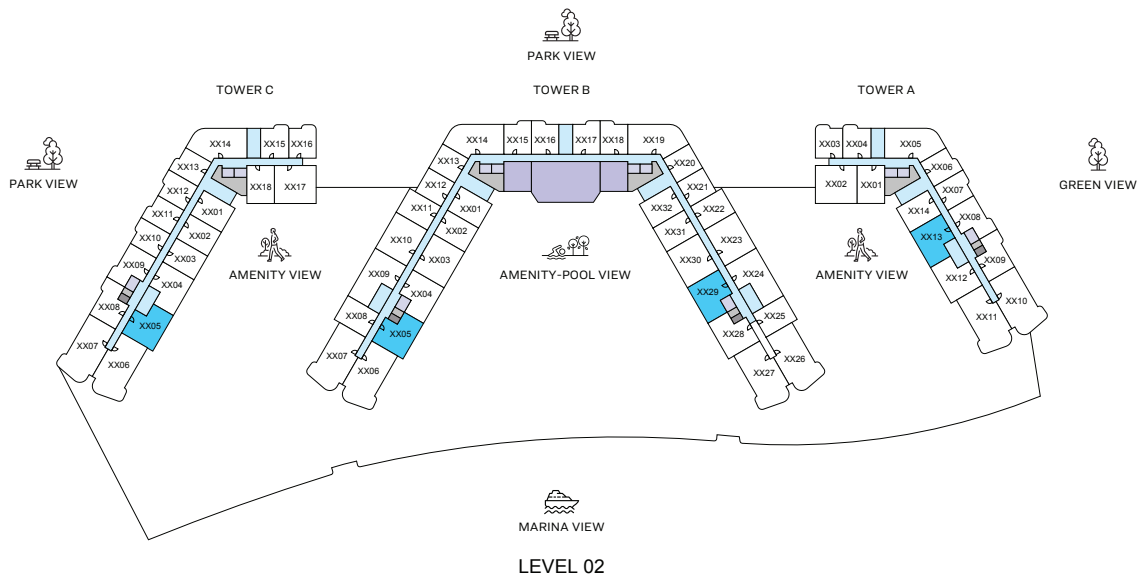
(with balcony)

TOTAL SALEABLE AREA
SUITE RANGE = 725.38 - 727.75 SQ.FT.
BALCONY = 81.05 SQ.FT.
TOTAL RANGE = 806.43 - 808.80 SQ.FT.

List of unit numbers with this unit plan:

VIEWS

Amenity, Pool, Marina View
B-303, B-403, B-503, B-603, B-703, B-803, B-903



2

BEDROOM
APARTMENT

TYPE E

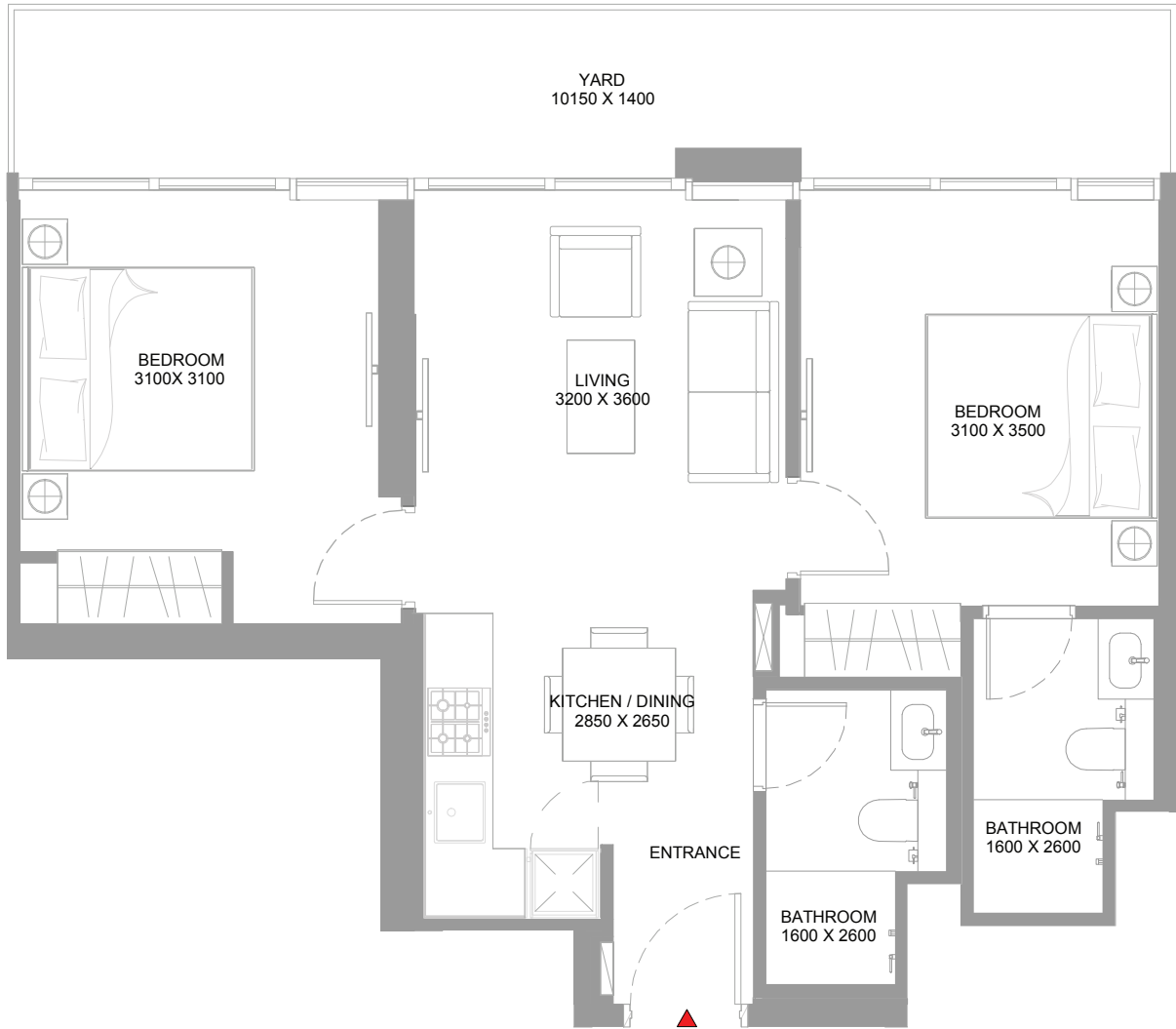
(with yard)

TOTAL SALEABLE AREA
 SUITE RANGE = 651.32 – 651.43 SQ.FT.
 YARD RANGE = 172.76 – 174.27 SQ.FT.
 TOTAL RANGE = 824.19 – 825.59 SQ.FT.

List of unit numbers with this unit plan:

VIEWS

- Amenity
A-213, C-205
- Amenity, Pool View
B-205, B-229



2

BEDROOM
APARTMENT

TYPE E

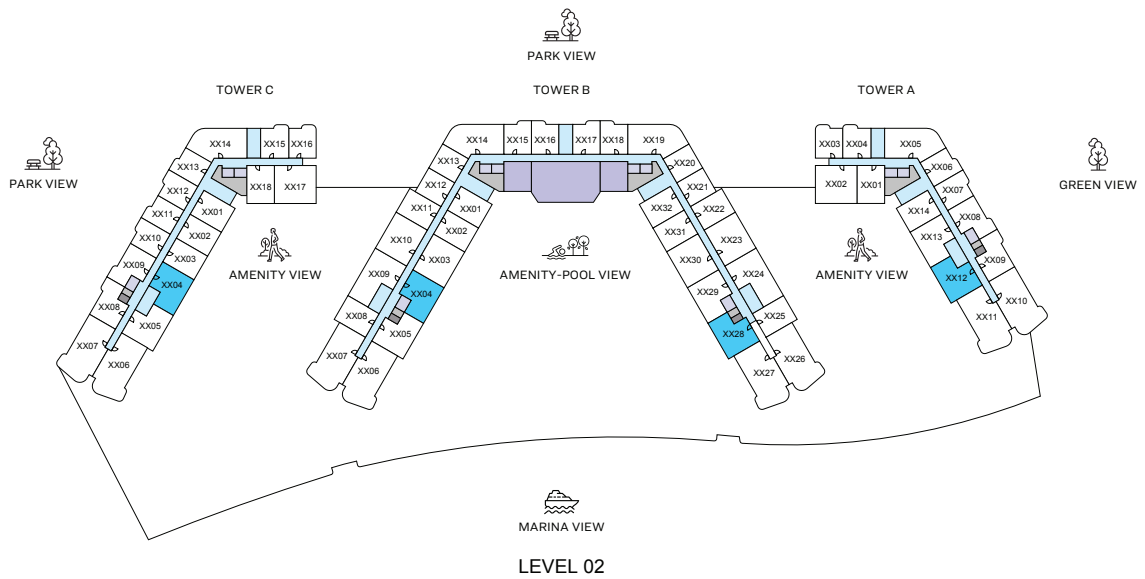
(with yard)

TOTAL SALEABLE AREA
 SUITE RANGE = 651.32 – 651.43 SQ.FT.
 YARD RANGE = 172.76 – 174.27 SQ.FT.
 TOTAL RANGE = 824.19 – 825.59 SQ.FT.

List of unit numbers with this unit plan:

VIEWS

- Amenity
A-213, C-205
- Amenity, Pool View
B-205, B-229



2

BEDROOM
APARTMENT

TYPE E VARIANT 1

(with yard)

TOTAL SALEABLE AREA
 SUITE RANGE = 647.88 – 652.83 SQ.FT.
 BALCONY RANGE = 172.76 – 175.56 SQ.FT.
 TOTAL RANGE = 823.44 – 825.81 SQ.FT.

List of unit numbers with this unit plan:

VIEWS

- Amenity
A-212, C-204
- Amenity, Pool View
B-204, B-228



2

BEDROOM
APARTMENT

TYPE E VARIANT 1

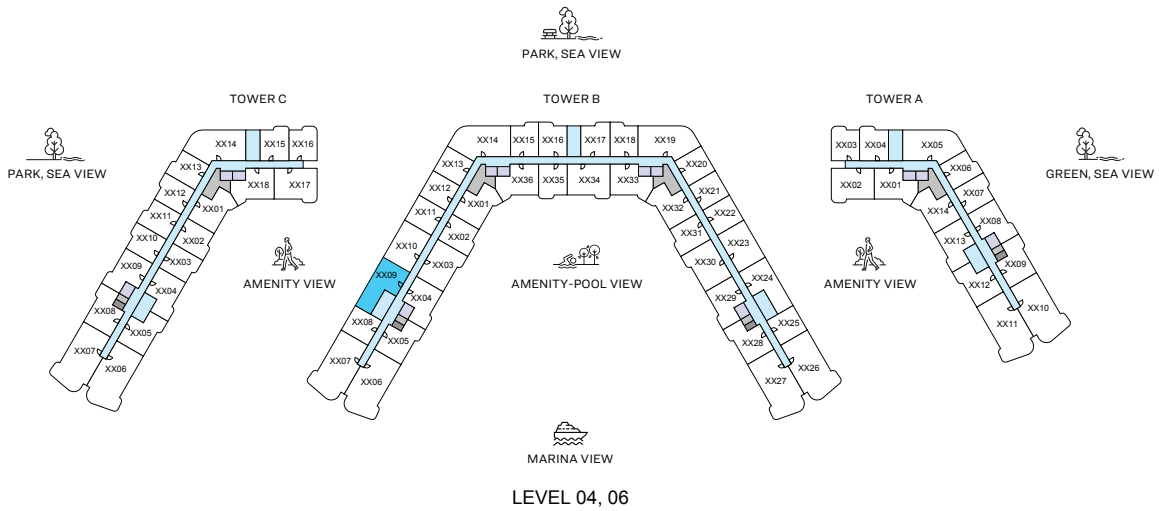
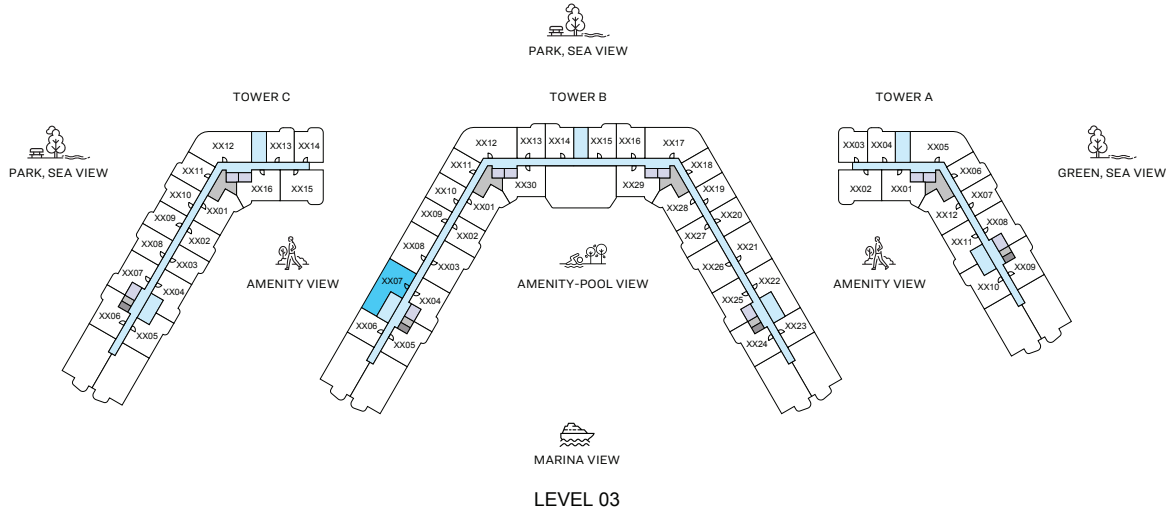
(with yard)

TOTAL SALEABLE AREA
SUITE RANGE = 647.88 – 652.83 SQ.FT.
BALCONY RANGE = 172.76 – 175.56 SQ.FT.
TOTAL RANGE = 823.44 – 825.81 SQ.FT.

List of unit numbers with this unit plan:

VIEWS

- Amenity
A-212, C-204
- Amenity, Pool View
B-204, B-228



2
BEDROOM
APARTMENT

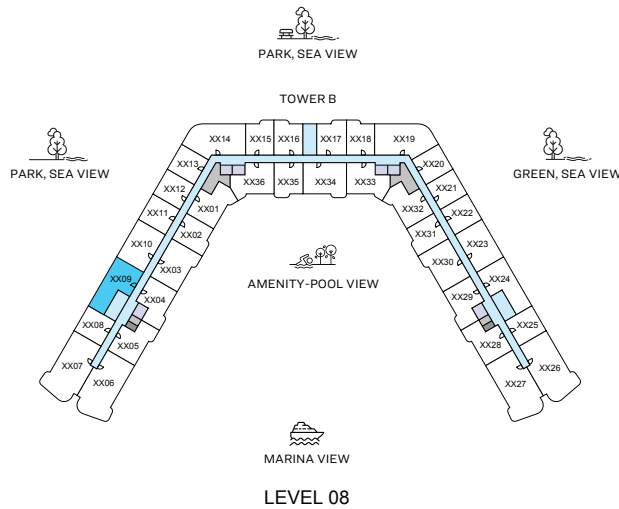
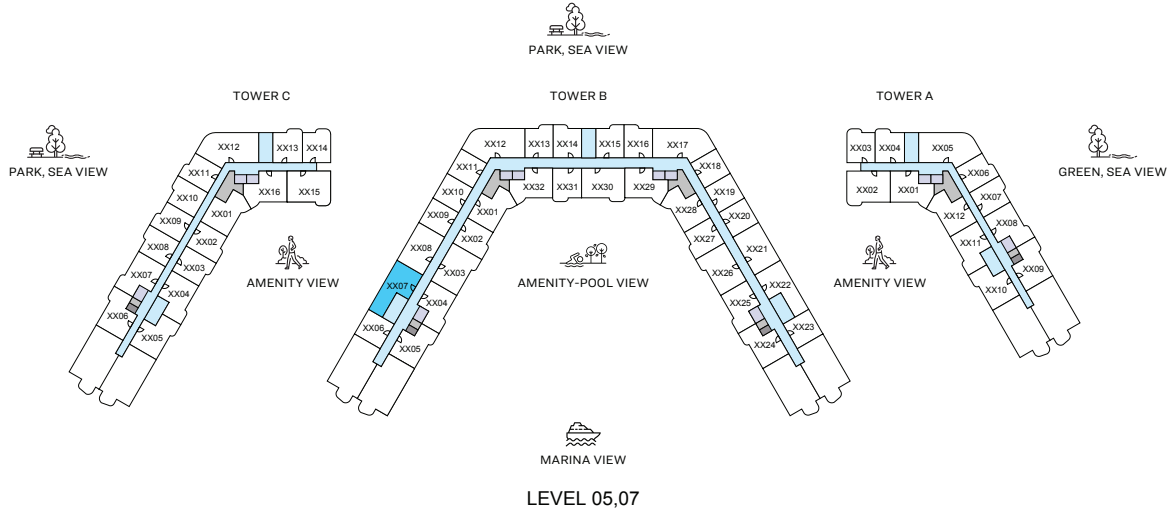
TYPE F
(with balcony)

TOTAL SALEABLE AREA
SUITE = 800.51 SQ.FT.
BALCONY = 45.10 SQ.FT.
TOTAL = 845.61 SQ.FT.

List of unit numbers with this unit plan:

IEWS

- Amenity
B-307, B-409, B-507, B-609, B-707, B-809
- Park, Sea View
B-907



2

BEDROOM APARTMENT

TYPE F

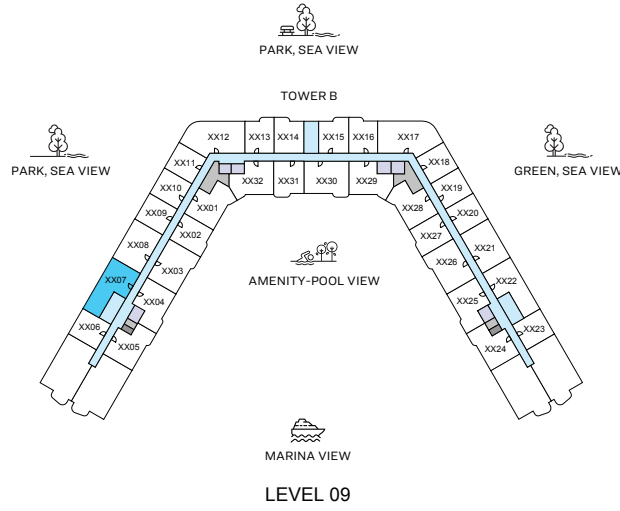
(with balcony)

TOTAL SALEABLE AREA
 SUITE = 800.51 SQ.FT.
 BALCONY = 45.10 SQ.FT.
 TOTAL = 845.61 SQ.FT.

List of unit numbers with this unit plan:

VIEWS

- Amenity
B-307, B-409, B-507, B-609, B-707, B-809
- Park, Sea View
B-907



2

BEDROOM
APARTMENT

TYPE F

(with balcony)

TOTAL SALEABLE AREA
 SUITE = 800.51 SQ.FT.
 BALCONY = 45.10 SQ.FT.
 TOTAL = 845.61 SQ.FT.

List of unit numbers with this unit plan:

VIEWS

- Amenity
B-307, B-409, B-507, B-609, B-707, B-809
- Park, Sea View
B-907



2

BEDROOM
APARTMENT

TYPE F

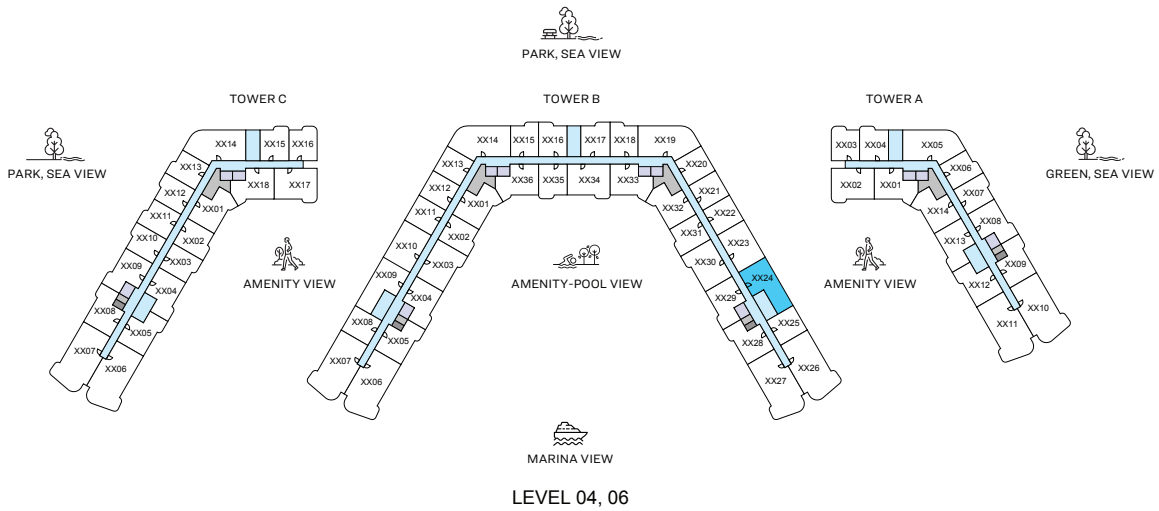
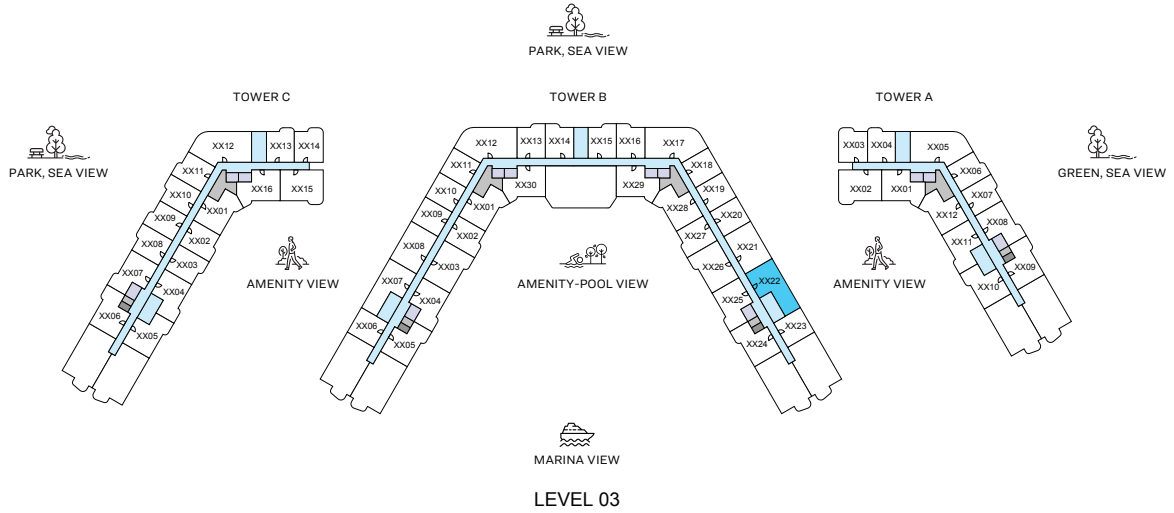
(with balcony)

TOTAL SALEABLE AREA
SUITE = 800.51 SQ.FT.
BALCONY = 45.10 SQ.FT.
TOTAL = 845.61 SQ.FT.

List of unit numbers with this unit plan:

VIEWS

Amenity
B-307, B-409, B-507, B-609, B-707, B-809
Park, Sea View
B-907



2

BEDROOM
APARTMENT

TYPE F VARIANT 1

(with balcony)

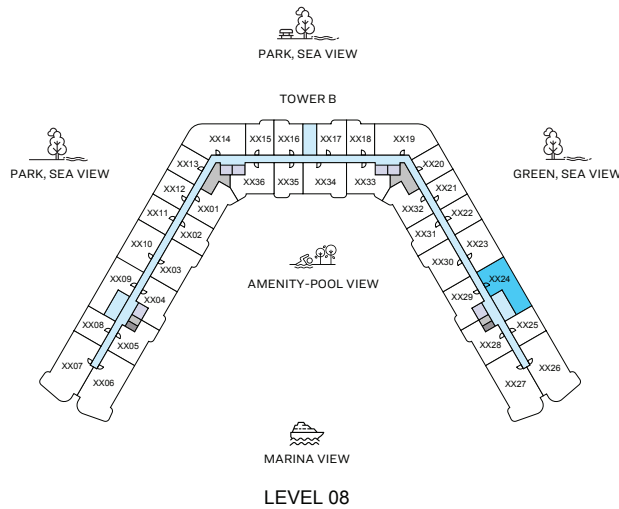
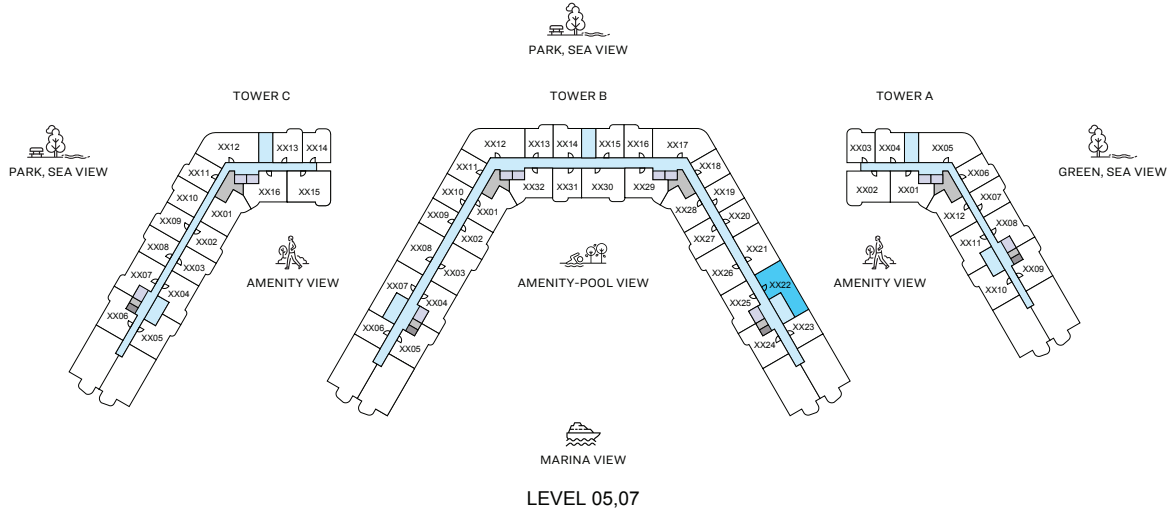
TOTAL SALEABLE AREA
SUITE = 800.62 SQ.FT.
BALCONY = 45.10 SQ.FT.
TOTAL = 845.72 SQ.FT.

List of unit numbers with this unit plan:

VIEWS

Amenity
B-322, B-424, B-522, B-624, B-722, B-824

Park, Sea View
B-922



2

BEDROOM APARTMENT

TYPE F VARIANT 1

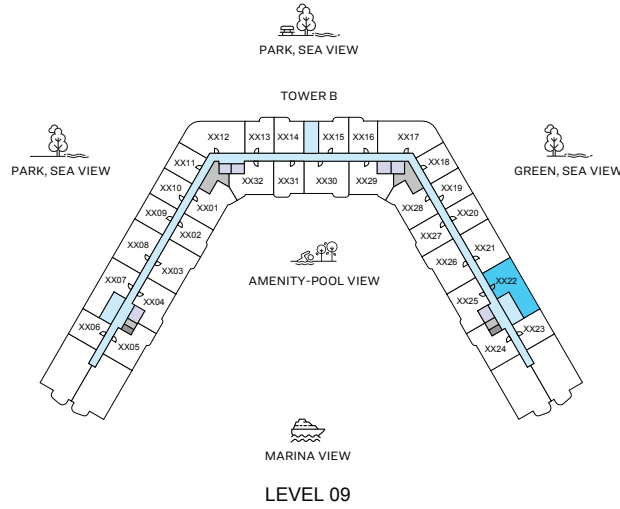
(with balcony)

TOTAL SALEABLE AREA
 SUITE = 800.62 SQ.FT.
 BALCONY = 45.10 SQ.FT.
 TOTAL = 845.72 SQ.FT.

List of unit numbers with this unit plan:

VIEWS

- Amenity
B-322, B-424, B-522, B-624, B-722, B-824
- Park, Sea View
B-922



2

BEDROOM
APARTMENT

TYPE F VARIANT 1

(with balcony)

TOTAL SALEABLE AREA
 SUITE = 800.62 SQ.FT.
 BALCONY = 45.10 SQ.FT.
 TOTAL = 845.72 SQ.FT.

List of unit numbers with this unit plan:

VIEWES

- Amenity
B-322, B-424, B-522, B-624, B-722, B-824
- Park, Sea View
B-922



2

BEDROOM
APARTMENT

TYPE F VARIANT 1

(with balcony)

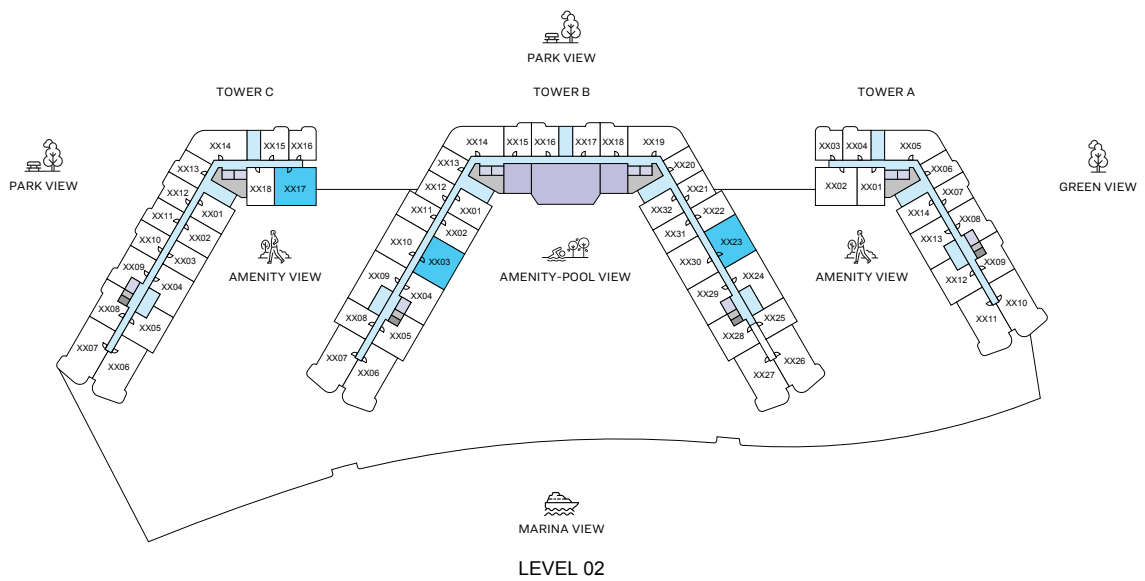
TOTAL SALEABLE AREA
SUITE = 800.62 SQ.FT.
BALCONY = 45.10 SQ.FT.
TOTAL = 845.72 SQ.FT.

List of unit numbers with this unit plan:

VIEWS

Amenity
B-322, B-424, B-522, B-624, B-722, B-824

Park, Sea View
B-922



2

BEDROOM
APARTMENT

TYPE G

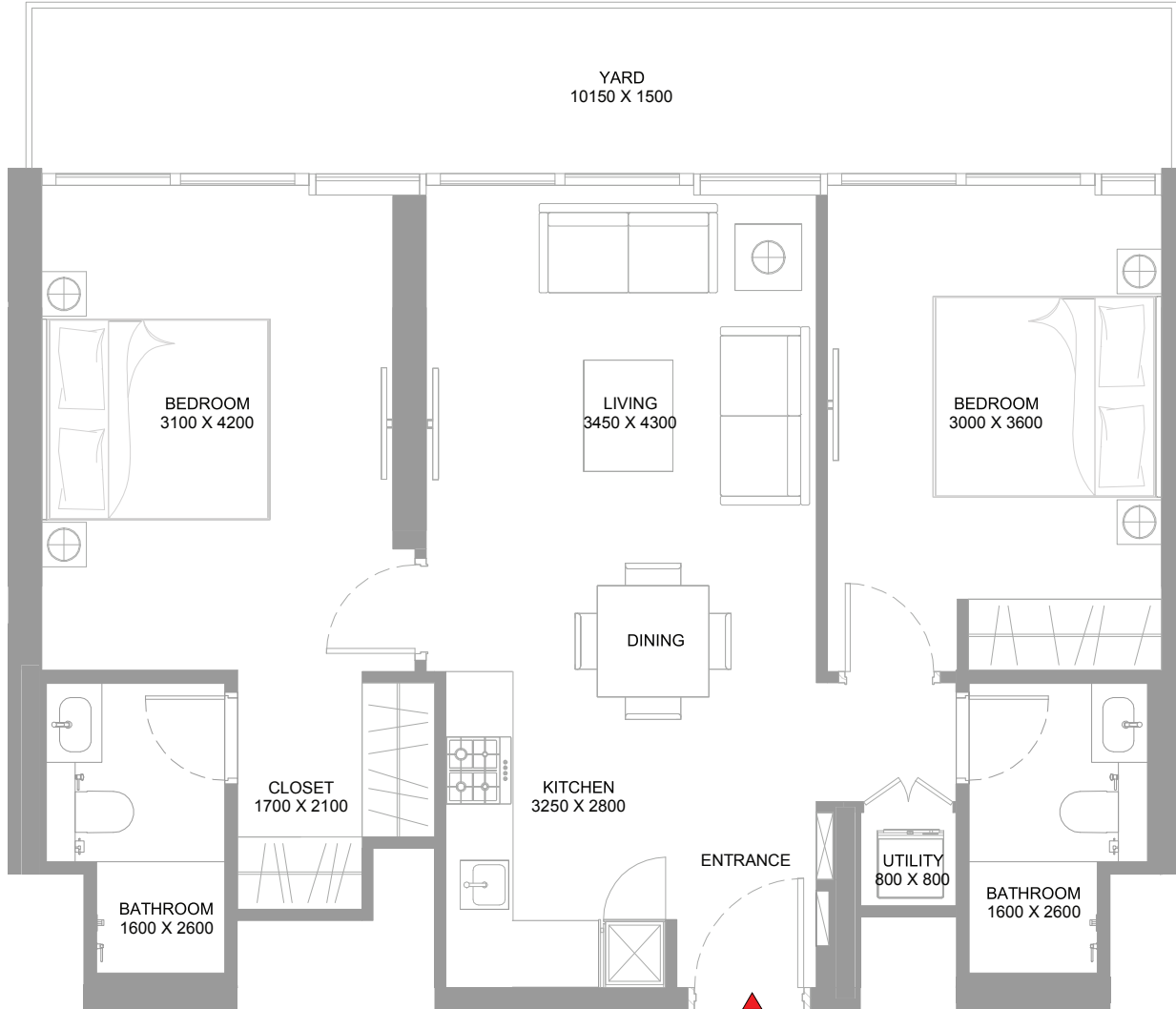
(with yard)

TOTAL SALEABLE AREA
 SUITE RANGE = 775.54 - 780.17 SQ.FT.
 YARD = 172.76 SQ.FT.
 TOTAL RANGE = 948.30 - 952.93 SQ.FT.

List of unit numbers with this unit plan:

VIEWS

- Amenity
B-223, C-217
- Amenity, Pool View
B-203



2

BEDROOM
APARTMENT

TYPE G

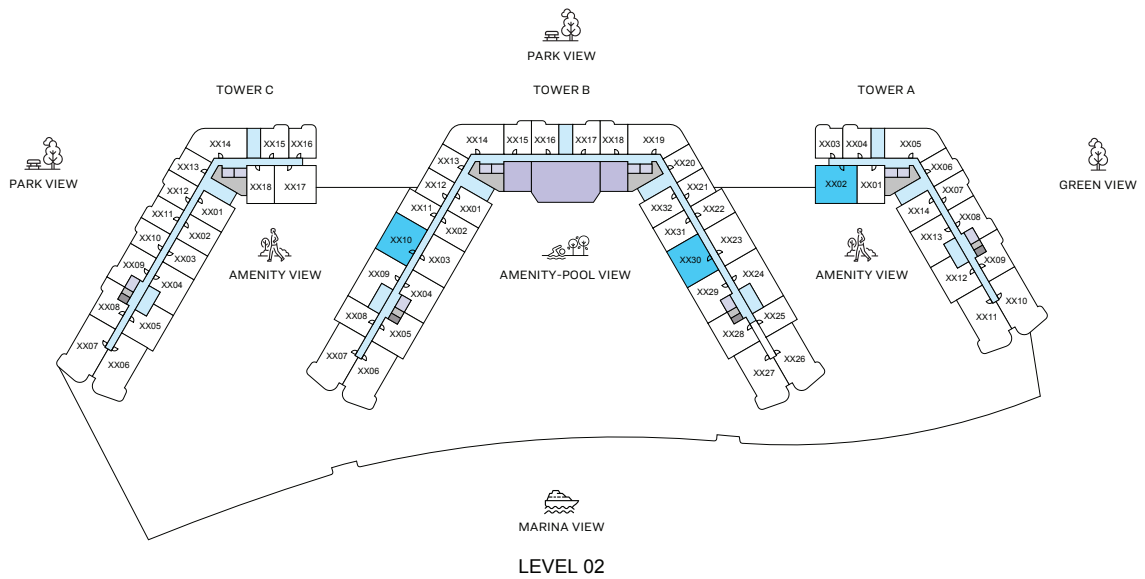
(with yard)

TOTAL SALEABLE AREA
 SUITE RANGE = 775.54 - 780.17 SQ.FT.
 YARD = 172.76 SQ.FT.
 TOTAL RANGE = 948.30 - 952.93 SQ.FT.

List of unit numbers with this unit plan:

VIEWS

- Amenity
B-223, C-217
- Amenity, Pool View
B-203



2

BEDROOM
APARTMENT

TYPE G VARIANT 1

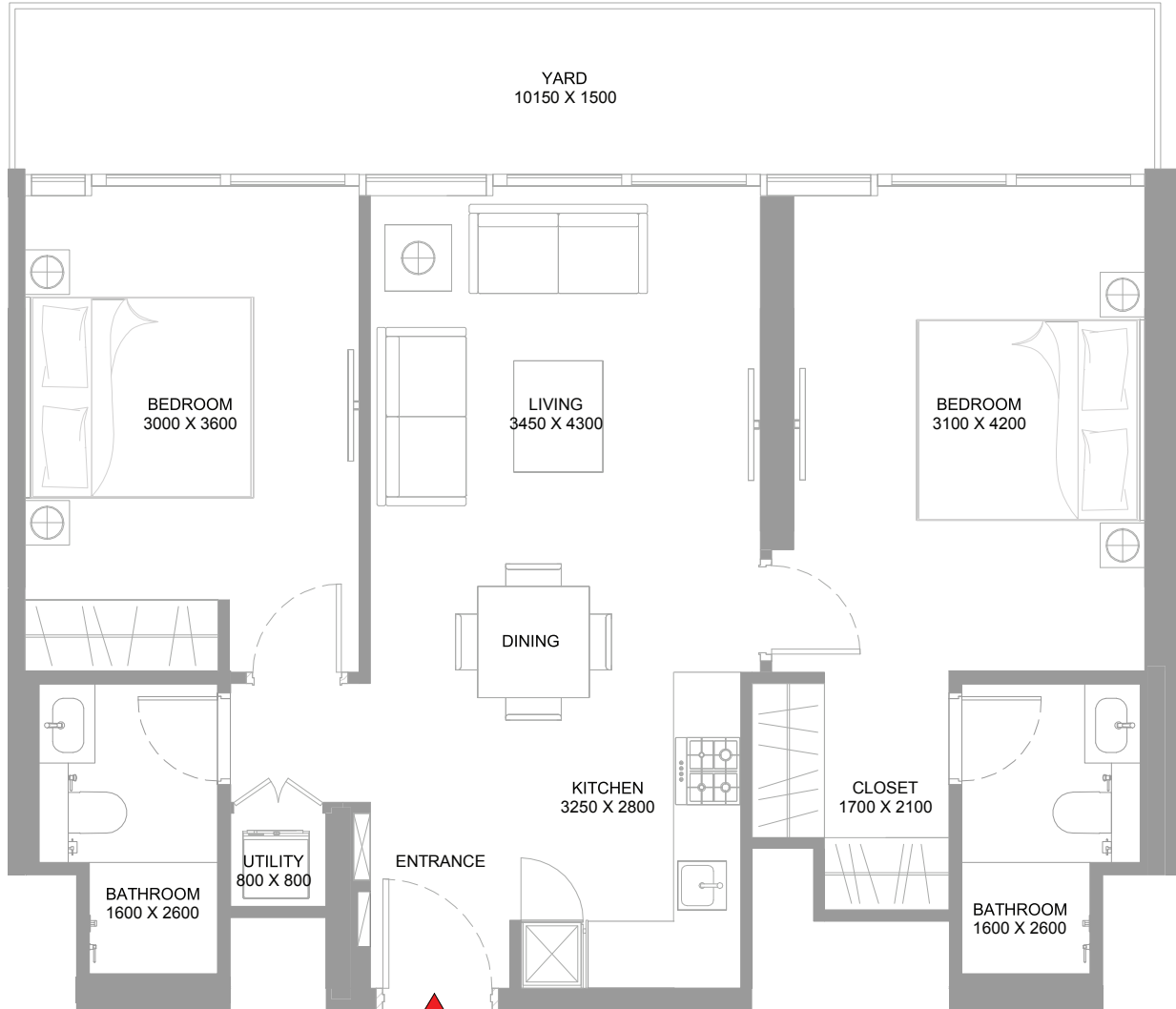
(with yard)

TOTAL SALEABLE AREA
 SUITE RANGE = 773.28 - 780.71 SQ.FT.
 YARD = 172.76 SQ.FT.
 TOTAL RANGE = 946.04 - 953.47 SQ.FT.

List of unit numbers with this unit plan:

VIEWS

- Amenity
A-202, B-210
- Amenity, Pool View
B-230



2

BEDROOM
APARTMENT

TYPE G VARIANT 1

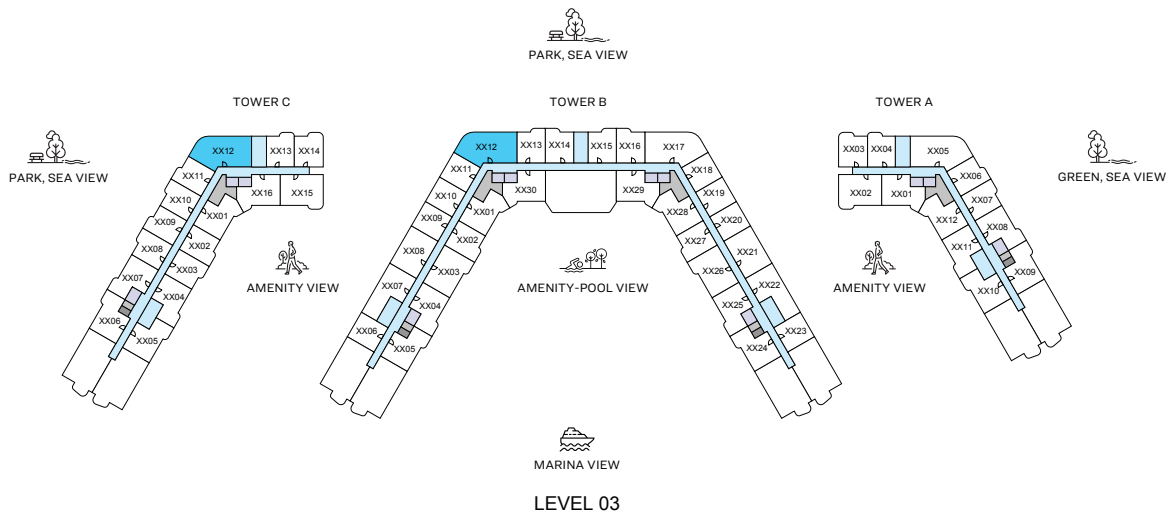
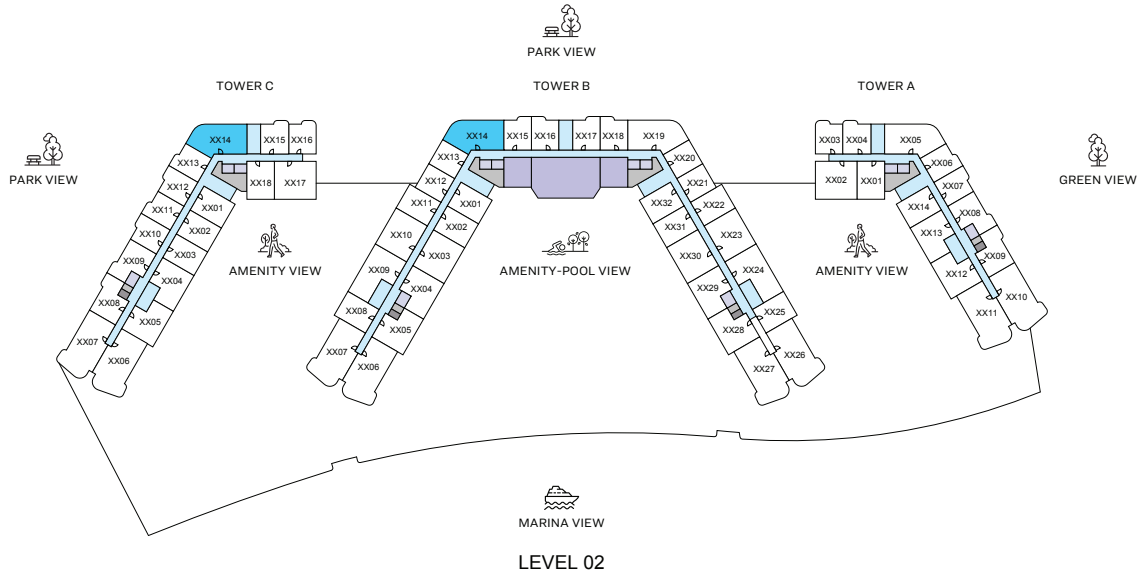
(with yard)

TOTAL SALEABLE AREA
 SUITE RANGE = 773.28 - 780.71 SQ.FT.
 YARD = 172.76 SQ.FT.
 TOTAL RANGE = 946.04 - 953.47 SQ.FT.

List of unit numbers with this unit plan:

VIEWS

- Amenity
A-202, B-210
- Amenity, Pool View
B-230



2

BEDROOM
APARTMENT

TYPE H

(with powder room + balcony)

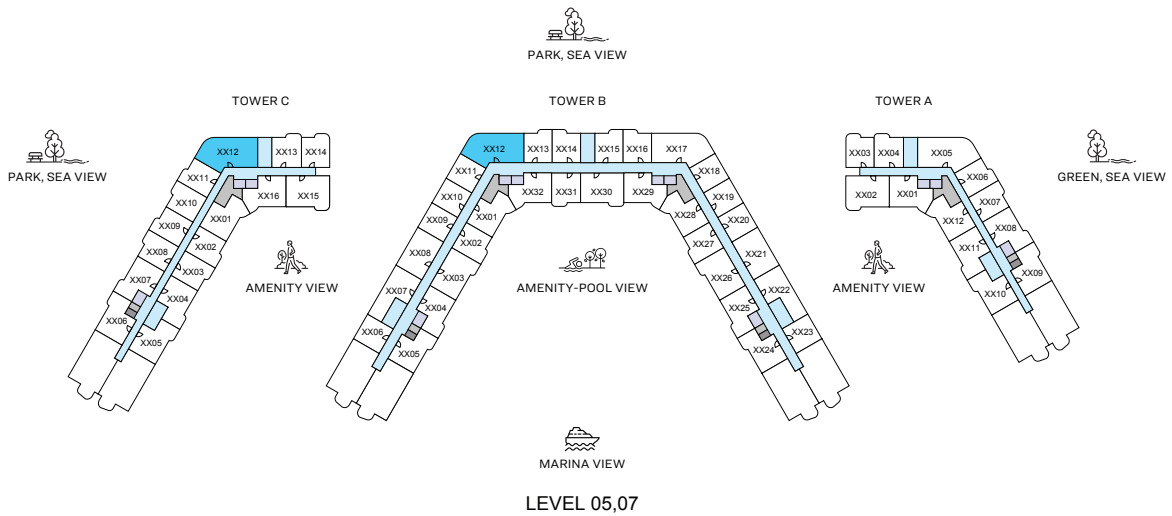
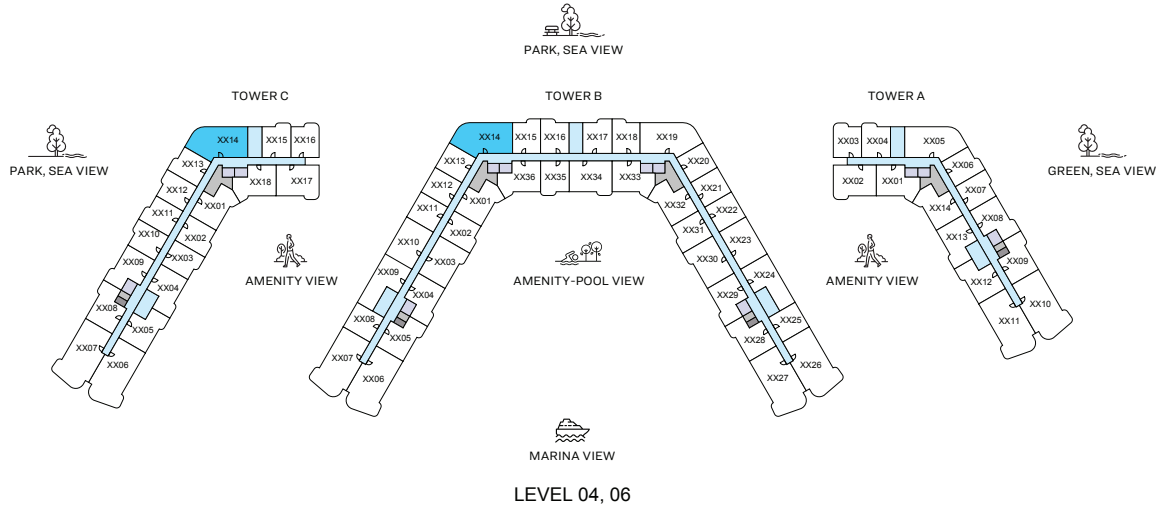
TOTAL SALEABLE AREA
 SUITE RANGE = 925.05 – 925.16 SQ.FT.
 BALCONY = 96.34 SQ.FT.
 TOTAL RANGE = 1021.39 – 1021.50 SQ.FT.

List of unit numbers with this unit plan:

VIEWS

Park View
 B-214, C-214

Park, Sea View
 B-312, C-312, B-414, C-414, B-512, C-512, B-614, C-614, B-712, C-712, B-814, B-912



2

BEDROOM APARTMENT

TYPE H

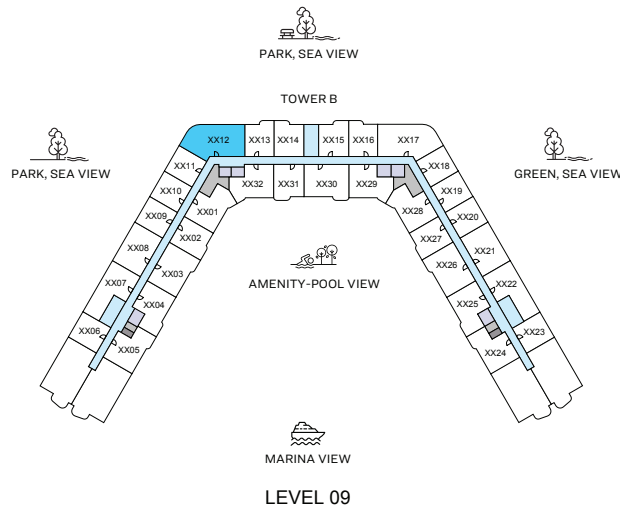
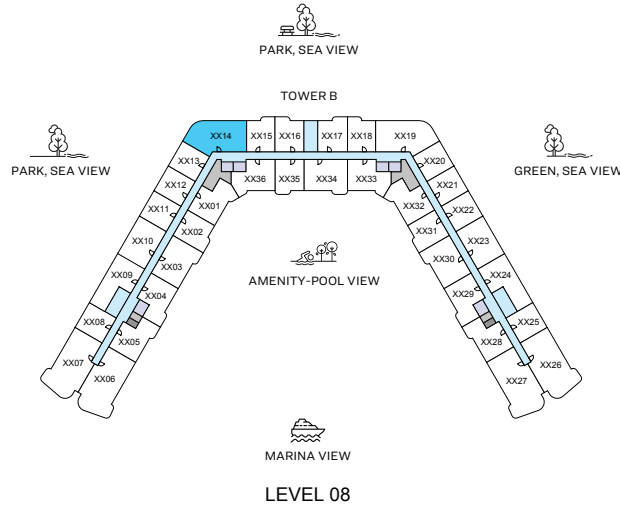
(with powder room + balcony)

TOTAL SALEABLE AREA
 SUITE RANGE = 925.05 – 925.16 SQ.FT.
 BALCONY = 96.34 SQ.FT.
 TOTAL RANGE = 1021.39 – 1021.50 SQ.FT.

List of unit numbers with this unit plan:

VIEWS

- Park View
B-214, C-214
- Park, Sea View
B-312, C-312, B-414, C-414, B-512, C-512, B-614, C-614, B-712, C-712, B-814, B-912



2

BEDROOM
APARTMENT

TYPE H

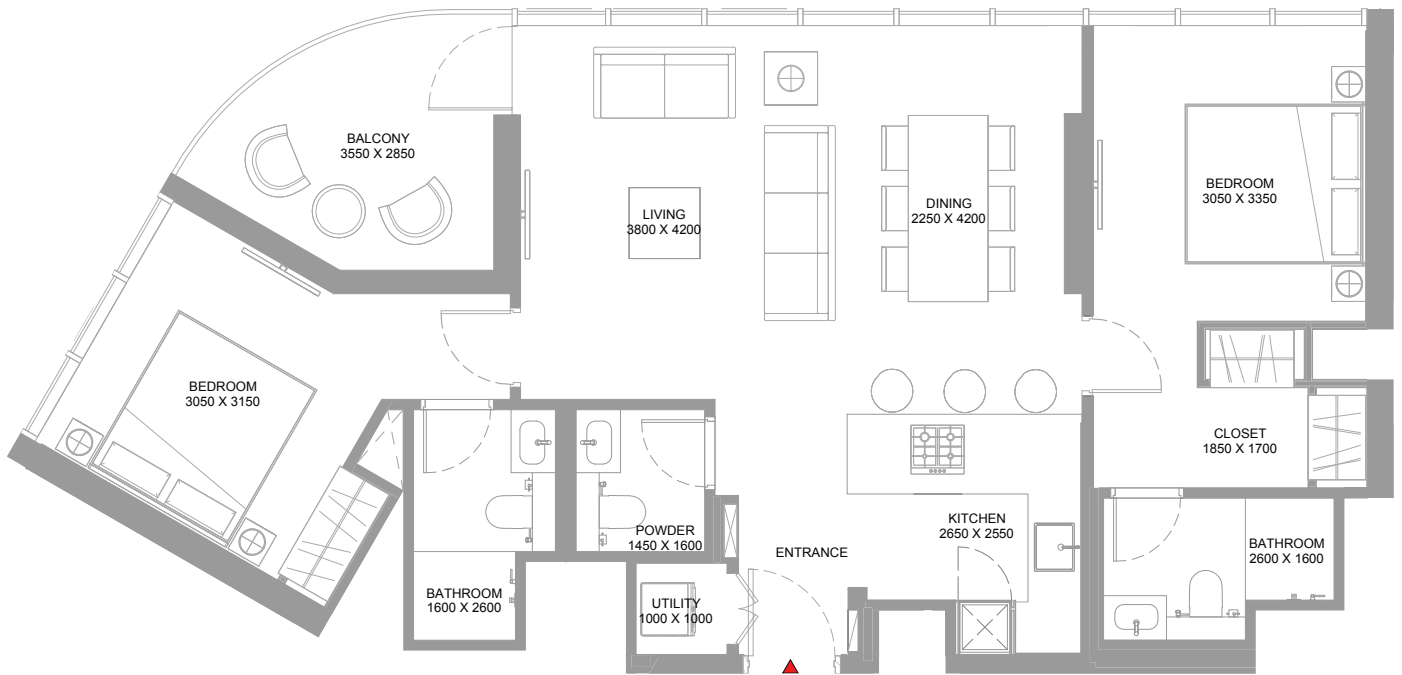
(with powder room + balcony)

TOTAL SALEABLE AREA
 SUITE RANGE = 925.05 – 925.16 SQ.FT.
 BALCONY = 96.34 SQ.FT.
 TOTAL RANGE = 1021.39 – 1021.50 SQ.FT.

List of unit numbers with this unit plan:

VIEWS

- Park View
B-214, C-214
- Park, Sea View
B-312, C-312, B-414, C-414, B-512, C-512, B-614, C-614, B-712, C-712, B-814, B-912



2

BEDROOM
APARTMENT

TYPE H

(with powder room + balcony)

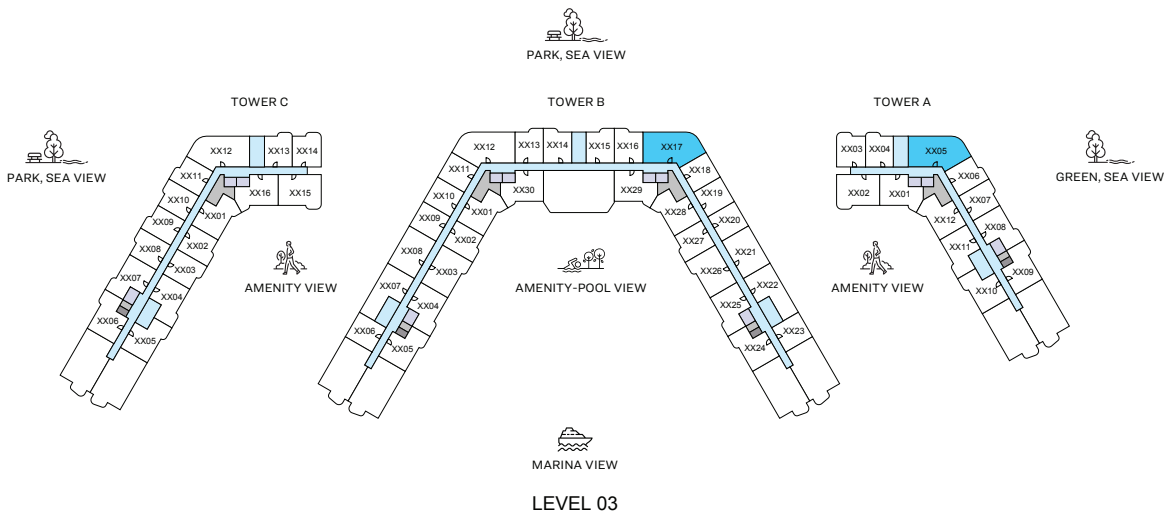
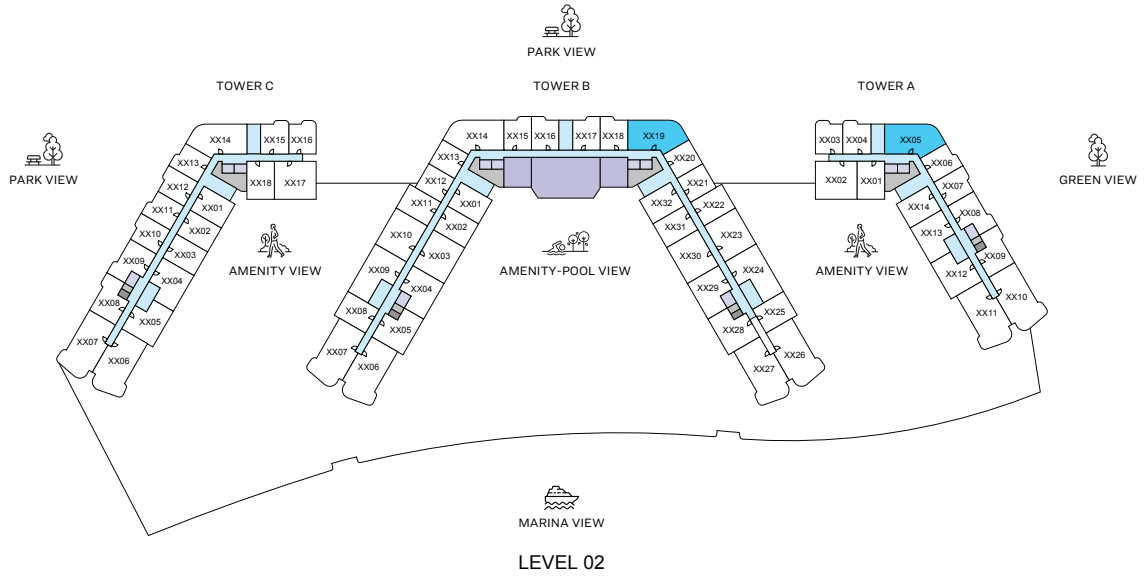
TOTAL SALEABLE AREA
 SUITE RANGE = 925.05 – 925.16 SQ.FT.
 BALCONY = 96.34 SQ.FT.
 TOTAL RANGE = 1021.39 – 1021.50 SQ.FT.

List of unit numbers with this unit plan:

VIEWS

Park View
 B-214, C-214

Park, Sea View
 B-312, C-312, B-414, C-414, B-512, C-512, B-614, C-614, B-712, C-712, B-814, B-912



2

BEDROOM APARTMENT

TYPE H VARIANT 1

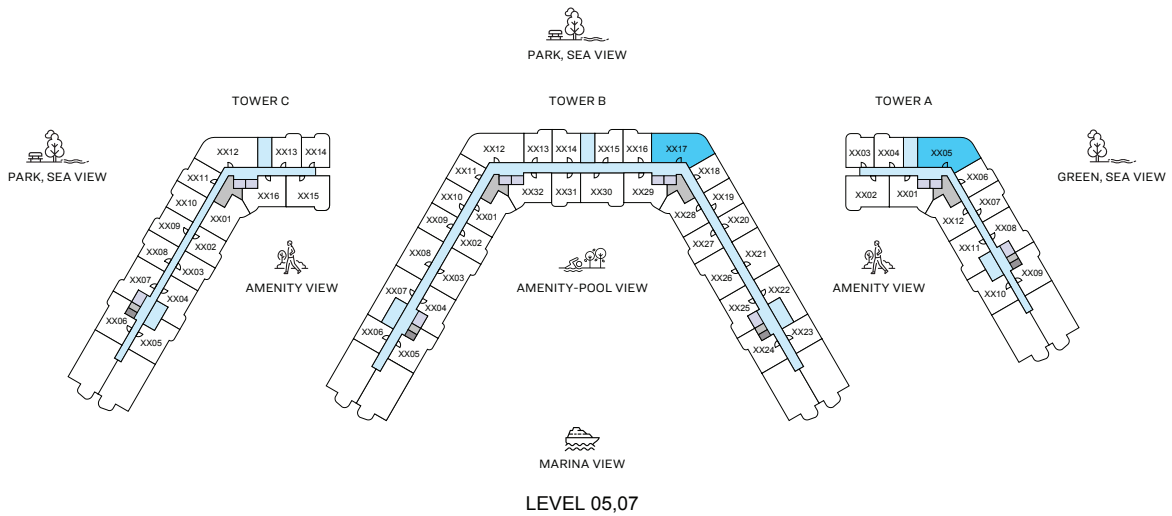
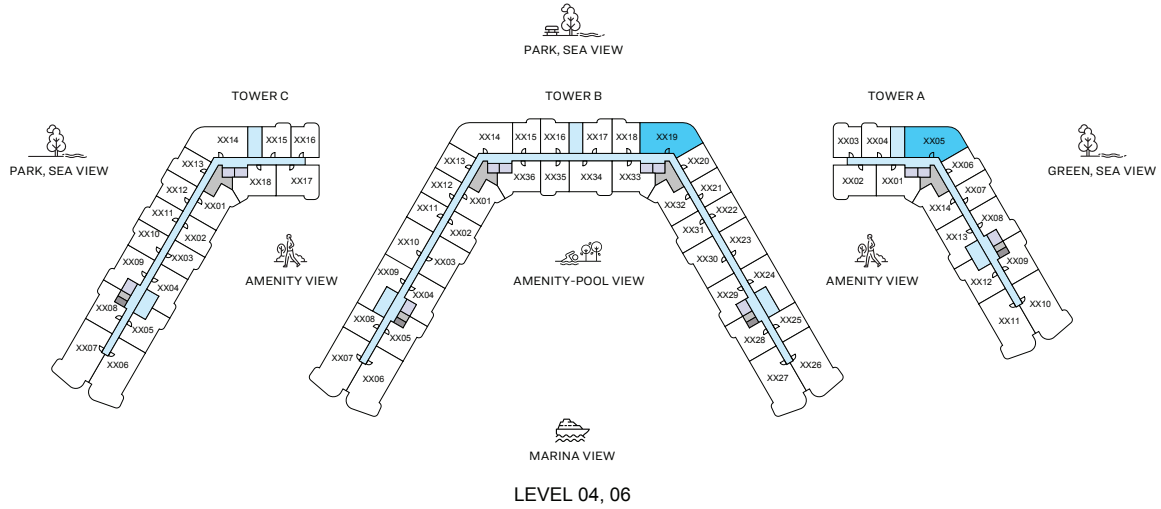
(with powder room + balcony)

TOTAL SALEABLE AREA
 SUITE RANGE = 924.84 – 925.16 SQ.FT.
 BALCONY = 96.34 SQ.FT.
 TOTAL RANGE = 1021.17 – 1021.50 SQ.FT.

List of unit numbers with this unit plan:

VIEWS

- Park View
A-205, B-219
- Park, Sea View
A-305, B-317, A-405, B-419, A-505, B-517, A-605, B-619, A-705, B-717, B-819, B-917



2

BEDROOM APARTMENT

TYPE H VARIANT 1

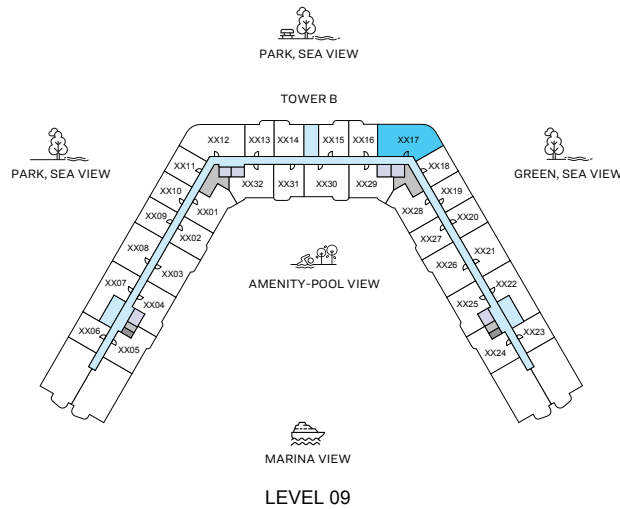
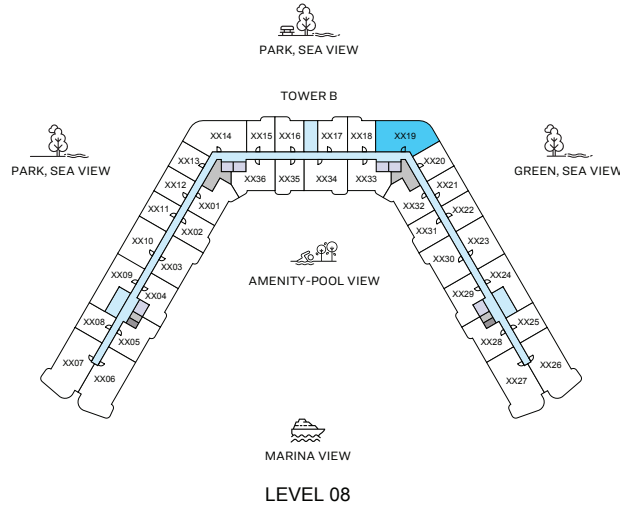
(with powder room + balcony)

TOTAL SALEABLE AREA
 SUITE RANGE = 924.84 – 925.16 SQ.FT.
 BALCONY = 96.34 SQ.FT.
 TOTAL RANGE = 1021.17 – 1021.50 SQ.FT.

List of unit numbers with this unit plan:

VIEWS

- Park View
A-205, B-219
- Park, Sea View
A-305, B-317, A-405, B-419, A-505, B-517, A-605, B-619, A-705, B-717, B-819, B-917



2

BEDROOM
APARTMENT

TYPE H VARIANT 1

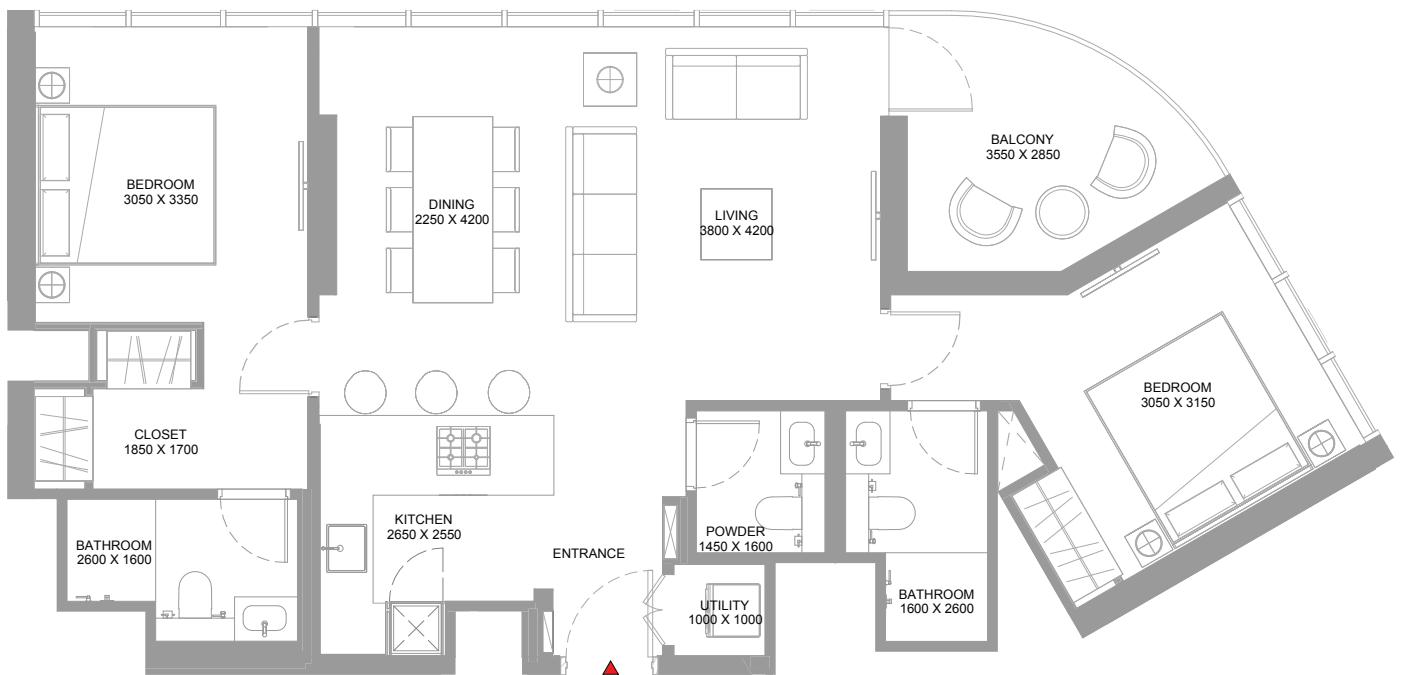
(with powder room + balcony)

TOTAL SALEABLE AREA
 SUITE RANGE = 924.84 – 925.16 SQ.FT.
 BALCONY = 96.34 SQ.FT.
 TOTAL RANGE = 1021.17 – 1021.50 SQ.FT.

List of unit numbers with this unit plan:

VIEWS

- Park View
A-205, B-219
- Park, Sea View
A-305, B-317, A-405, B-419, A-505, B-517, A-605, B-619, A-705, B-717, B-819, B-917



2

BEDROOM
APARTMENT

TYPE H VARIANT 1

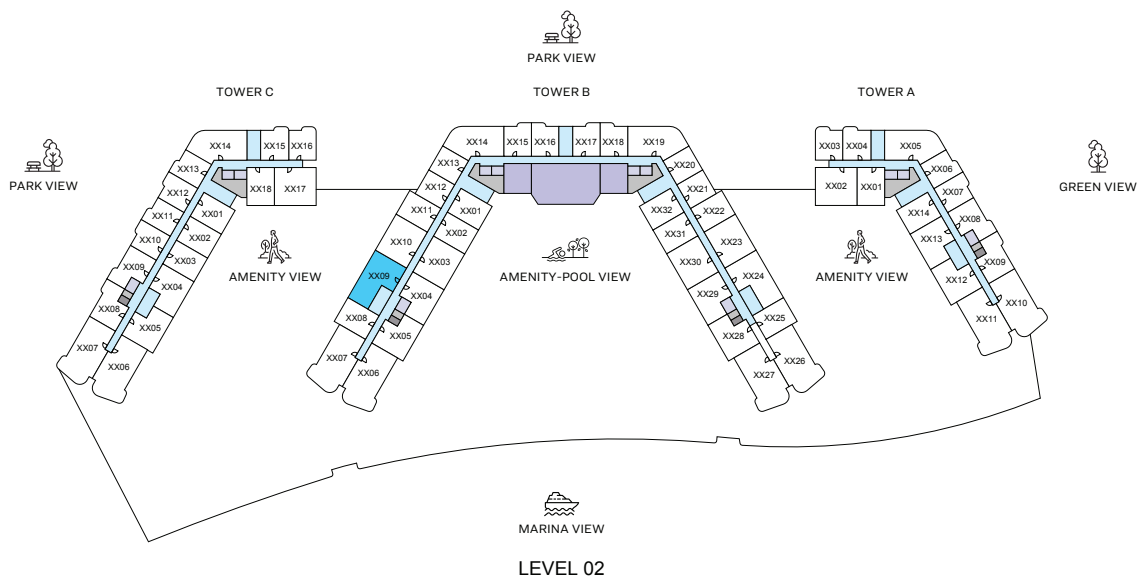
(with powder room + balcony)

TOTAL SALEABLE AREA
SUITE RANGE = 924.84 – 925.16 SQ.FT.
BALCONY = 96.34 SQ.FT.
TOTAL RANGE = 1021.17 – 1021.50 SQ.FT.

List of unit numbers with this unit plan:

VIEWS

- Park View
A-205, B-219
- Park, Sea View
A-305, B-317, A-405, B-419, A-505, B-517, A-605, B-619, A-705, B-717, B-819, B-917



2

BEDROOM
APARTMENT

TYPE I

(with yard)

TOTAL SALEABLE AREA
SUITE = 841.20 SQ.FT.
BALCONY = 230.67 SQ.FT.
TOTAL = 1071.87 SQ.FT.

List of unit numbers with this unit plan:

VIEWS

Amenity
B-209



2

BEDROOM
APARTMENT

TYPE I

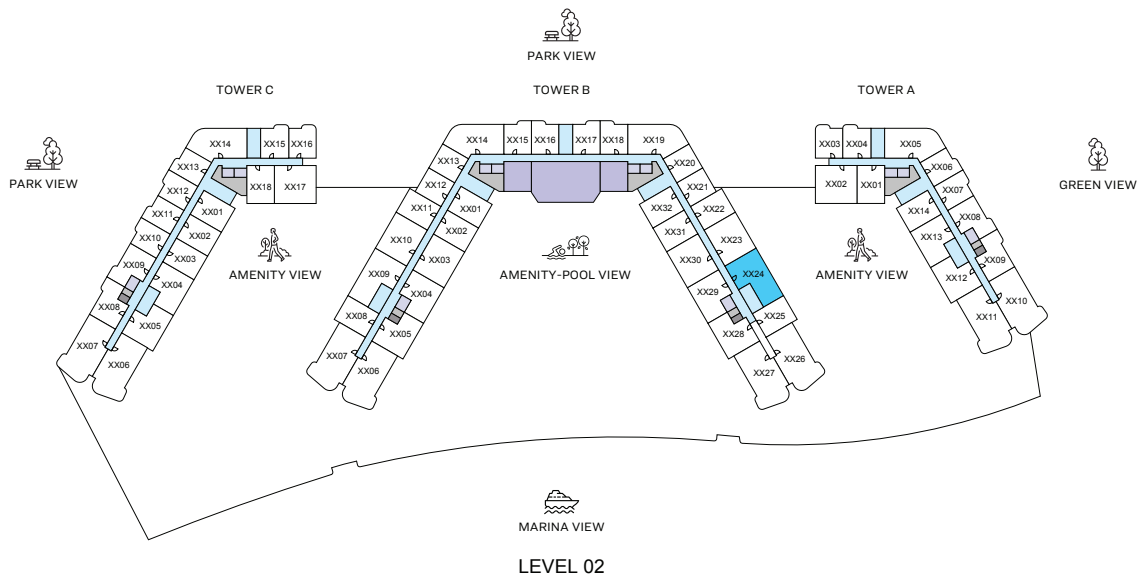
(with yard)

TOTAL SALEABLE AREA
SUITE = 841.20 SQ.FT.
BALCONY = 230.67 SQ.FT.
TOTAL = 1071.87 SQ.FT.

List of unit numbers with this unit plan:

VIEWS
Amenity
B-209

Disclaimer: 1. All dimensions are in metric, measured to wall finishes. 2. All materials, dimensions & drawings are approximate. 3. Information is subject to change without notice, at developer's absolute discretion. 4. Actual area may vary from the stated area. 5. Drawing are not to scale. 6. All images used are for illustrative purpose only and do not represent the actual size, features, specifications, fittings and furnishings. 7. The developer reserves the right to make revisions/ alterations, at its absolute discretion, without any liability whatsoever.



2

BEDROOM
APARTMENT

TYPE I VARIANT 1

(with yard)

TOTAL SALEABLE AREA
 SUITE RANGE = 841.20 SQ.FT.
 BALCONY = 230.67 SQ.FT.
 TOTAL RANGE = 1071.87 SQ.FT.

List of unit numbers with this unit plan:

VIEWS

Amenity
 B-224



2

BEDROOM APARTMENT

TYPE I VARIANT 1

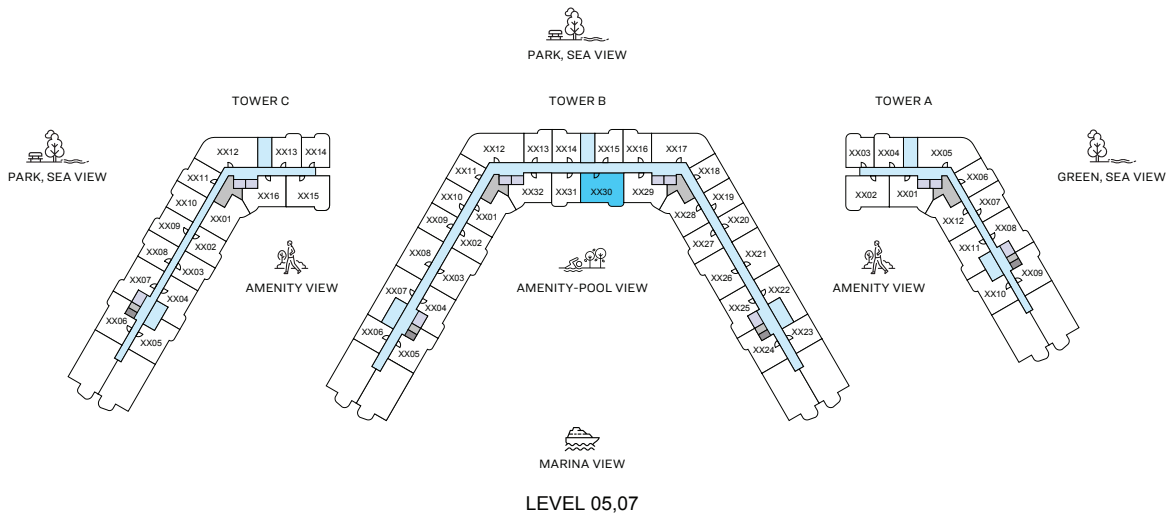
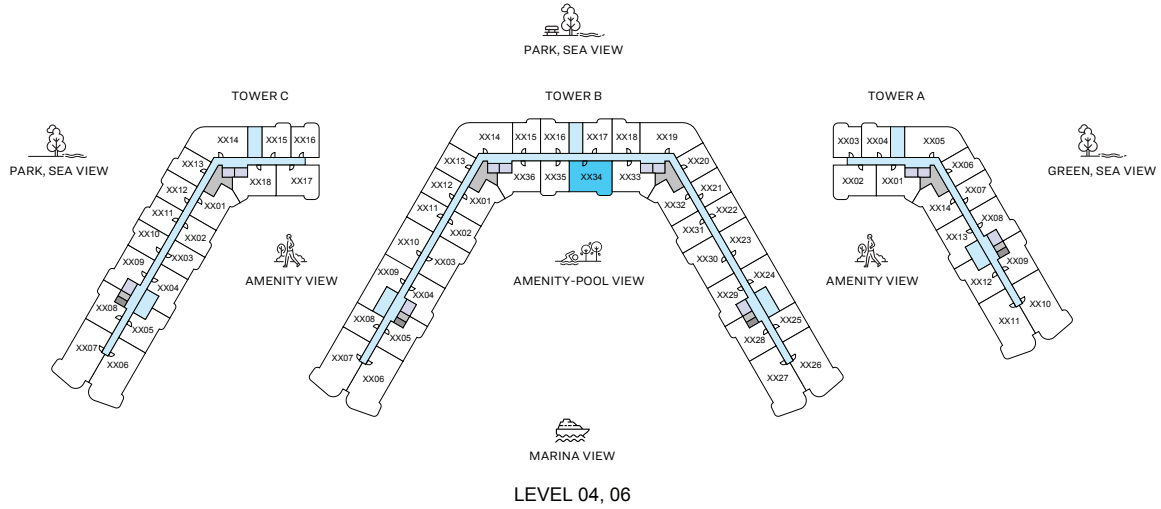
(with yard)

TOTAL SALEABLE AREA
 SUITE RANGE = 841.20 SQ.FT.
 BALCONY = 230.67 SQ.FT.
 TOTAL RANGE = 1071.87 SQ.FT.

List of unit numbers with this unit plan:

VEWS
 Amenity
 B-224

Disclaimer: 1. All dimensions are in metric, measured to wall finishes. 2. All materials, dimensions & drawings are approximate. 3. Information is subject to change without notice, at developer's absolute discretion. 4. Actual area may vary from the stated area. 5. Drawing are not to scale. 6. All images used are for illustrative purpose only and do not represent the actual size, features, specifications, fittings and furnishings. 7. The developer reserves the right to make revisions/ alterations, at its absolute discretion, without any liability whatsoever.



2

BEDROOM
APARTMENT

TYPE N

(with balcony)

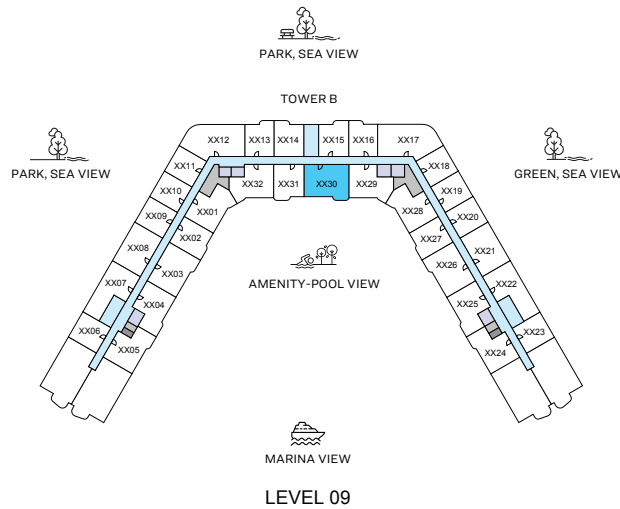
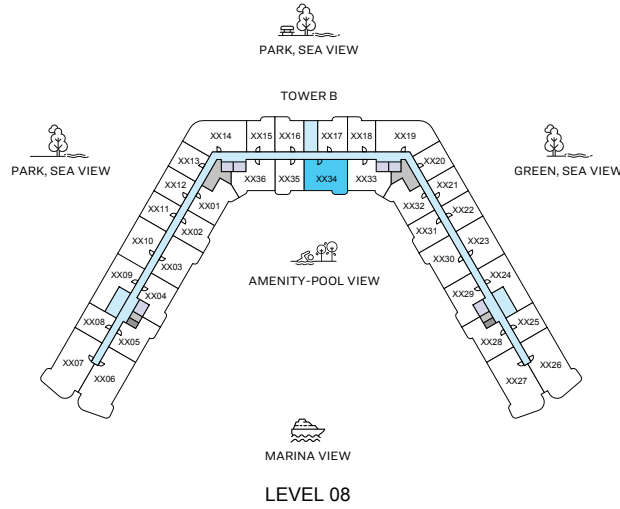
TOTAL SALEABLE AREA
SUITE = 727.75 SQ.FT.
BALCONY = 82.45 SQ.FT.
TOTAL = 810.20 SQ.FT.

List of unit numbers with this unit plan:

VIEWS

Amenity, Pool View
B-434

Amenity, Pool, Marina View
B-530, B-634, B-730, B-834, B-930



2

BEDROOM
APARTMENT

TYPE N

(with balcony)

TOTAL SALEABLE AREA
SUITE = 727.75 SQ.FT.
BALCONY = 82.45 SQ.FT.
TOTAL = 810.20 SQ.FT.

List of unit numbers with this unit plan:

VIEWS

Amenity, Pool View
B-434

Amenity, Pool, Marina View
B-530, B-634, B-730, B-834, B-930



2

BEDROOM
APARTMENT

TYPE N

(with balcony)

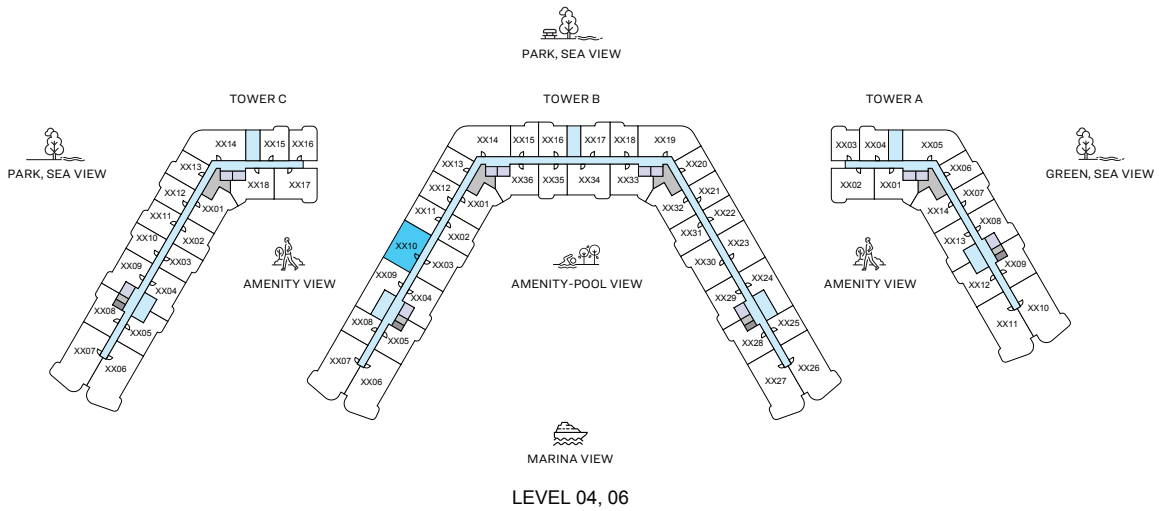
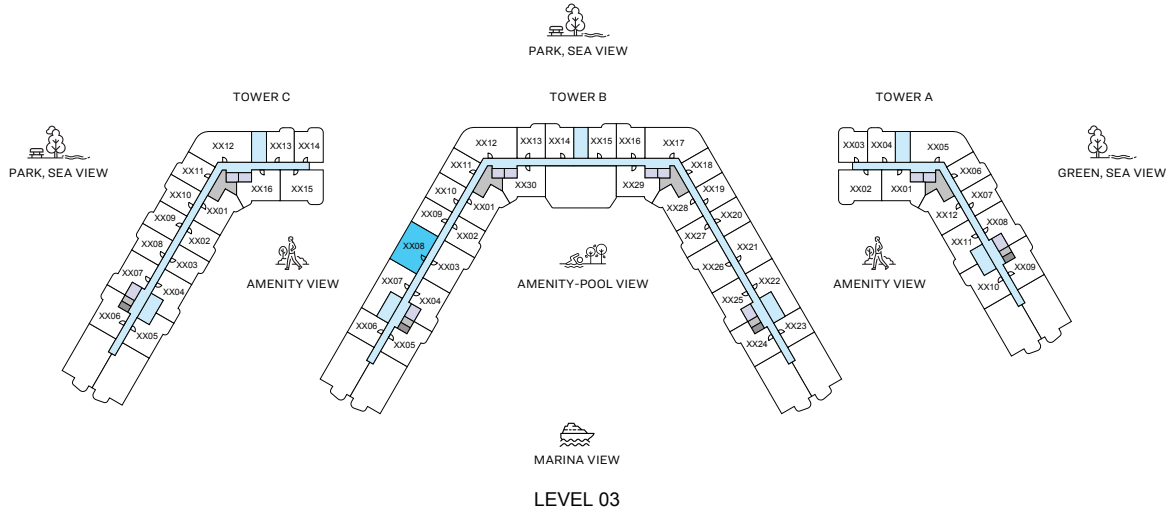
TOTAL SALEABLE AREA
SUITE = 727.75 SQ.FT.
BALCONY = 82.45 SQ.FT.
TOTAL = 810.20 SQ.FT.

List of unit numbers with this unit plan:

VIEWS

Amenity, Pool View
B-434

Amenity, Pool, Marina View
B-530, B-634, B-730, B-834, B-930



2

BEDROOM APARTMENT

TYPE O

(with balcony)

TOTAL SALEABLE AREA
 SUITE = 727.64 SQ.FT.
 BALCONY = 48.22 SQ.FT.
 TOTAL = 775.86 SQ.FT.

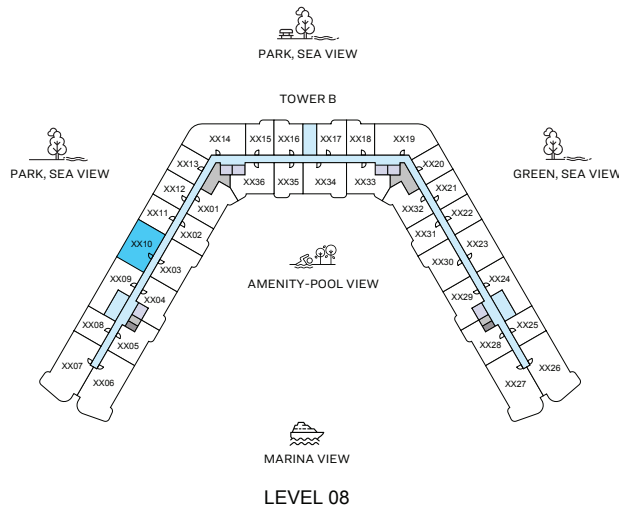
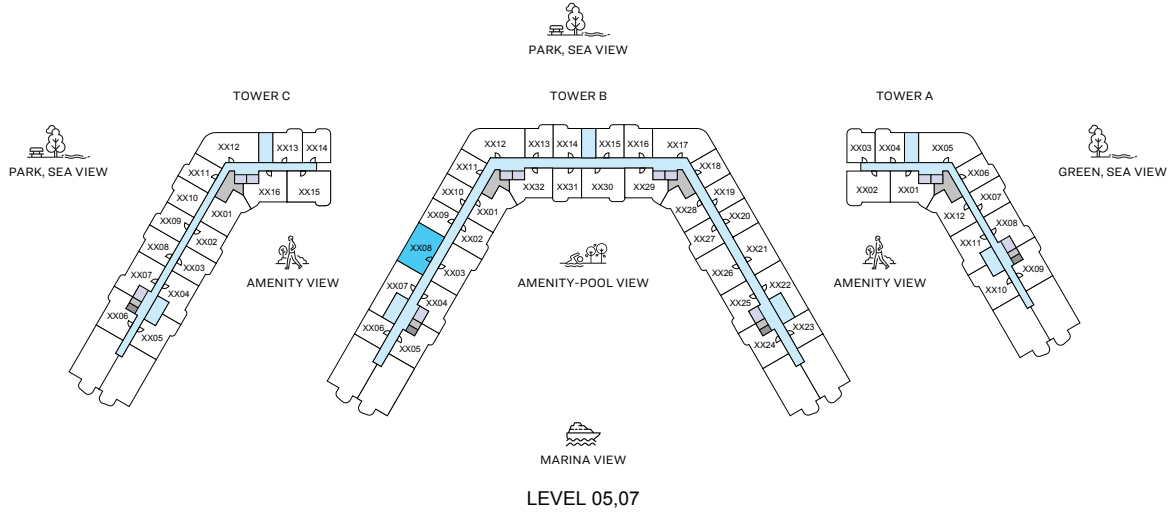
List of unit numbers with this unit plan:

VIEWS

Amenity, Sea View
 B-308

Amenity, Sea View, Park view
 B-410, B-508, B-610, B-708

Park, Sea View
 B-810, B-908



2

BEDROOM
APARTMENT

TYPE O

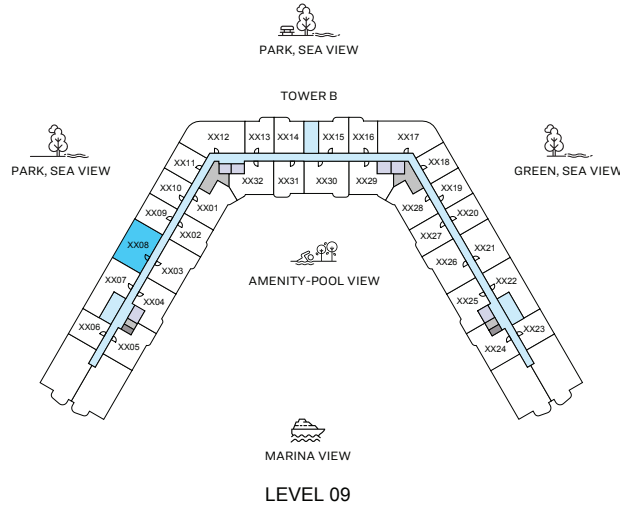
(with balcony)

TOTAL SALEABLE AREA
 SUITE = 727.64 SQ.FT.
 BALCONY = 48.22 SQ.FT.
 TOTAL = 775.86 SQ.FT.

List of unit numbers with this unit plan:

VIEWS

- Amenity, Sea View
B-308
- Amenity, Sea View, Park view
B-410, B-508, B-610, B-708
- Park, Sea View
B-810, B-908



2

BEDROOM
APARTMENT

TYPE O

(with balcony)

TOTAL SALEABLE AREA
 SUITE = 727.64 SQ.FT.
 BALCONY = 48.22 SQ.FT.
 TOTAL = 775.86 SQ.FT.

List of unit numbers with this unit plan:

VIEWS

- Amenity, Sea View
B-308
- Amenity, Sea View, Park view
B-410, B-508, B-610, B-708
- Park, Sea View
B-810, B-908



2

BEDROOM
APARTMENT

TYPE O

(with balcony)

TOTAL SALEABLE AREA
 SUITE = 727.64 SQ.FT.
 BALCONY = 48.22 SQ.FT.
 TOTAL = 775.86 SQ.FT.

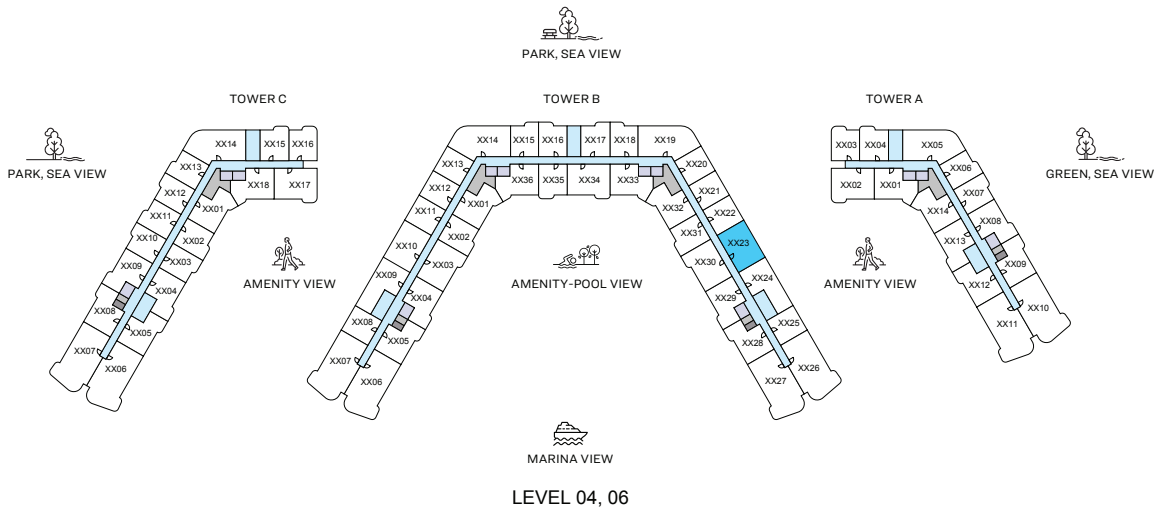
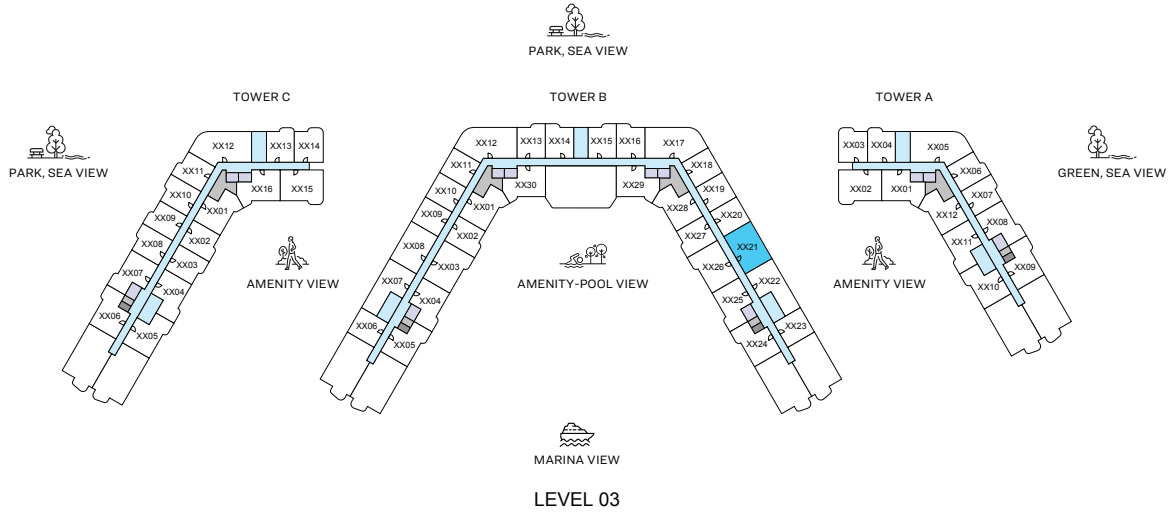
List of unit numbers with this unit plan:

VIEWS

Amenity, Sea View
 B-308

Amenity, Sea View, Park view
 B-410, B-508, B-610, B-708

Park, Sea View
 B-810, B-908



2

BEDROOM
APARTMENT

TYPE O VARIANT 1

(with balcony)

TOTAL SALEABLE AREA
SUITE = 727.75 SQ.FT.
BALCONY = 48.33 SQ.FT.
TOTAL = 776.08 SQ.FT.

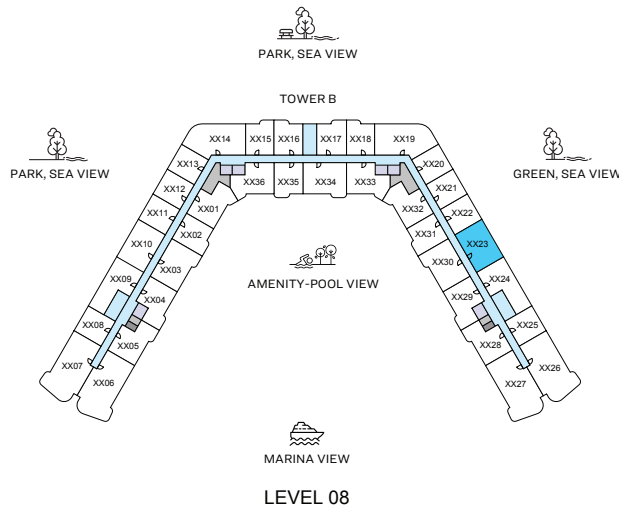
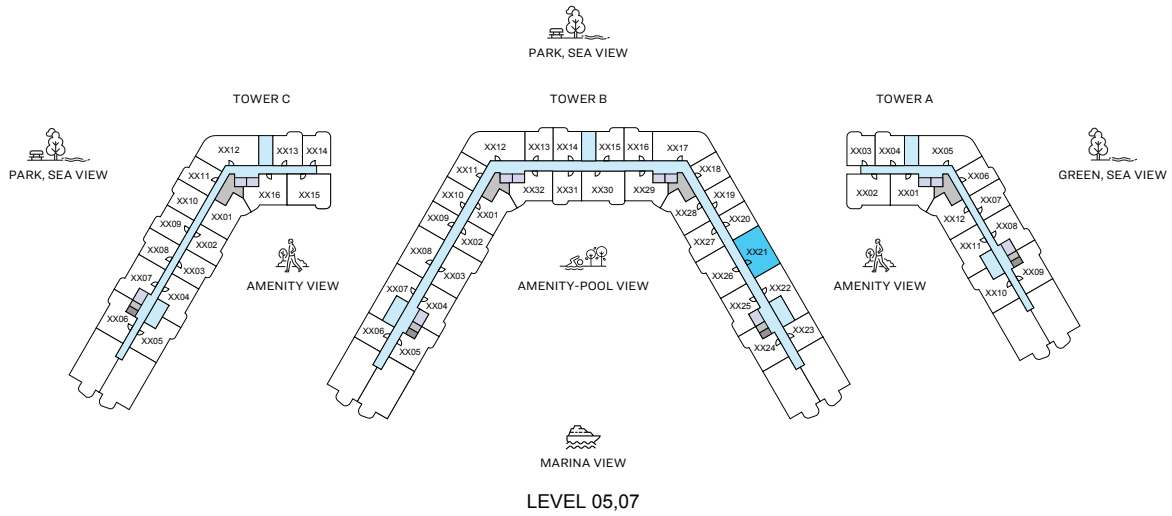
List of unit numbers with this unit plan:

VIEWS

Amenity, Sea View
B-321

Amenity, Sea View, Park view
B-423, B-521, B-623, B-721

Park, Sea View
B-823, B-921



2

BEDROOM APARTMENT

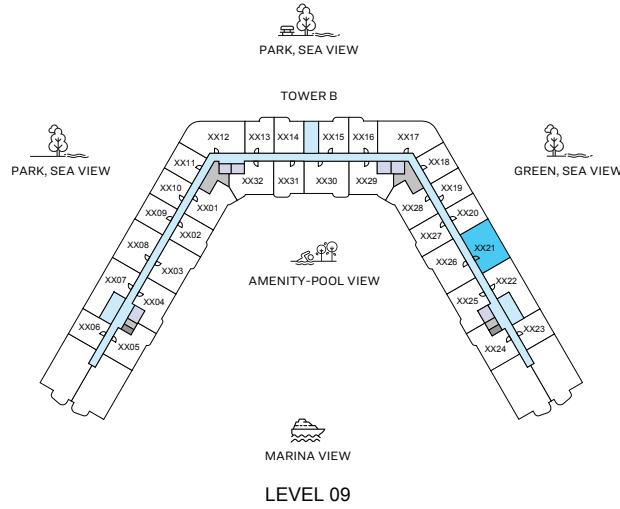
TYPE O VARIANT 1 (with balcony)

TOTAL SALEABLE AREA
SUITE = 727.75 SQ.FT.
BALCONY = 48.33 SQ.FT.
TOTAL = 776.08 SQ.FT.

List of unit numbers with this unit plan:

VIEWS

- Amenity, Sea View
B-321
- Amenity, Sea View, Park view
B-423, B-521, B-623, B-721
- Park, Sea View
B-823, B-921



2

BEDROOM
APARTMENT

TYPE O VARIANT 1

(with balcony)

TOTAL SALEABLE AREA
 SUITE = 727.75 SQ.FT.
 BALCONY = 48.33 SQ.FT.
 TOTAL = 776.08 SQ.FT.

List of unit numbers with this unit plan:

VIEWS

- Amenity, Sea View
B-321
- Amenity, Sea View, Park view
B-423, B-521, B-623, B-721
- Park, Sea View
B-823, B-921



2

BEDROOM
APARTMENT

TYPE O VARIANT 1 (with balcony)

TOTAL SALEABLE AREA
SUITE = 727.75 SQ.FT.
BALCONY = 48.33 SQ.FT.
TOTAL = 776.08 SQ.FT.

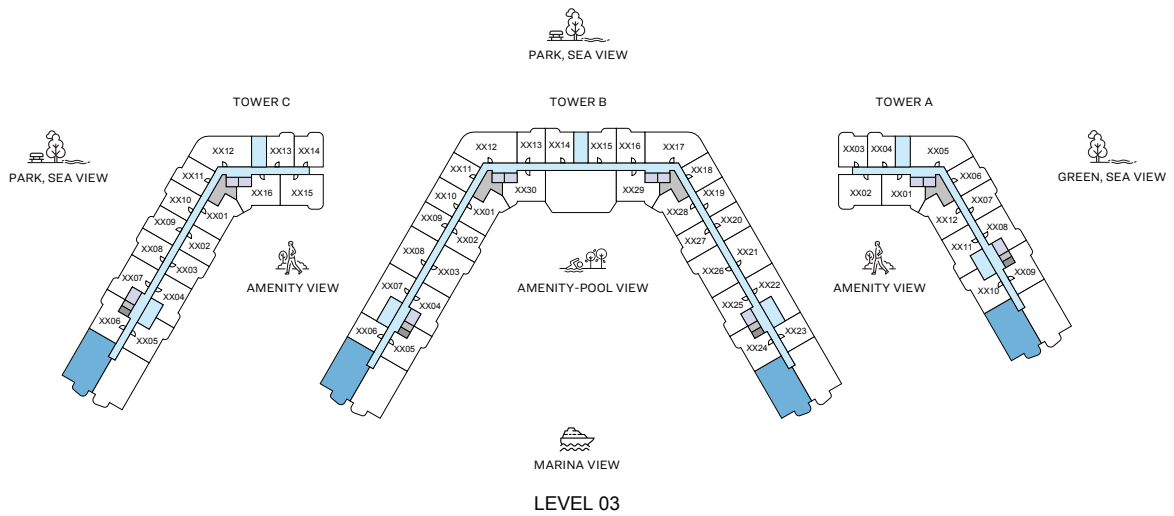
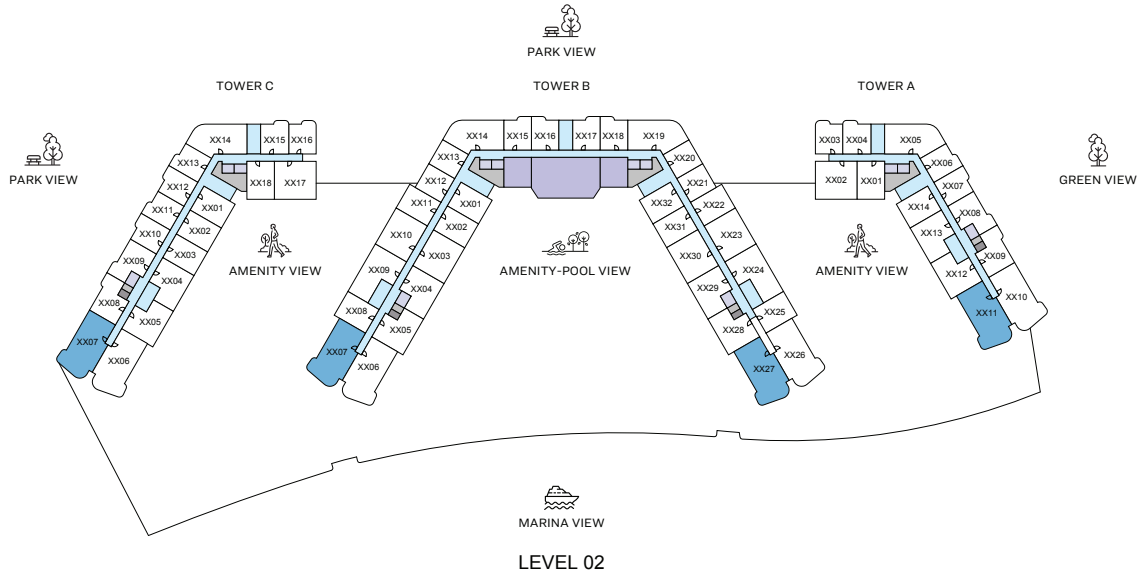
List of unit numbers with this unit plan:

VIEWS

Amenity, Sea View
B-321

Amenity, Sea View, Park view
B-423, B-521, B-623, B-721

Park, Sea View
B-823, B-921



3
BEDROOM
(DUPLEX)
APARTMENT

TYPE C

(with maid room and powder room + balcony)

TOTAL SALEABLE AREA

SUITE RANGE = 1840.31 – 1845.04 SQ.FT.
BALCONY RANGE = 311.18 – 313.12 SQ.FT
TOTAL RANGE = 2153.32 – 2157.30 SQ.FT.

List of unit numbers with this unit plan:

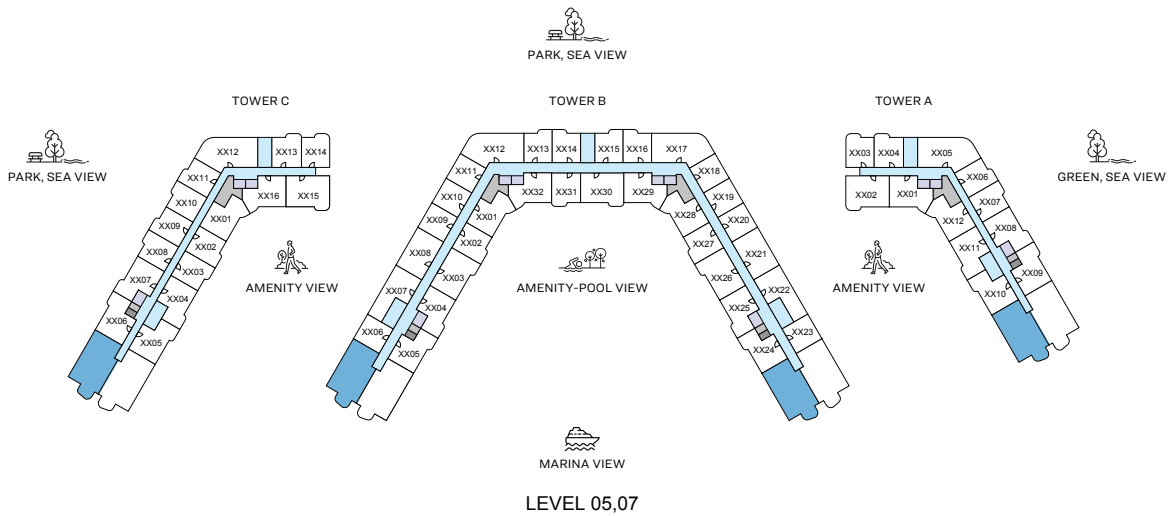
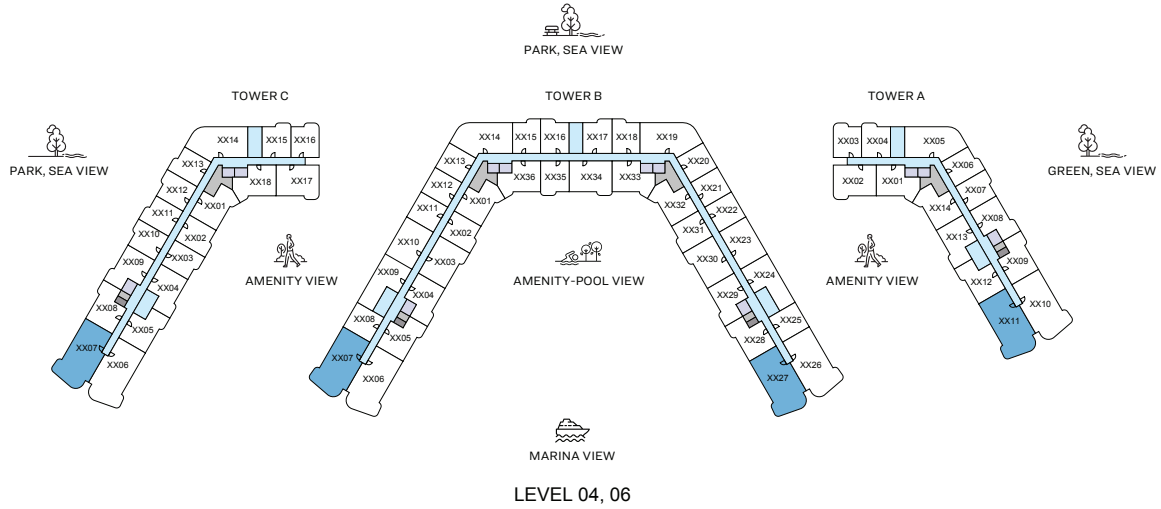
VIEWS

Amenity
A-211, B-207, B-227

Amenity, Marina View
A-411, B-407, B-427, A-611, B-607, B-627, B-807, B-827

Park View
C-207

Park, Marina View
C-407, C-607



3

**BEDROOM
(DUPLEX)
APARTMENT**

TYPE C

(with maid room and powder room + balcony)

TOTAL SALEABLE AREA

SUITE RANGE = 1840.31 – 1845.04 SQ.FT.
BALCONY RANGE = 311.18 – 313.12 SQ.FT.
TOTAL RANGE = 2153.32 – 2157.30 SQ.FT.

List of unit numbers with this unit plan:

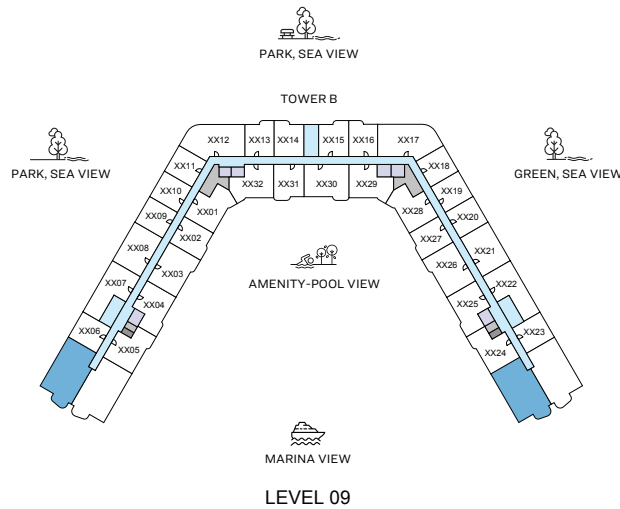
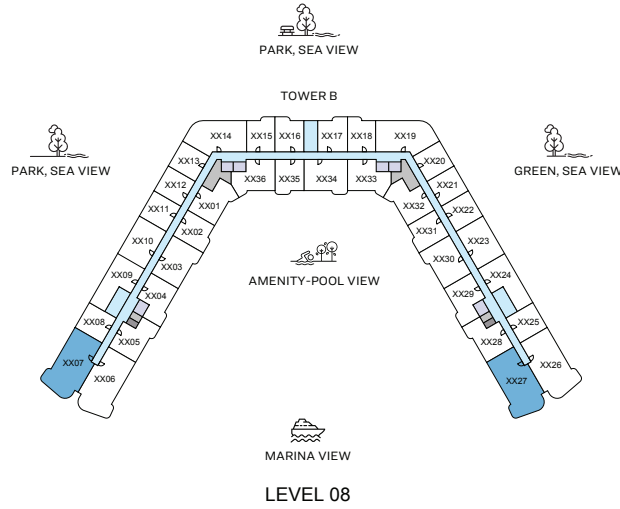
VIEWS

Amenity
A-211, B-207, B-227

Amenity, Marina View
A-411, B-407, B-427, A-611, B-607, B-627, B-807, B-827

Park View
C-207

Park, Marina View
C-407, C-607



3

BEDROOM
(DUPLEX)
APARTMENT

TYPE C

(with maid room and powder room + balcony)

TOTAL SALEABLE AREA

SUITE RANGE = 1840.31 – 1845.04 SQ.FT.
BALCONY RANGE = 311.18 – 313.12 SQ.FT
TOTAL RANGE = 2153.32 – 2157.30 SQ.FT.

List of unit numbers with this unit plan:

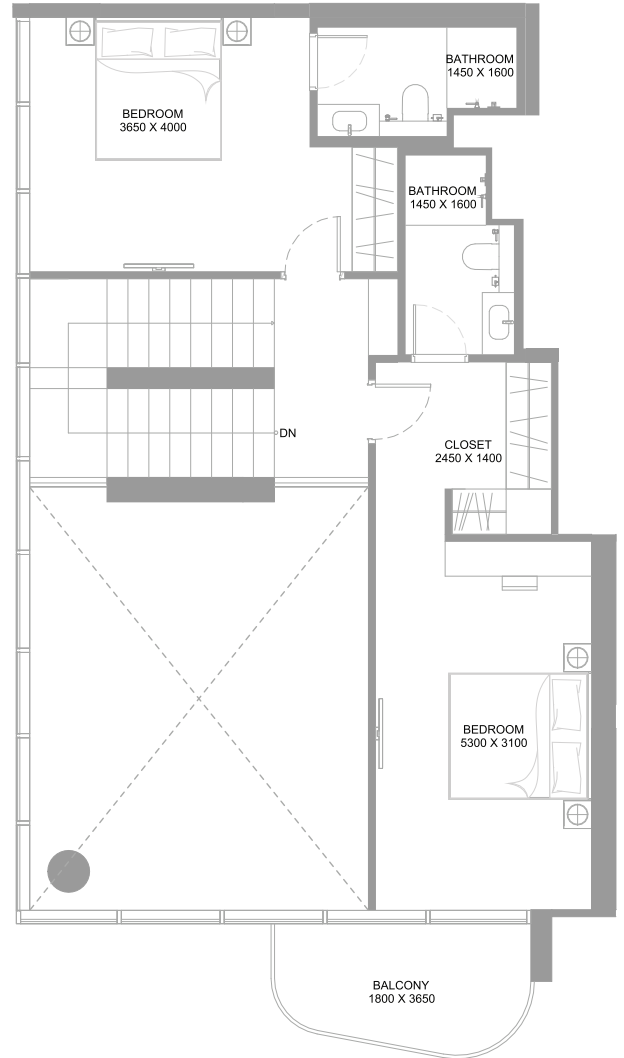
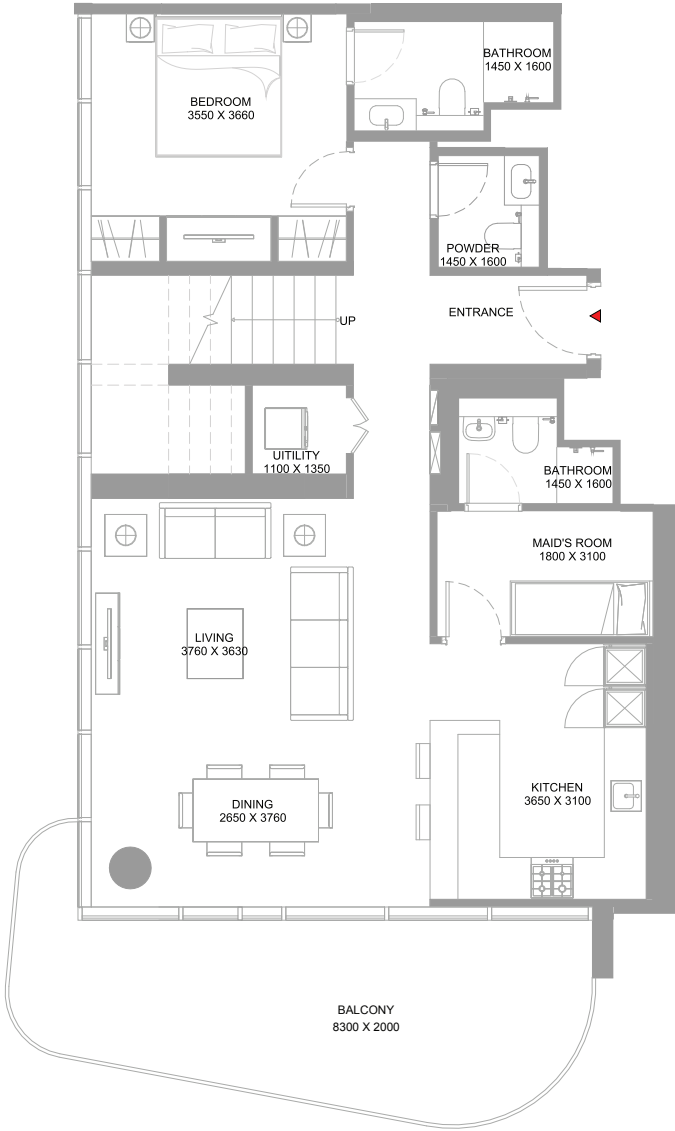
VIEWS

Amenity
A-211, B-207, B-227

Amenity, Marina View
A-411, B-407, B-427, A-611, B-607, B-627, B-807, B-827

Park View
C-207

Park, Marina View
C-407, C-607



3

BEDROOM
(DUPLEX)
APARTMENT

TYPE C

(with maid room and powder room + balcony)

TOTAL SALEABLE AREA

SUITE RANGE = 1840.31 – 1845.04 SQ.FT.
BALCONY RANGE = 311.18 – 313.12 SQ.FT
TOTAL RANGE = 2153.32 – 2157.30 SQ.FT.

List of unit numbers with this unit plan:

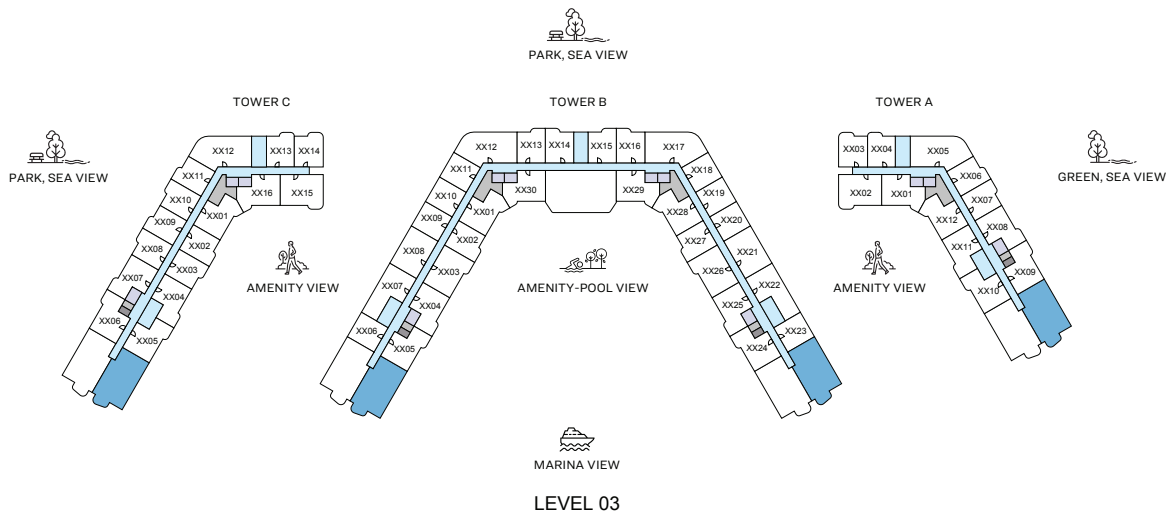
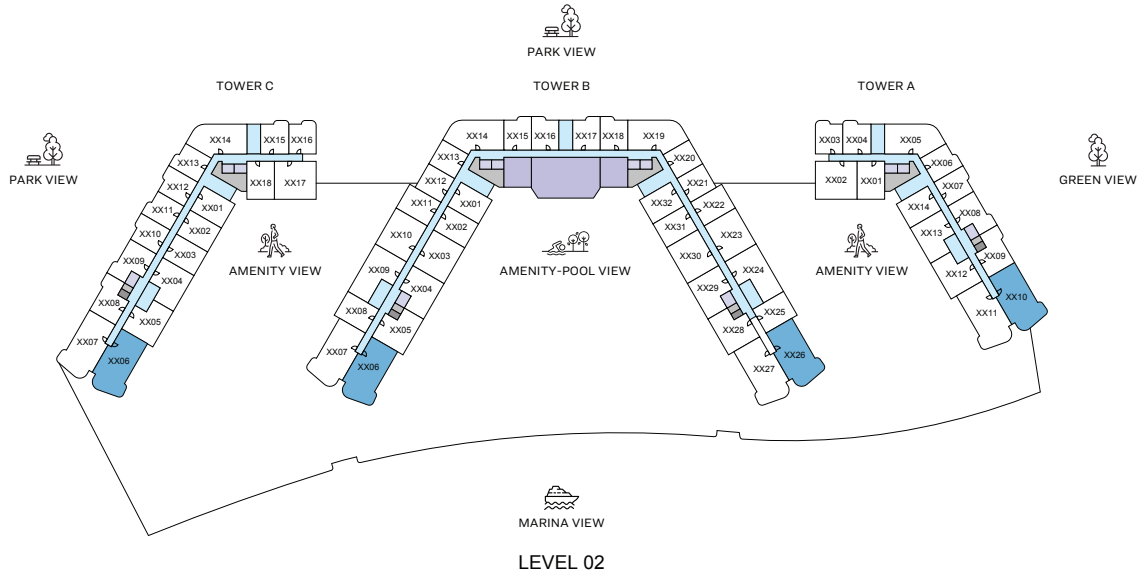
IEWS

Amenity
A-211, B-207, B-227

Amenity, Marina View
A-411, B-407, B-427, A-611, B-607, B-627, B-807, B-827

Park View
C-207

Park, Marina View
C-407, C-607



3

BEDROOM
(DUPLEX)
APARTMENT

TYPE C VARIANT 1

(with maid room and powder room + balcony)

TOTAL SALEABLE AREA

SUITE RANGE = 1841.60 – 1845.04 SQ.FT.

BALCONY RANGE = 311.18 – 313.23 SQ.FT.

TOTAL RANGE = 2154.61 – 2156.87 SQ.FT.

List of unit numbers with this unit plan:

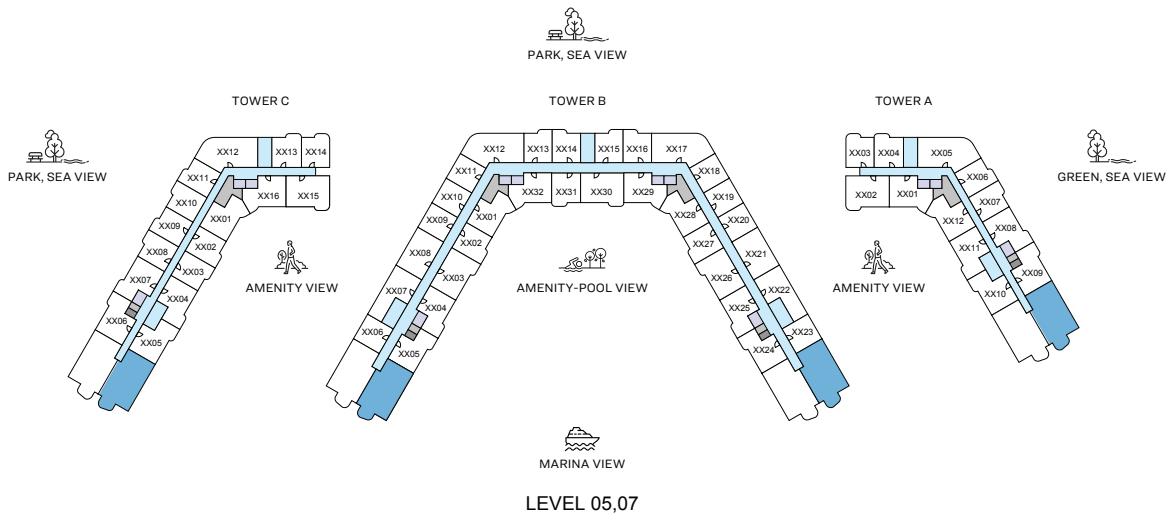
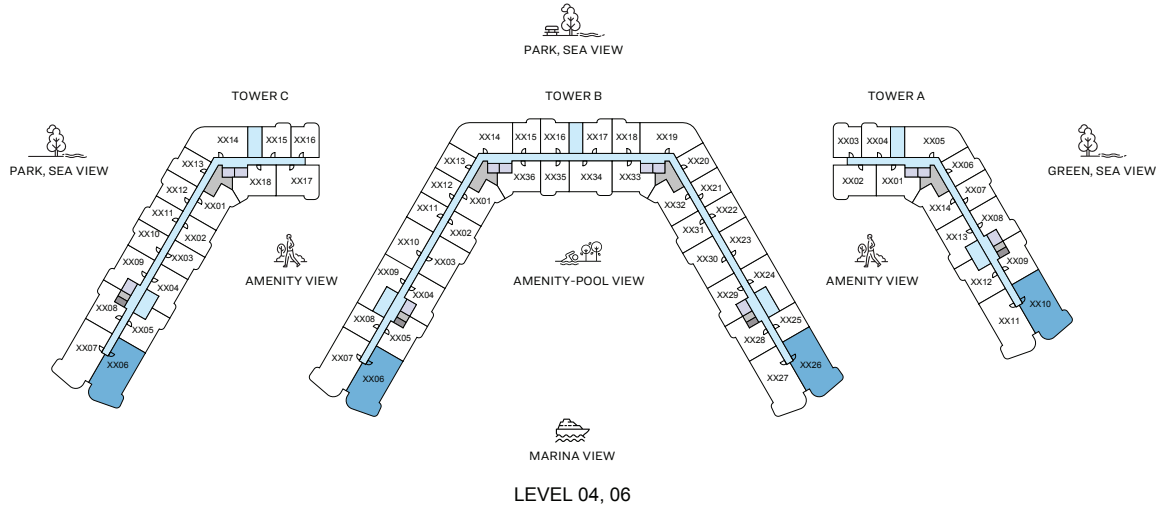
VIEWS

Amenity
B-206, B-226, C-206

Green, Marina View
A-410, A-610

Amenity, Marina View
B-406, B-426, C-406, B-606, B-626, C-606, B-806, B-826

Green View
A-210



3

BEDROOM
(DUPLEX)
APARTMENT

TYPE C VARIANT 1

(with maid room and powder room + balcony)

TOTAL SALEABLE AREA

SUITE RANGE = 1841.60 – 1845.04 SQ.FT.

BALCONY RANGE = 311.18 – 313.23 SQ.FT.

TOTAL RANGE = 2154.61 – 2156.87 SQ.FT.

List of unit numbers with this unit plan:

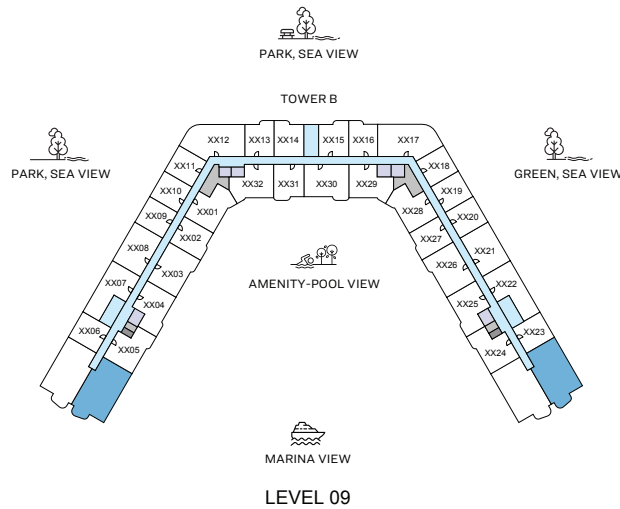
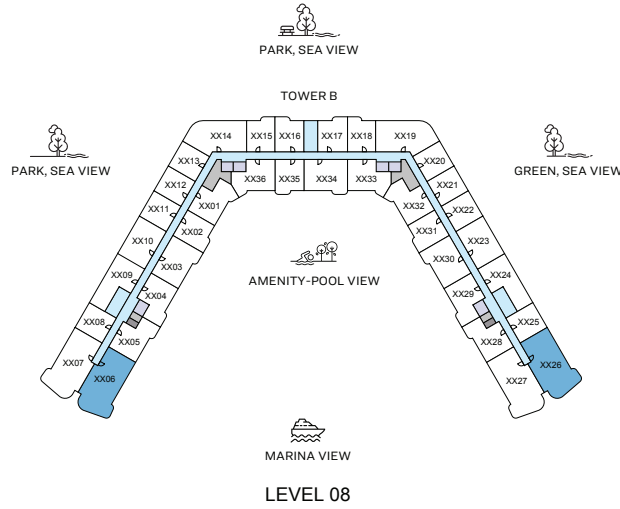
VIEWS

Amenity
B-206, B-226, C-206

Amenity, Marina View
B-406, B-426, C-406, B-606, B-626, C-606, B-806, B-826

Green View
A-210

Green, Marina View
A-410, A-610



3

BEDROOM
(DUPLEX)
APARTMENT

TYPE C VARIANT 1

(with maid room and powder room + balcony)

TOTAL SALEABLE AREA

SUITE RANGE = 1841.60 – 1845.04 SQ.FT.
BALCONY RANGE = 311.18 – 313.23 SQ.FT.
TOTAL RANGE = 2154.61 – 2156.87 SQ.FT.

List of unit numbers with this unit plan:

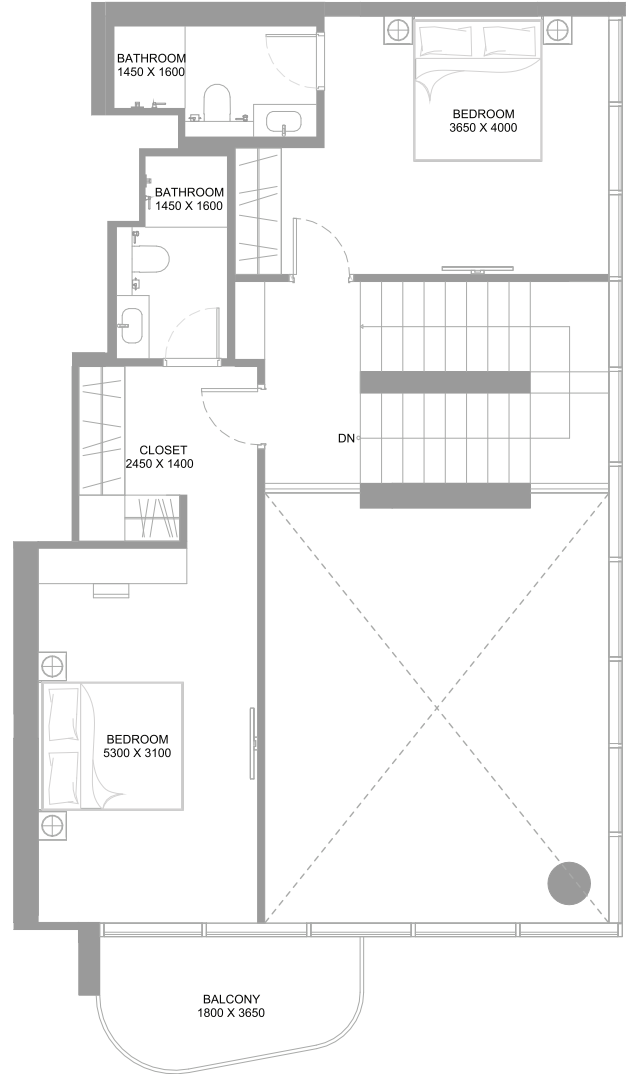
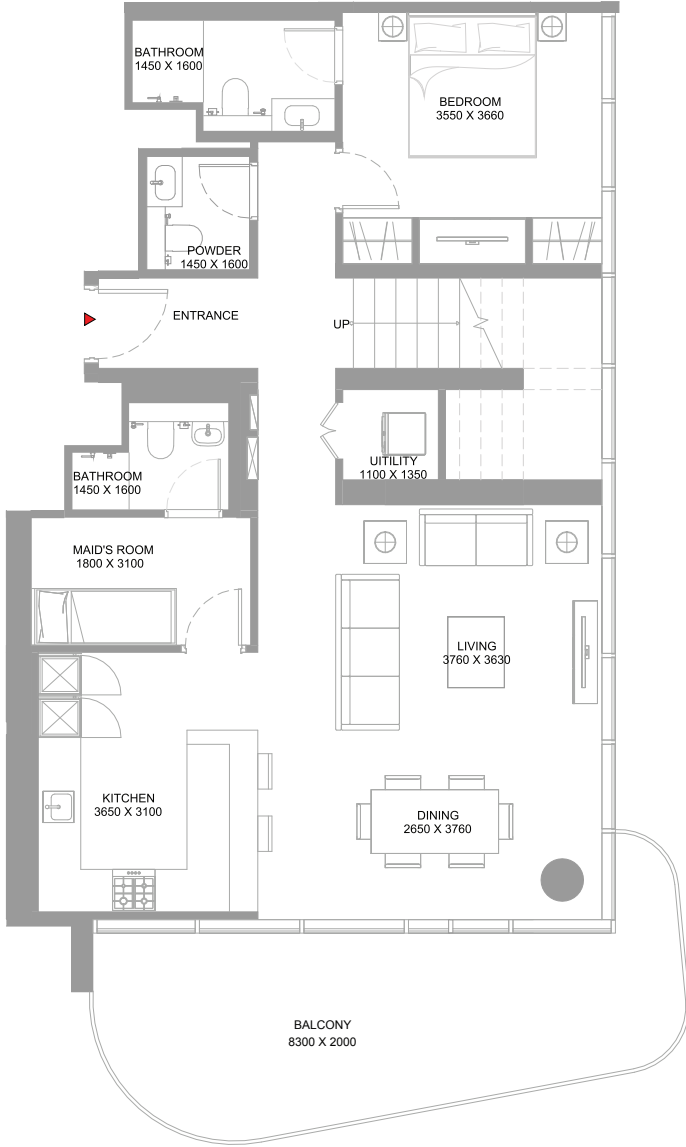
VIEWS

Amenity
B-206, B-226, C-206

Amenity, Marina View
B-406, B-426, C-406, B-606, B-626, C-606, B-806, B-826

Green View
A-210

Green, Marina View
A-410, A-610



3

**BEDROOM
(DUPLEX)
APARTMENT**

TYPE C VARIANT 1

(with maid room and powder room + balcony)

TOTAL SALEABLE AREA

SUITE RANGE = 1841.60 – 1845.04 SQ.FT.
 BALCONY RANGE = 311.18 – 313.23 SQ.FT.
 TOTAL RANGE = 2154.61 – 2156.87 SQ.FT.

List of unit numbers with this unit plan:

VIEWS

Amenity
 B-206, B-226, C-206

Amenity, Marina View
 B-406, B-426, C-406, B-606, B-626, C-606, B-806, B-826

Green View
 A-210

Green, Marina View
 A-410, A-610



SOBHA
REALTY

PRINCIPAL PARTNER TO





Disclaimer: 1. All dimensions are in metric, measured to wall finishes. 2. All materials, dimensions & drawings are approximate. 3. Information is subject to change without notice, at developer's absolute discretion. 4. Actual area may vary from the stated area. 5. Drawing are not to scale. 6. All images used are for illustrative purpose only and do not represent the actual size, features, specifications, fittings and furnishings. 7. The developer reserves the right to make revisions/ alterations, at its absolute discretion, without any liability whatsoever.

SOBHA
REALTY