



DISTRICT ONE
NAYA RESIDENCES

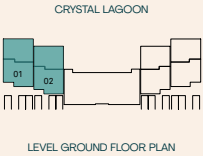
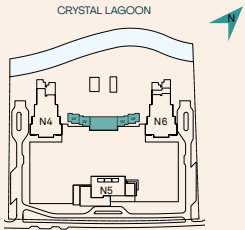
FLOOR PLANS

LAGOON VILLAS

UNIT NUMBER	SUITE AREA		BALCONY AREA		TOTAL AREA	
	SQM	SQFT	SQM	SQFT	SQM	SQFT
V01	227.88	2452.88	120.00	1291.67	347.88	3744.55
V02	228.73	2462.03	119.99	1291.56	348.72	3753.59



KEY PLAN

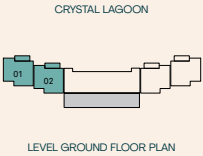
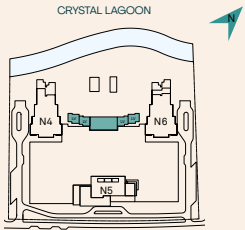


Disclaimer: Plans, details and unit orientation included are indicative only and are subject to change by the developer/seller at its sole discretion without notice and/or liability. All images, including features, finishes, furnishings, view and scale are illustrative only. Final areas, orientation, dimensions, layout and materials may differ from those stated.

UNIT NUMBER	SUITE AREA		BALCONY AREA		TOTAL AREA	
	SQM	SQFT	SQM	SQFT	SQM	SQFT
V01	227.88	2452.88	120.00	1291.67	347.88	3744.55
V02	228.73	2462.03	119.99	1291.56	348.72	3753.59



KEY PLAN

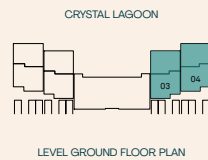
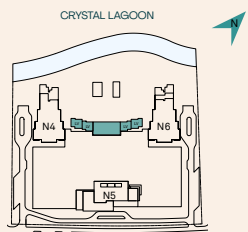


Disclaimer: Plans, details and unit orientation included are indicative only and are subject to change by the developer/seller at its sole discretion without notice and/or liability. All images, including features, finishes, furnishings, view and scale are illustrative only. Final areas, orientation, dimensions, layout and materials may differ from those stated.

UNIT NUMBER	SUITE AREA		BALCONY AREA		TOTAL AREA	
	SQM	SQFT	SQM	SQFT	SQM	SQFT
V03	228.73	2462.03	119.98	1291.45	348.71	3753.48
V04	227.86	2452.66	120.00	1291.67	347.86	3744.33



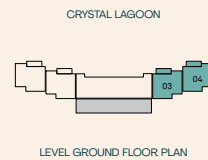
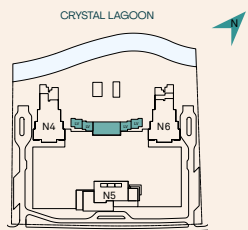
KEY PLAN



UNIT NUMBER	SUITE AREA		BALCONY AREA		TOTAL AREA	
	SQM	SQFT	SQM	SQFT	SQM	SQFT
V03	228.73	2462.03	119.98	1291.45	348.71	3753.48
V04	227.86	2452.66	120.00	1291.67	347.86	3744.33



KEY PLAN

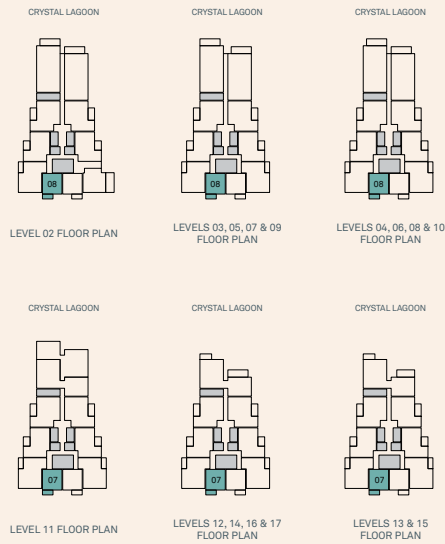
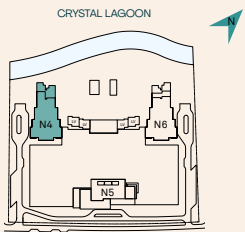


1-BEDROOM

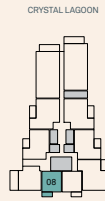
UNIT NUMBER	SUITE AREA		BALCONY AREA		TOTAL AREA	
	SQM	SQFT	SQM	SQFT	SQM	SQFT
208, 308, 408, 508, 608, 708, 808, 908, 1008, 1107, 1207, 1307, 1407, 1507, 1607, 1707	66.38	714.51	8.55	92.03	74.93	806.54



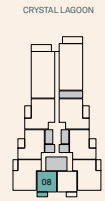
KEY PLAN



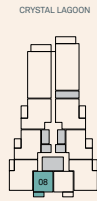
UNIT NUMBER	SUITE AREA		BALCONY AREA		TOTAL AREA	
	SQM	SQFT	SQM	SQFT	SQM	SQFT
208, 308, 408, 508, 608, 708, 808, 908, 1008, 1107, 1207, 1307, 1407, 1507, 1608, 1708, 1808	66.26	713.22	8.55	92.03	74.81	805.25



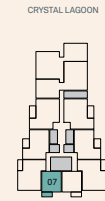
LEVEL 02 FLOOR PLAN



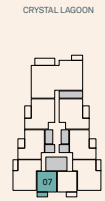
LEVELS 03, 05, 07 & 09 FLOOR PLAN



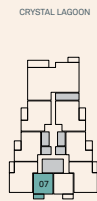
LEVELS 04, 06, 08 & 10 FLOOR PLAN



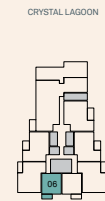
LEVEL 11 FLOOR PLAN



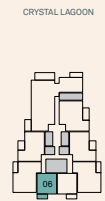
LEVELS 12, 14 & 15 FLOOR PLAN



LEVEL 13 FLOOR PLAN

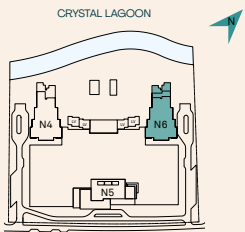


LEVEL 16 FLOOR PLAN



LEVELS 17 & 18 FLOOR PLAN

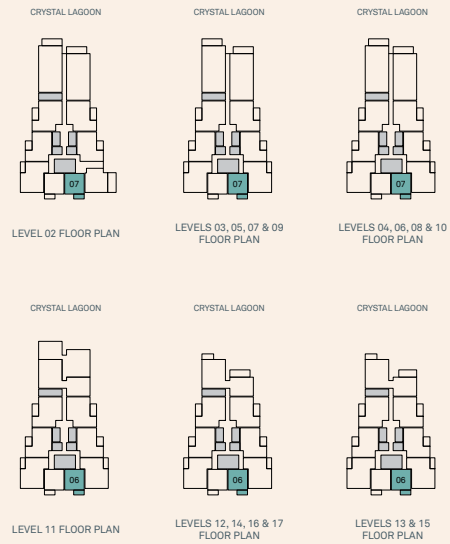
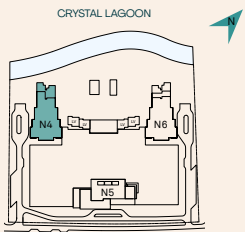
KEY PLAN



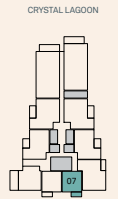
UNIT NUMBER	SUITE AREA		BALCONY AREA		TOTAL AREA	
	SQM	SQFT	SQM	SQFT	SQM	SQFT
207, 307, 407, 507, 607, 707, 807, 907, 1007, 1106, 1206, 1306, 1406, 1506, 1606, 1706	66.26	713.22	8.55	92.03	74.81	805.25



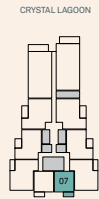
KEY PLAN



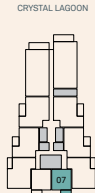
UNIT NUMBER	SUITE AREA		BALCONY AREA		TOTAL AREA	
	SQM	SQFT	SQM	SQFT	SQM	SQFT
207, 307, 407, 507, 607, 707, 807, 907, 1007, 1106, 1206, 1306, 1406, 1506, 1605, 1705, 1805	66.38	714.51	8.55	92.03	74.93	806.54



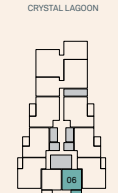
LEVEL 02 FLOOR PLAN



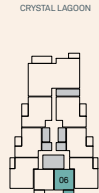
LEVELS 03, 05, 07 & 09 FLOOR PLAN



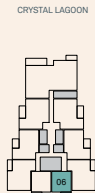
LEVELS 04, 06, 08 & 10 FLOOR PLAN



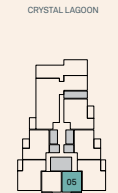
LEVEL 11 FLOOR PLAN



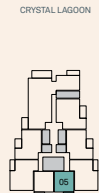
LEVELS 12, 14 & 15 FLOOR PLAN



LEVEL 13 FLOOR PLAN

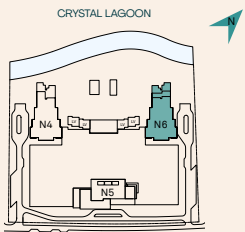


LEVEL 16 FLOOR PLAN



LEVELS 17 & 18 FLOOR PLAN

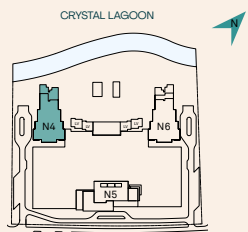
KEY PLAN



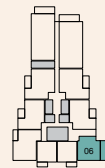
UNIT NUMBER	SUITE AREA		BALCONY AREA		TOTAL AREA	
	SQM	SQFT	SQM	SQFT	SQM	SQFT
206	78.10	840.66	25.83	278.03	103.93	1118.69



KEY PLAN



CRYSTAL LAGOON

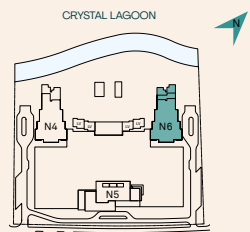


LEVEL 02 FLOOR PLAN

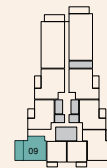
UNIT NUMBER	SUITE AREA		BALCONY AREA		TOTAL AREA	
	SQM	SQFT	SQM	SQFT	SQM	SQFT
209	78.11	840.77	25.83	278.03	103.94	1118.80



KEY PLAN



CRYSTAL LAGOON

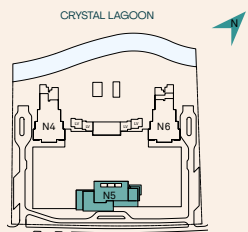


LEVEL 02 FLOOR PLAN

UNIT NUMBER	SUITE AREA		BALCONY AREA		TOTAL AREA	
	SQM	SQFT	SQM	SQFT	SQM	SQFT
211	65.63	706.44	14.30	153.92	79.93	860.36



KEY PLAN

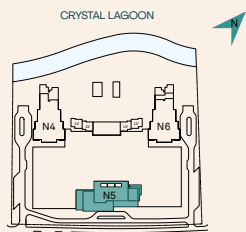


LEVEL 02 FLOOR PLAN

UNIT NUMBER	SUITE AREA		BALCONY AREA		TOTAL AREA	
	SQM	SQFT	SQM	SQFT	SQM	SQFT
311, 411, 511, 611, 711, 811, 911, 1011, 1111, 1211, 1311	65.63	706.44	6.08	65.44	71.71	771.88



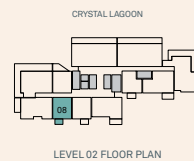
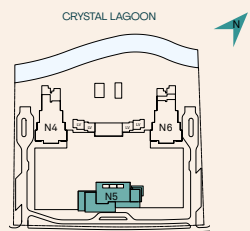
KEY PLAN



UNIT NUMBER	SUITE AREA		BALCONY AREA		TOTAL AREA	
	SQM	SQFT	SQM	SQFT	SQM	SQFT
208, 308, 408, 508, 608, 708, 808, 908, 1008, 1108, 1208, 1308	64.71	696.53	6.01	64.69	70.72	761.22



KEY PLAN

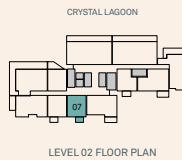
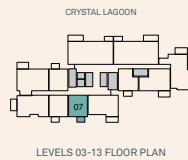
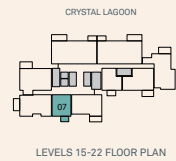
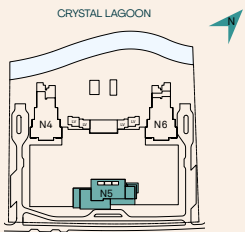


UNIT NUMBER	SUITE AREA		BALCONY AREA		TOTAL AREA	
	SQM	SQFT	SQM	SQFT	SQM	SQFT

207, 307, 407, 507, 607, 707, 807, 907, 1007, 1107, 1207, 1307, 1407, 1507, 1607, 1707, 1807, 1907, 2007, 2107, 2207	65.11	700.84	6.01	64.69	71.12	765.53
--	-------	--------	------	-------	-------	--------



KEY PLAN

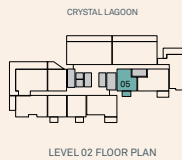
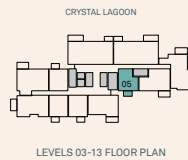
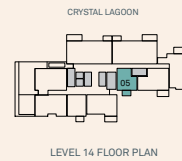
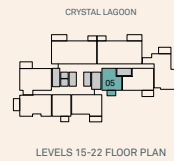
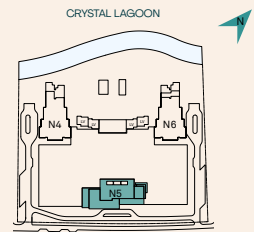


UNIT NUMBER	SUITE AREA		BALCONY AREA		TOTAL AREA	
	SQM	SQFT	SQM	SQFT	SQM	SQFT
205	65.27	702.56	6.59	70.93	71.86	773.49

305, 405, 505, 605, 705, 805, 905, 1005, 1105, 1205, 1305, 1405, 1505, 1605, 1705, 1805, 1905, 2005, 2105, 2205	65.41	704.07	6.59	70.93	72.00	775.00
--	-------	--------	------	-------	-------	--------



KEY PLAN

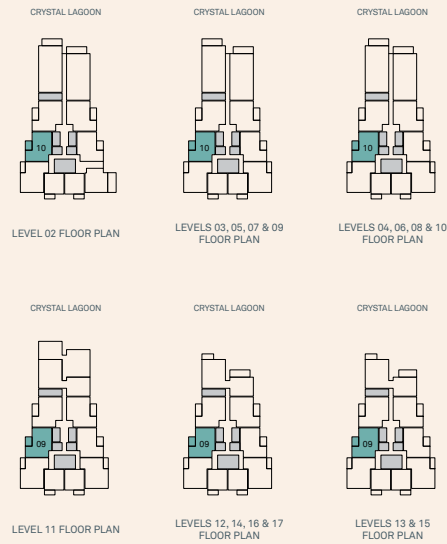
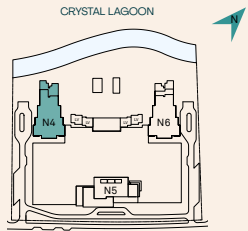


2-BEDROOM

UNIT NUMBER	SUITE AREA		BALCONY AREA		TOTAL AREA	
	SQM	SQFT	SQM	SQFT	SQM	SQFT

210, 310, 410, 510, 610, 710, 810, 910, 1010, 1109, 1209, 1309, 1409, 1509, 1609, 1709	102.11	1099.10	10.40	111.94	112.51	1211.05
--	--------	---------	-------	--------	--------	---------

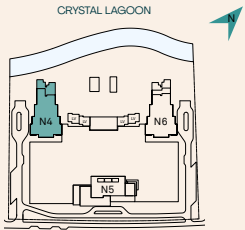
KEY PLAN



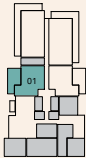
UNIT NUMBER	SUITE AREA		BALCONY AREA		TOTAL AREA	
	SQM	SQFT	SQM	SQFT	SQM	SQFT
G01	115.60	1244.31	46.21	497.40	161.81	1741.71



KEY PLAN



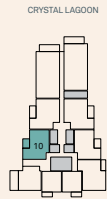
CRYSTAL LAGOON



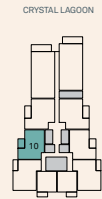
LEVEL GROUND FLOOR PLAN

Disclaimer: Plans, details and unit orientation included are indicative only and are subject to change by the developer/seller at its sole discretion without notice and/or liability. All images, including features, finishes, furnishings, view and scale are illustrative only. Final areas, orientation, dimensions, layout and materials may differ from those stated.

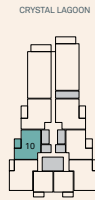
UNIT NUMBER	SUITE AREA		BALCONY AREA		TOTAL AREA	
	SQM	SQFT	SQM	SQFT	SQM	SQFT
210, 310, 410, 510, 610, 710, 810, 910, 1010, 1109, 1209, 1309, 1409, 1509	102.11	1099.10	10.40	111.94	112.51	1211.05
1608, 1708, 1808	101.98	1097.70	10.40	111.94	112.38	1209.65



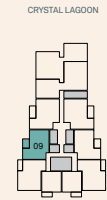
LEVEL 02 FLOOR PLAN



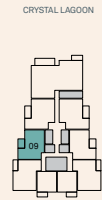
LEVELS 03, 05, 07 & 09 FLOOR PLAN



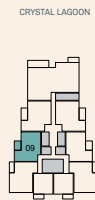
LEVELS 04, 06, 08 & 10 FLOOR PLAN



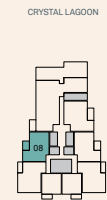
LEVEL 11 FLOOR PLAN



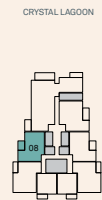
LEVELS 12, 14 & 15 FLOOR PLAN



LEVEL 13 FLOOR PLAN

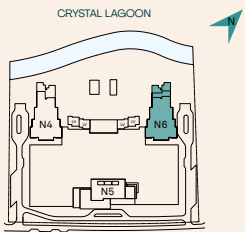


LEVEL 16 FLOOR PLAN



LEVELS 17 & 18 FLOOR PLAN

KEY PLAN



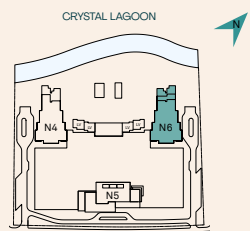
NAYA 6 — 2-BEDROOM + MAID 2M A.1

DISTRICT ONE NAYA RESIDENCES

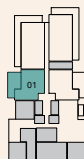
UNIT NUMBER	SUITE AREA		BALCONY AREA		TOTAL AREA	
	SQM	SQFT	SQM	SQFT	SQM	SQFT
G01	115.60	1244.31	46.21	497.40	161.81	1741.71



KEY PLAN



CRYSTAL LAGOON



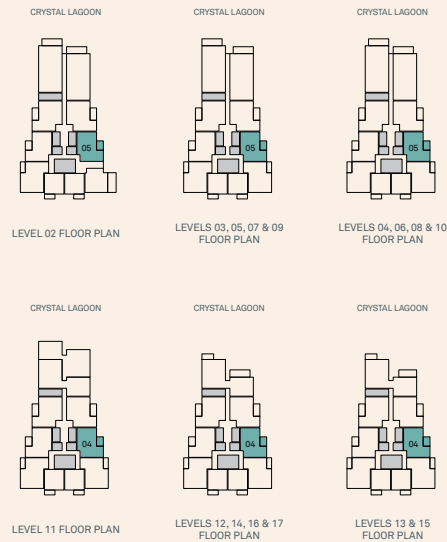
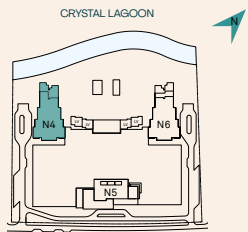
LEVEL GROUND FLOOR PLAN

Disclaimer: Plans, details and unit orientation included are indicative only and are subject to change by the developer/seller at its sole discretion without notice and/or liability. All images, including features, finishes, furnishings, view and scale are illustrative only. Final areas, orientation, dimensions, layout and materials may differ from those stated.

UNIT NUMBER	SUITE AREA		BALCONY AREA		TOTAL AREA	
	SQM	SQFT	SQM	SQFT	SQM	SQFT
205, 305, 405, 505, 605, 705, 805, 905, 1005, 1104, 1204, 1304, 1404, 1504, 1604, 1704*	102.11	1099.10	10.40	111.94	112.51	1211.05



KEY PLAN



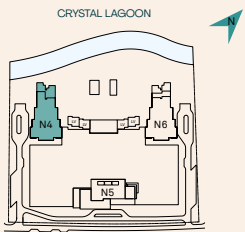
NAYA 4 — 2-BEDROOM + MAID 2M A.2

DISTRICT ONE NAYA RESIDENCES

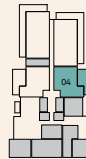
UNIT NUMBER	SUITE AREA		BALCONY AREA		TOTAL AREA	
	SQM	SQFT	SQM	SQFT	SQM	SQFT
G04	115.53	1243.55	46.27	498.05	161.80	1741.60



KEY PLAN



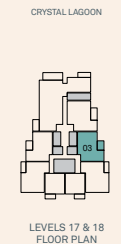
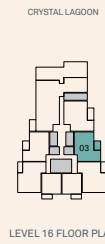
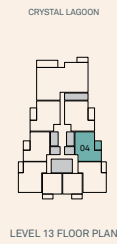
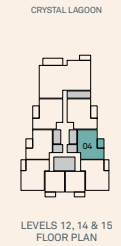
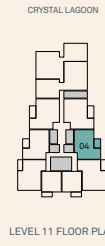
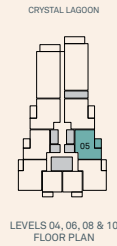
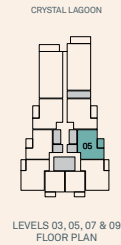
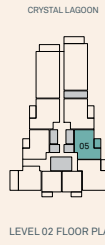
CRYSTAL LAGOON



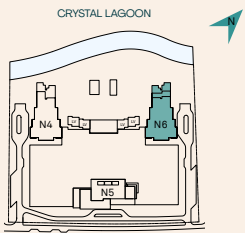
LEVEL GROUND FLOOR PLAN

Disclaimer: Plans, details and unit orientation included are indicative only and are subject to change by the developer/seller at its sole discretion without notice and/or liability. All images, including features, finishes, furnishings, view and scale are illustrative only. Final areas, orientation, dimensions, layout and materials may differ from those stated.

UNIT NUMBER	SUITE AREA		BALCONY AREA		TOTAL AREA	
	SQM	SQFT	SQM	SQFT	SQM	SQFT
205, 305, 405, 505, 605, 705, 805, 905, 1005, 1104, 1204, 1304, 1404, 1504, 1603, 1703, 1803	102.11	1099.10	10.40	111.94	112.51	1211.05



KEY PLAN



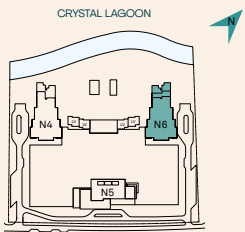
NAYA 6 — 2-BEDROOM + MAID 2M A.2

DISTRICT ONE NAYA RESIDENCES

UNIT NUMBER	SUITE AREA		BALCONY AREA		TOTAL AREA	
	SQM	SQFT	SQM	SQFT	SQM	SQFT
G04	115.60	1244.31	46.21	497.40	161.81	1741.71



KEY PLAN



CRYSTAL LAGOON



LEVEL GROUND FLOOR PLAN

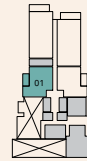
Disclaimer: Plans, details and unit orientation included are indicative only and are subject to change by the developer/seller at its sole discretion without notice and/or liability. All images, including features, finishes, furnishings, view and scale are illustrative only. Final areas, orientation, dimensions, layout and materials may differ from those stated.

NAYA 4 — 2-BEDROOM + MAID 2M A.3

DISTRICT ONE NAYA RESIDENCES

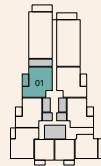
UNIT NUMBER	SUITE AREA		BALCONY AREA		TOTAL AREA	
	SQM	SQFT	SQM	SQFT	SQM	SQFT
101	115.21	1240.11	13.42	144.45	128.63	1384.56
201, 301, 401, 501, 601, 701, 801, 901, 1001, 1101, 1201, 1301, 1401, 1501, 1601, 1701	115.73	1245.71	13.35	143.70	129.08	1389.41

CRYSTAL LAGOON



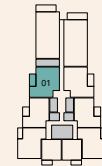
LEVEL 1 FLOOR PLAN

CRYSTAL LAGOON



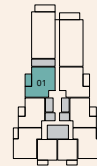
LEVEL 2 FLOOR PLAN

CRYSTAL LAGOON



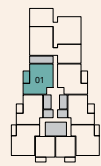
LEVELS 03, 05, 07 & 09 FLOOR PLAN

CRYSTAL LAGOON



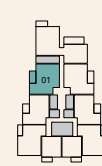
LEVELS 04, 06, 08 & 10 FLOOR PLAN

CRYSTAL LAGOON



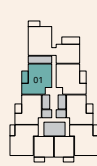
LEVEL 11 FLOOR PLAN

CRYSTAL LAGOON



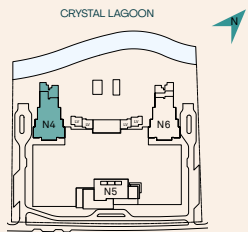
LEVELS 12, 14, 16 & 17 FLOOR PLAN

CRYSTAL LAGOON



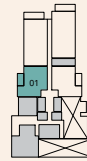
LEVELS 13 & 15 FLOOR PLAN

KEY PLAN



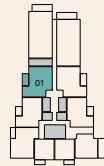
UNIT NUMBER	SUITE AREA		BALCONY AREA		TOTAL AREA	
	SQM	SQFT	SQM	SQFT	SQM	SQFT
101	115.60	1244.31	13.42	144.45	129.02	1388.76
201, 301, 401, 501, 601, 701, 801, 901, 1001, 1101, 1201, 1301, 1401, 1501	115.73	1245.71	13.35	143.70	129.08	1389.41

CRYSTAL LAGOON



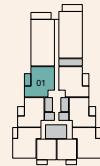
LEVEL 1 FLOOR PLAN

CRYSTAL LAGOON



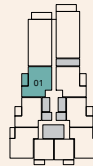
LEVEL 2 FLOOR PLAN

CRYSTAL LAGOON



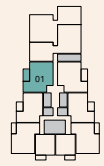
LEVELS 03, 05, 07 & 09 FLOOR PLAN

CRYSTAL LAGOON



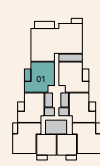
LEVELS 04, 06, 08 & 10 FLOOR PLAN

CRYSTAL LAGOON



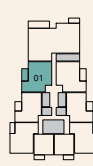
LEVEL 11 FLOOR PLAN

CRYSTAL LAGOON



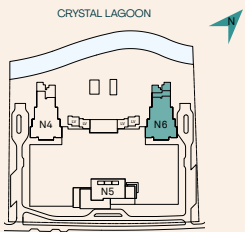
LEVELS 12, 14 & 15 FLOOR PLAN

CRYSTAL LAGOON



LEVEL 13 FLOOR PLAN

KEY PLAN

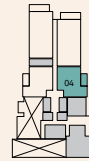


NAYA 4 — 2-BEDROOM + MAID 2M A.4

DISTRICT ONE NAYA RESIDENCES

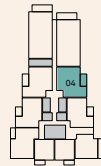
UNIT NUMBER	SUITE AREA		BALCONY AREA		TOTAL AREA	
	SQM	SQFT	SQM	SQFT	SQM	SQFT
104	115.14	1239.36	13.49	145.21	128.63	1384.56
204, 304, 404, 504, 604, 704, 804, 904, 1004, 1103, 1203, 1303, 1403, 1503, 1603, 1703	115.73	1245.71	13.35	143.70	129.08	1389.41

CRYSTAL LAGOON



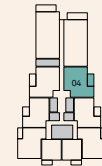
LEVEL 1 FLOOR PLAN

CRYSTAL LAGOON



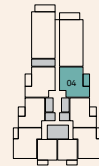
LEVEL 2 FLOOR PLAN

CRYSTAL LAGOON



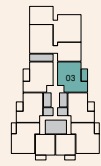
LEVELS 03, 05, 07 & 09
FLOOR PLAN

CRYSTAL LAGOON



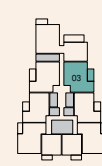
LEVELS 04, 06, 08 & 10
FLOOR PLAN

CRYSTAL LAGOON



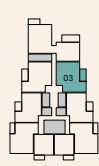
LEVEL 11 FLOOR PLAN

CRYSTAL LAGOON



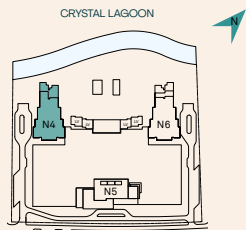
LEVELS 12, 14, 16 & 17
FLOOR PLAN

CRYSTAL LAGOON

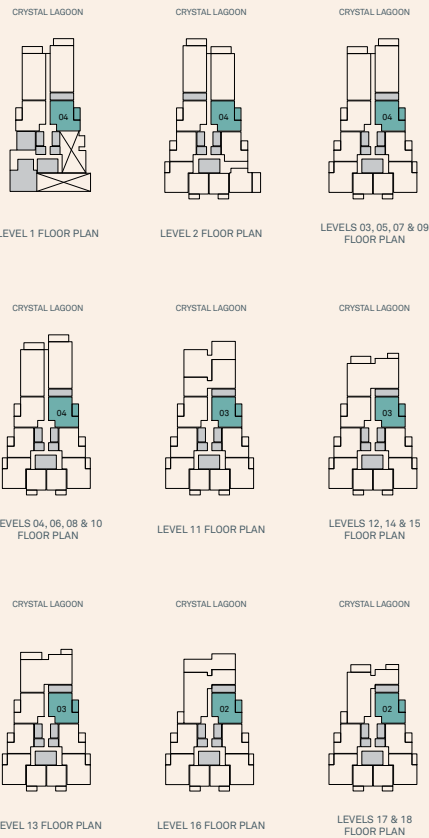


LEVELS 13 & 15
FLOOR PLAN

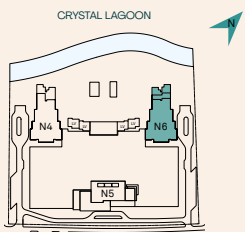
KEY PLAN



UNIT NUMBER	SUITE AREA		BALCONY AREA		TOTAL AREA	
	SQM	SQFT	SQM	SQFT	SQM	SQFT
104	115.60	1244.31	13.42	144.45	129.02	1388.76
204, 304, 404, 504, 604, 704, 804, 904, 1004, 1103, 1203, 1303, 1403, 1503, 1602, 1702, 1802	115.73	1245.71	13.35	143.70	129.08	1389.41



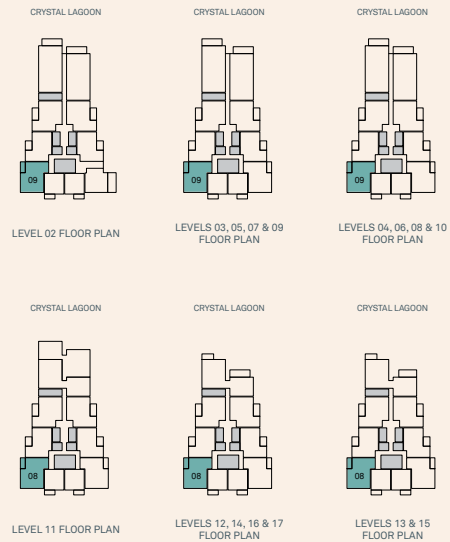
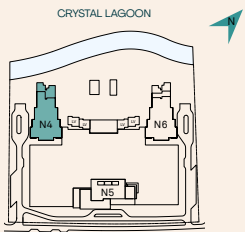
KEY PLAN



UNIT NUMBER	SUITE AREA		BALCONY AREA		TOTAL AREA	
	SQM	SQFT	SQM	SQFT	SQM	SQFT
209, 309, 409, 509, 609, 709, 809, 909, 1009, 1108, 1208, 1308, 1408, 1508, 1608, 1708	109.04	1173.70	8.56	92.14	117.60	1265.84

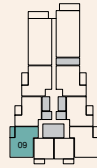


KEY PLAN



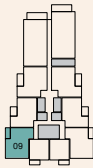
UNIT NUMBER	SUITE AREA		BALCONY AREA		TOTAL AREA	
	SQM	SQFT	SQM	SQFT	SQM	SQFT
309, 409, 509, 609, 709, 809, 909, 1009, 1108, 1208, 1308, 1408, 1508, 1607, 1707, 1807	109.04	1173.70	8.56	92.14	117.60	1265.84

CRYSTAL LAGOON



LEVELS 03, 05, 07 & 09
FLOOR PLAN

CRYSTAL LAGOON



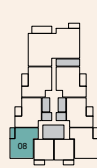
LEVELS 04, 06, 08 & 10
FLOOR PLAN

CRYSTAL LAGOON



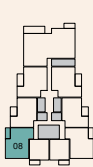
LEVEL 11 FLOOR PLAN

CRYSTAL LAGOON



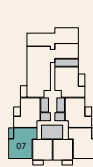
LEVELS 12, 14 & 15
FLOOR PLAN

CRYSTAL LAGOON



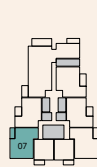
LEVEL 13 FLOOR PLAN

CRYSTAL LAGOON



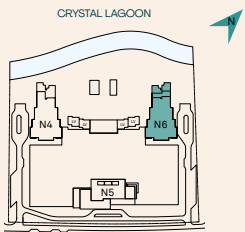
LEVEL 16 FLOOR PLAN

CRYSTAL LAGOON



LEVELS 17 & 18
FLOOR PLAN

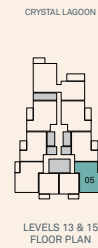
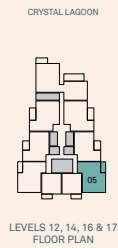
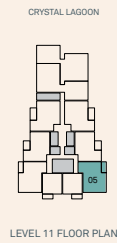
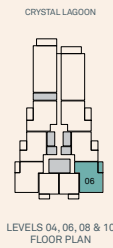
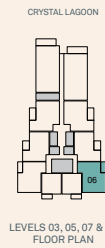
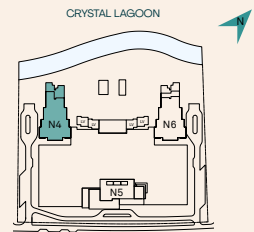
KEY PLAN



UNIT NUMBER	SUITE AREA		BALCONY AREA		TOTAL AREA	
	SQM	SQFT	SQM	SQFT	SQM	SQFT
306, 406, 506, 606, 706, 806, 906, 1006, 1105, 1205, 1305, 1405, 1505, 1605, 1705	109.04	1173.70	8.56	92.14	117.60	1265.84

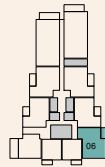


KEY PLAN



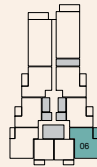
UNIT NUMBER	SUITE AREA		BALCONY AREA		TOTAL AREA	
	SQM	SQFT	SQM	SQFT	SQM	SQFT
206, 306, 406, 506, 606, 706, 806, 906, 1006, 1105, 1205, 1305, 1405, 1505, 1604, 1704, 1804	109.04	1173.70	8.56	92.14	117.60	1265.84

CRYSTAL LAGOON



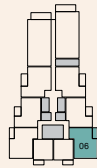
LEVEL 02 FLOOR PLAN

CRYSTAL LAGOON



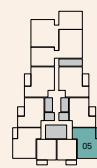
LEVELS 03, 05, 07 & 09 FLOOR PLAN

CRYSTAL LAGOON



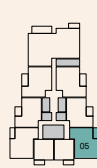
LEVELS 04, 06, 08 & 10 FLOOR PLAN

CRYSTAL LAGOON



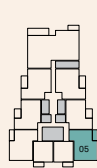
LEVEL 11 FLOOR PLAN

CRYSTAL LAGOON



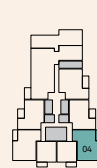
LEVELS 12, 14 & 15 FLOOR PLAN

CRYSTAL LAGOON



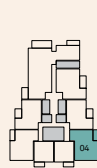
LEVEL 13 FLOOR PLAN

CRYSTAL LAGOON



LEVEL 16 FLOOR PLAN

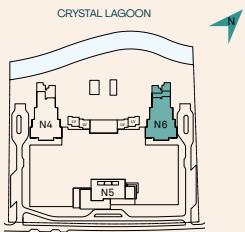
CRYSTAL LAGOON



LEVELS 17 & 18 FLOOR PLAN



KEY PLAN



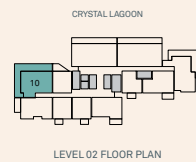
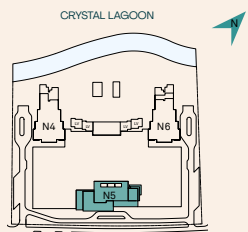
NAYA 5 — 2-BEDROOM + MAID 2M B.1

DISTRICT ONE NAYA RESIDENCES

UNIT NUMBER	SUITE AREA		BALCONY AREA		TOTAL AREA	
	SQM	SQFT	SQM	SQFT	SQM	SQFT
210	116.46	1253.57	75.83	816.23	192.29	2069.79



KEY PLAN



Disclaimer: Plans, details and unit orientation included are indicative only and are subject to change by the developer/seller at its sole discretion without notice and/or liability. All images, including features, finishes, furnishings, view and scale are illustrative only. Final areas, orientation, dimensions, layout and materials may differ from those stated.

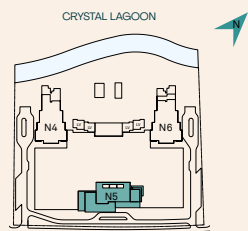
NAYA 5 — 2-BEDROOM + MAID 2M B.2

DISTRICT ONE NAYA RESIDENCES

UNIT NUMBER	SUITE AREA		BALCONY AREA		TOTAL AREA	
	SQM	SQFT	SQM	SQFT	SQM	SQFT
310, 410, 510, 610, 710, 810, 910, 1010, 1110, 1210, 1310	116.54	1254.43	11.90	128.09	128.44	1382.52



KEY PLAN



Disclaimer: Plans, details and unit orientation included are indicative only and are subject to change by the developer/seller at its sole discretion without notice and/or liability. All images, including features, finishes, furnishings, view and scale are illustrative only. Final areas, orientation, dimensions, layout and materials may differ from those stated.

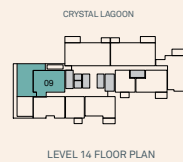
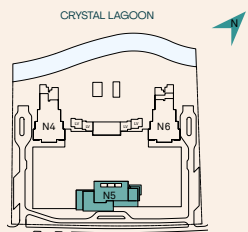
NAYA 5 — 2-BEDROOM + MAID 2M B.3

DISTRICT ONE NAYA RESIDENCES

UNIT NUMBER	SUITE AREA		BALCONY AREA		TOTAL AREA	
	SQM	SQFT	SQM	SQFT	SQM	SQFT
1409	116.93	1258.62	100.37	1080.37	217.30	2339.00



KEY PLAN



Disclaimer: Plans, details and unit orientation included are indicative only and are subject to change by the developer/seller at its sole discretion without notice and/or liability. All images, including features, finishes, furnishings, view and scale are illustrative only. Final areas, orientation, dimensions, layout and materials may differ from those stated.

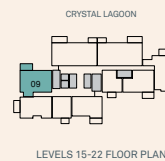
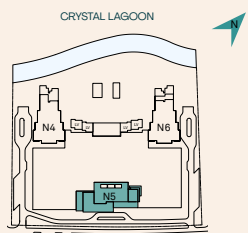
NAYA 5 — 2-BEDROOM + MAID 2M B.4

DISTRICT ONE NAYA RESIDENCES

UNIT NUMBER	SUITE AREA		BALCONY AREA		TOTAL AREA	
	SQM	SQFT	SQM	SQFT	SQM	SQFT
1509, 1609, 1709, 1809, 1909, 2009, 2109, 2209	117.01	1259.49	12.90	138.85	129.91	1398.34



KEY PLAN

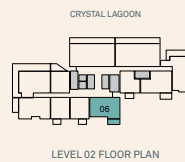
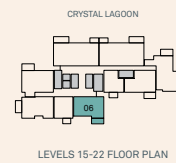
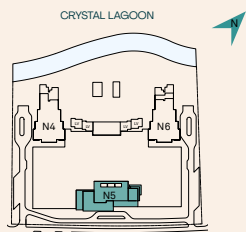


Disclaimer: Plans, details and unit orientation included are indicative only and are subject to change by the developer/seller at its sole discretion without notice and/or liability. All images, including features, finishes, furnishings, view and scale are illustrative only. Final areas, orientation, dimensions, layout and materials may differ from those stated.

UNIT NUMBER	SUITE AREA		BALCONY AREA		TOTAL AREA	
	SQM	SQFT	SQM	SQFT	SQM	SQFT
206, 306, 406, 506, 606, 706, 806, 906, 1006, 1106, 1206, 1306, 1406, 1506, 1606, 1706, 1806, 1906, 2006, 2106, 2206	97.30	1047.33	10.34	111.30	107.64	1158.63



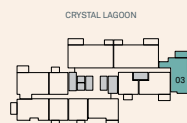
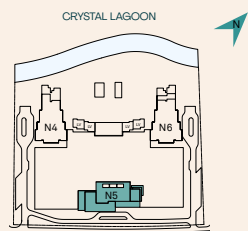
KEY PLAN



UNIT NUMBER	SUITE AREA		BALCONY AREA		TOTAL AREA	
	SQM	SQFT	SQM	SQFT	SQM	SQFT
303, 403, 503, 603, 703, 803, 903, 1003, 1103, 1203, 1303	116.70	1256.15	12.16	130.89	128.86	1387.04
1403, 1503, 1603, 1703, 1803, 1903, 2003, 2103, 2203	116.89	1258.19	12.16	130.89	129.05	1389.08



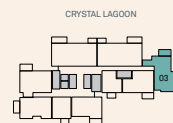
KEY PLAN



LEVELS 03-13 FLOOR PLAN



LEVEL 14 FLOOR PLAN



LEVELS 15-22 FLOOR PLAN

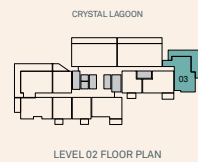
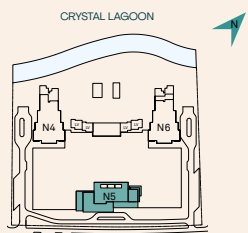
NAYA 5 — 2-BEDROOM + MAID 2M C.2

DISTRICT ONE NAYA RESIDENCES

UNIT NUMBER	SUITE AREA		BALCONY AREA		TOTAL AREA	
	SQM	SQFT	SQM	SQFT	SQM	SQFT
203	116.61	1255.18	67.40	725.49	184.01	1980.67



KEY PLAN

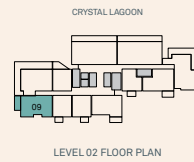
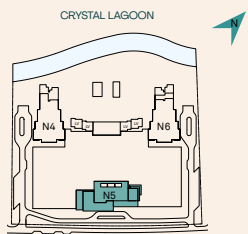


Disclaimer: Plans, details and unit orientation included are indicative only and are subject to change by the developer/seller at its sole discretion without notice and/or liability. All images, including features, finishes, furnishings, view and scale are illustrative only. Final areas, orientation, dimensions, layout and materials may differ from those stated.

UNIT NUMBER	SUITE AREA		BALCONY AREA		TOTAL AREA	
	SQM	SQFT	SQM	SQFT	SQM	SQFT
209	103.30	1111.91	15.39	165.66	118.69	1277.57



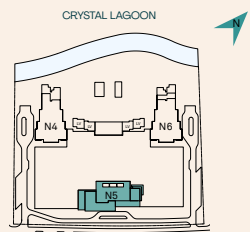
KEY PLAN



UNIT NUMBER	SUITE AREA		BALCONY AREA		TOTAL AREA	
	SQM	SQFT	SQM	SQFT	SQM	SQFT
309, 409, 509, 609, 709, 809, 909, 1009, 1109, 1209, 1309	103.30	1111.91	10.59	113.99	113.89	1225.90



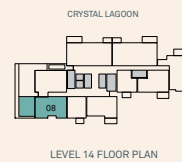
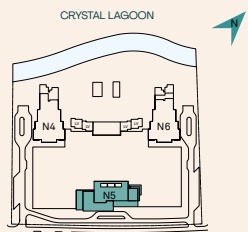
KEY PLAN



UNIT NUMBER	SUITE AREA		BALCONY AREA		TOTAL AREA	
	SQM	SQFT	SQM	SQFT	SQM	SQFT
1408	103.59	1115.03	56.73	610.64	160.32	1725.67



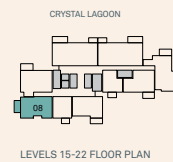
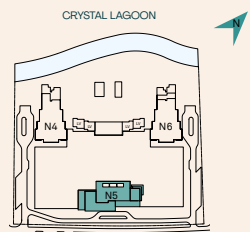
KEY PLAN



UNIT NUMBER	SUITE AREA		BALCONY AREA		TOTAL AREA	
	SQM	SQFT	SQM	SQFT	SQM	SQFT
1508, 1608, 1708, 1808, 1908, 2008, 2108, 2208	103.66	1115.79	10.21	109.90	113.87	1225.69



KEY PLAN

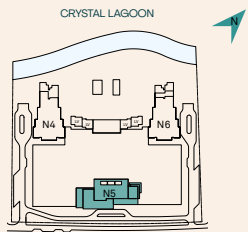


UNIT NUMBER	SUITE AREA		BALCONY AREA		TOTAL AREA	
	SQM	SQFT	SQM	SQFT	SQM	SQFT
204	98.75	1062.94	11.21	120.66	109.96	1183.60

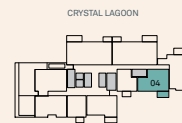
304, 404, 504, 604, 704, 804, 904, 1004, 1104, 1204, 1304, 1404, 1504, 1604, 1704, 1804, 1904, 2004, 2104, 2204	98.89	1064.44	11.21	120.66	110.10	1185.11
--	-------	---------	-------	--------	--------	---------



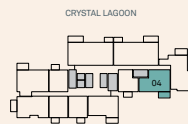
KEY PLAN



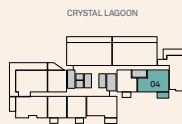
LEVELS 15-22 FLOOR PLAN



LEVEL 14 FLOOR PLAN



LEVELS 03-13 FLOOR PLAN

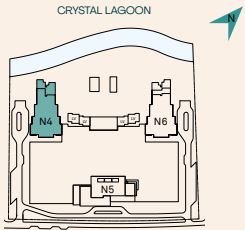


LEVEL 02 FLOOR PLAN

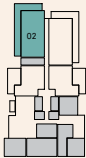
3-BEDROOM

UNIT NUMBER	SUITE AREA		BALCONY AREA		TOTAL AREA	
	SQM	SQFT	SQM	SQFT	SQM	SQFT
G02	166.99	1797.47	80.33	864.66	247.32	2662.13

KEY PLAN



CRYSTAL LAGOON



LEVEL GROUND FLOOR PLAN

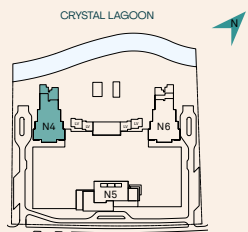


Disclaimer: Plans, details and unit orientation included are indicative only and are subject to change by the developer/seller at its sole discretion without notice and/or liability. All images, including features, finishes, furnishings, view and scale are illustrative only. Final areas, orientation, dimensions, layout and materials may differ from those stated.

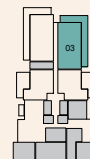
UNIT NUMBER	SUITE AREA		BALCONY AREA		TOTAL AREA	
	SQM	SQFT	SQM	SQFT	SQM	SQFT
G03	166.98	1797.36	78.82	848.41	245.80	2645.77



KEY PLAN



CRYSTAL LAGOON

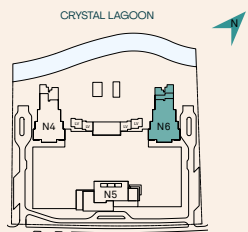


LEVEL GROUND FLOOR PLAN

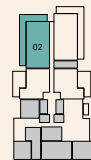
UNIT NUMBER	SUITE AREA		BALCONY AREA		TOTAL AREA	
	SQM	SQFT	SQM	SQFT	SQM	SQFT
G02	166.48	1791.98	78.82	848.41	245.30	2640.39



KEY PLAN



CRYSTAL LAGOON

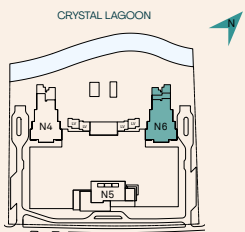


LEVEL GROUND FLOOR PLAN

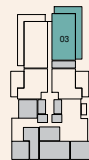
UNIT NUMBER	SUITE AREA		BALCONY AREA		TOTAL AREA	
	SQM	SQFT	SQM	SQFT	SQM	SQFT
G03	166.98	1797.36	80.39	865.31	247.37	2662.67



KEY PLAN



CRYSTAL LAGOON



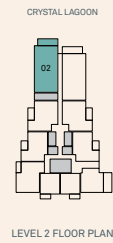
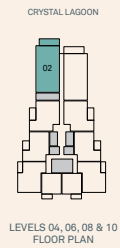
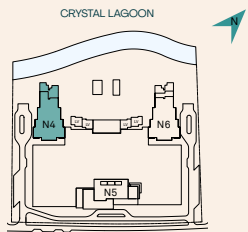
LEVEL GROUND FLOOR PLAN

NAYA 4 ————— 3-BEDROOM 3A.5

DISTRICT ONE NAYA RESIDENCES

UNIT NUMBER	SUITE AREA		BALCONY AREA		TOTAL AREA	
	SQM	SQFT	SQM	SQFT	SQM	SQFT
202, 402, 602, 802, 1002	167.31	1800.91	22.46	241.76	189.77	2042.67

KEY PLAN

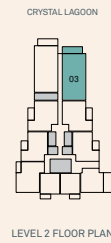
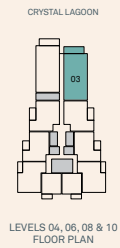
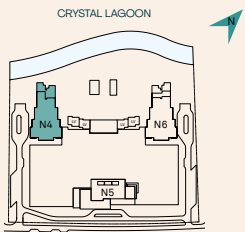


Disclaimer: Plans, details and unit orientation included are indicative only and are subject to change by the developer/seller at its sole discretion without notice and/or liability. All images, including features, finishes, furnishings, view and scale are illustrative only. Final areas, orientation, dimensions, layout and materials may differ from those stated.

UNIT NUMBER	SUITE AREA		BALCONY AREA		TOTAL AREA	
	SQM	SQFT	SQM	SQFT	SQM	SQFT
203, 403, 603, 803, 1003	167.30	1800.80	22.46	241.76	189.76	2042.56



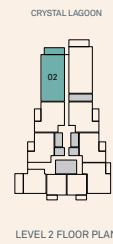
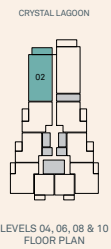
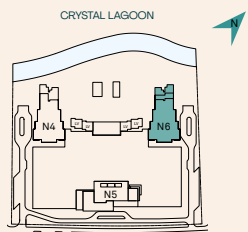
KEY PLAN



UNIT NUMBER	SUITE AREA		BALCONY AREA		TOTAL AREA	
	SQM	SQFT	SQM	SQFT	SQM	SQFT
202, 402, 602, 802, 1002	166.80	1795.42	22.46	241.76	189.26	2037.18



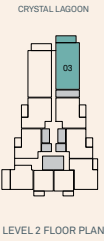
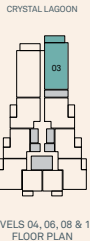
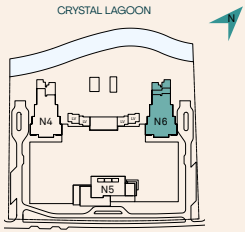
KEY PLAN



UNIT NUMBER	SUITE AREA		BALCONY AREA		TOTAL AREA	
	SQM	SQFT	SQM	SQFT	SQM	SQFT
203, 403, 603, 803, 1003	167.27	1800.48	22.46	241.76	189.73	2042.24



KEY PLAN



Disclaimer: Plans, details and unit orientation included are indicative only and are subject to change by the developer/seller at its sole discretion without notice and/or liability. All images, including features, finishes, furnishings, view and scale are illustrative only. Final areas, orientation, dimensions, layout and materials may differ from those stated.

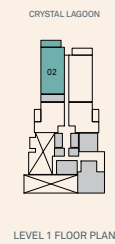
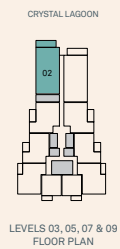
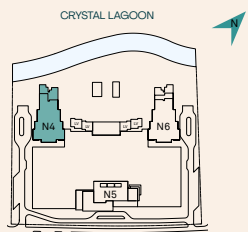
NAYA 4 ————— 3-BEDROOM 3A.9

DISTRICT ONE NAYA RESIDENCES

UNIT NUMBER	SUITE AREA		BALCONY AREA		TOTAL AREA	
	SQM	SQFT	SQM	SQFT	SQM	SQFT
102	167.11	1798.76	19.38	208.60	186.49	2007.36
302, 502, 702, 902	187.31	1800.91	19.38	208.60	186.69	2009.51



KEY PLAN

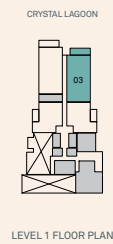
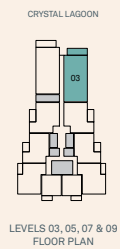
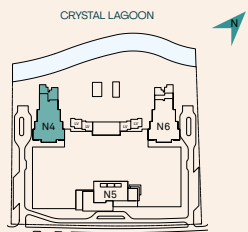


Disclaimer: Plans, details and unit orientation included are indicative only and are subject to change by the developer/seller at its sole discretion without notice and/or liability. All images, including features, finishes, furnishings, view and scale are illustrative only. Final areas, orientation, dimensions, layout and materials may differ from those stated.

UNIT NUMBER	SUITE AREA		BALCONY AREA		TOTAL AREA	
	SQM	SQFT	SQM	SQFT	SQM	SQFT
103	167.10	1798.65	19.38	208.60	186.48	2007.25
303, 503, 703, 903	187.30	1800.80	19.38	208.60	186.68	2009.41



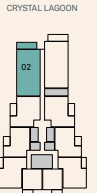
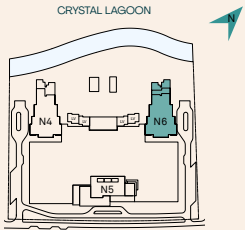
KEY PLAN



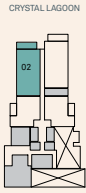
UNIT NUMBER	SUITE AREA		BALCONY AREA		TOTAL AREA	
	SQM	SQFT	SQM	SQFT	SQM	SQFT
102	166.60	1793.27	19.38	208.60	185.98	2001.87
302, 502, 702, 902	186.80	1795.42	19.38	208.60	186.18	2004.02



KEY PLAN



LEVELS 03, 05, 07 & 09 FLOOR PLAN



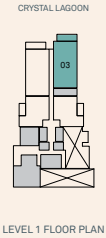
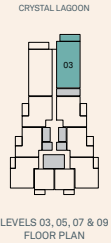
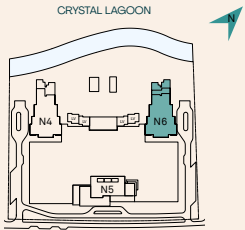
LEVEL 1 FLOOR PLAN

Disclaimer: Plans, details and unit orientation included are indicative only and are subject to change by the developer/seller at its sole discretion without notice and/or liability. All images, including features, finishes, furnishings, view and scale are illustrative only. Final areas, orientation, dimensions, layout and materials may differ from those stated.

UNIT NUMBER	SUITE AREA		BALCONY AREA		TOTAL AREA	
	SQM	SQFT	SQM	SQFT	SQM	SQFT
103	167.10	1798.65	19.38	208.60	186.48	2007.25
303, 503, 703, 903	187.27	1800.48	19.38	208.60	186.65	2009.08



KEY PLAN

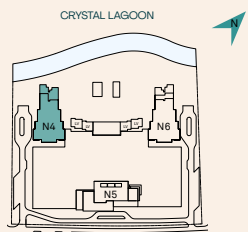


Disclaimer: Plans, details and unit orientation included are indicative only and are subject to change by the developer/seller at its sole discretion without notice and/or liability. All images, including features, finishes, furnishings, view and scale are illustrative only. Final areas, orientation, dimensions, layout and materials may differ from those stated.

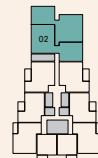
UNIT NUMBER	SUITE AREA		BALCONY AREA		TOTAL AREA	
	SQM	SQFT	SQM	SQFT	SQM	SQFT
1102	179.59	1933.09	180.91	1947.30	360.50	3880.39



KEY PLAN



CRYSTAL LAGOON

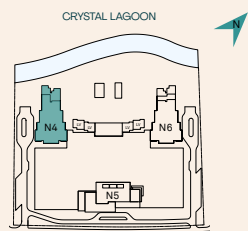


LEVEL 11 FLOOR PLAN

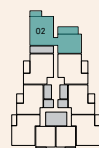
UNIT NUMBER	SUITE AREA		BALCONY AREA		TOTAL AREA	
	SQM	SQFT	SQM	SQFT	SQM	SQFT
1202, 1402, 1602, 1702	179.59	1933.09	31.77	341.97	211.36	2275.06



KEY PLAN



CRYSTAL LAGOON

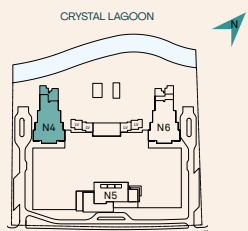


LEVELS 12, 14, 16 & 17
FLOOR PLAN

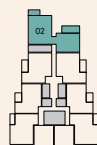
UNIT NUMBER	SUITE AREA		BALCONY AREA		TOTAL AREA	
	SQM	SQFT	SQM	SQFT	SQM	SQFT
1302, 1502	179.59	1933.09	28.68	308.71	208.27	2241.80



KEY PLAN



CRYSTAL LAGOON

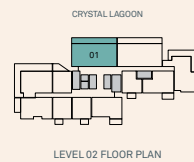
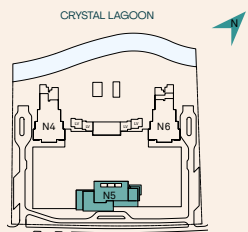


LEVELS 13 & 15
FLOOR PLAN

UNIT NUMBER	SUITE AREA		BALCONY AREA		TOTAL AREA	
	SQM	SQFT	SQM	SQFT	SQM	SQFT
201	163.57	1760.65	44.27	476.52	207.84	2237.17



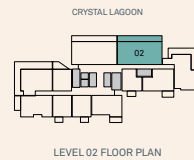
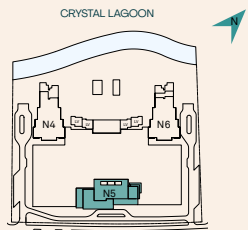
KEY PLAN



UNIT NUMBER	SUITE AREA		BALCONY AREA		TOTAL AREA	
	SQM	SQFT	SQM	SQFT	SQM	SQFT
202	163.31	1757.85	44.27	476.52	207.58	2234.37



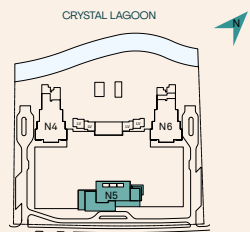
KEY PLAN



UNIT NUMBER	SUITE AREA		BALCONY AREA		TOTAL AREA	
	SQM	SQFT	SQM	SQFT	SQM	SQFT
301, 401, 501, 601, 701, 801, 901, 1001, 1101, 1201, 1301, 1401, 1501, 1601, 1701, 1801, 1901, 2001, 2101, 2201	163.57	1760.65	21.19	228.09	184.76	1988.74



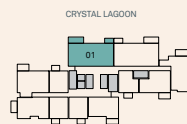
KEY PLAN



LEVELS 15-22 FLOOR PLAN



LEVEL 14 FLOOR PLAN

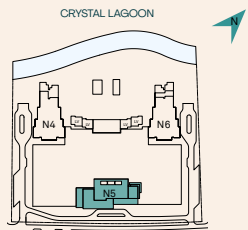


LEVELS 03-13 FLOOR PLAN

UNIT NUMBER	SUITE AREA		BALCONY AREA		TOTAL AREA	
	SQM	SQFT	SQM	SQFT	SQM	SQFT
302, 402, 502, 602, 702, 802, 902, 1002, 1102, 1202, 1302	163.31	1757.85	21.18	227.98	184.49	1985.83
1402, 1502, 1602, 1702, 1802, 1902, 2002, 2102, 2202	163.58	1760.76	21.18	227.98	184.76	1988.74



KEY PLAN

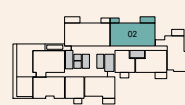


CRYSTAL LAGOON



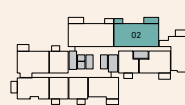
LEVELS 15-22 FLOOR PLAN

CRYSTAL LAGOON



LEVEL 14 FLOOR PLAN

CRYSTAL LAGOON



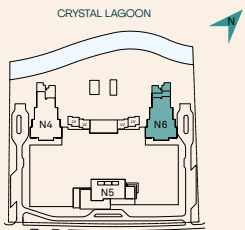
LEVELS 03-13 FLOOR PLAN

4-BEDROOM

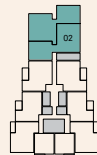
UNIT NUMBER	SUITE AREA		BALCONY AREA		TOTAL AREA	
	SQM	SQFT	SQM	SQFT	SQM	SQFT
1102	245.13	2638.56	114.92	1236.99	360.05	3875.55



KEY PLAN



CRYSTAL LAGOON

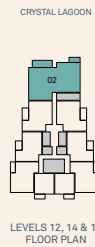
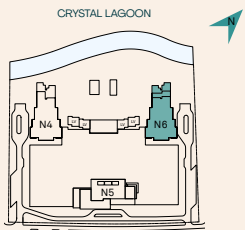


LEVEL 11 FLOOR PLAN

UNIT NUMBER	SUITE AREA		BALCONY AREA		TOTAL AREA	
	SQM	SQFT	SQM	SQFT	SQM	SQFT
1202, 1402, 1502	245.13	2638.56	30.39	327.12	275.52	2965.67



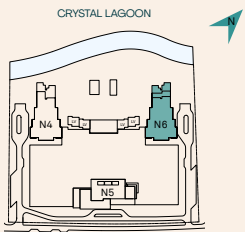
KEY PLAN



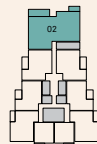
UNIT NUMBER	SUITE AREA		BALCONY AREA		TOTAL AREA	
	SQM	SQFT	SQM	SQFT	SQM	SQFT
1302	245.13	2638.56	31.94	343.80	277.07	2982.36



KEY PLAN



CRYSTAL LAGOON

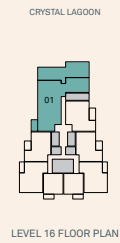
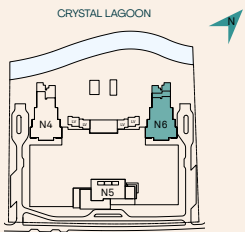


LEVEL 13 FLOOR PLAN

UNIT NUMBER	SUITE AREA		BALCONY AREA		TOTAL AREA	
	SQM	SQFT	SQM	SQFT	SQM	SQFT
1601	239.98	2583.12	124.97	1345.17	364.95	3928.29



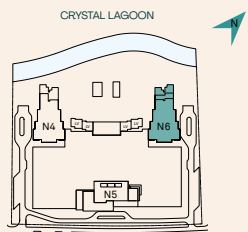
KEY PLAN



UNIT NUMBER	SUITE AREA		BALCONY AREA		TOTAL AREA	
	SQM	SQFT	SQM	SQFT	SQM	SQFT
1701, 1801	239.98	2583.12	44.72	481.36	284.70	3064.49

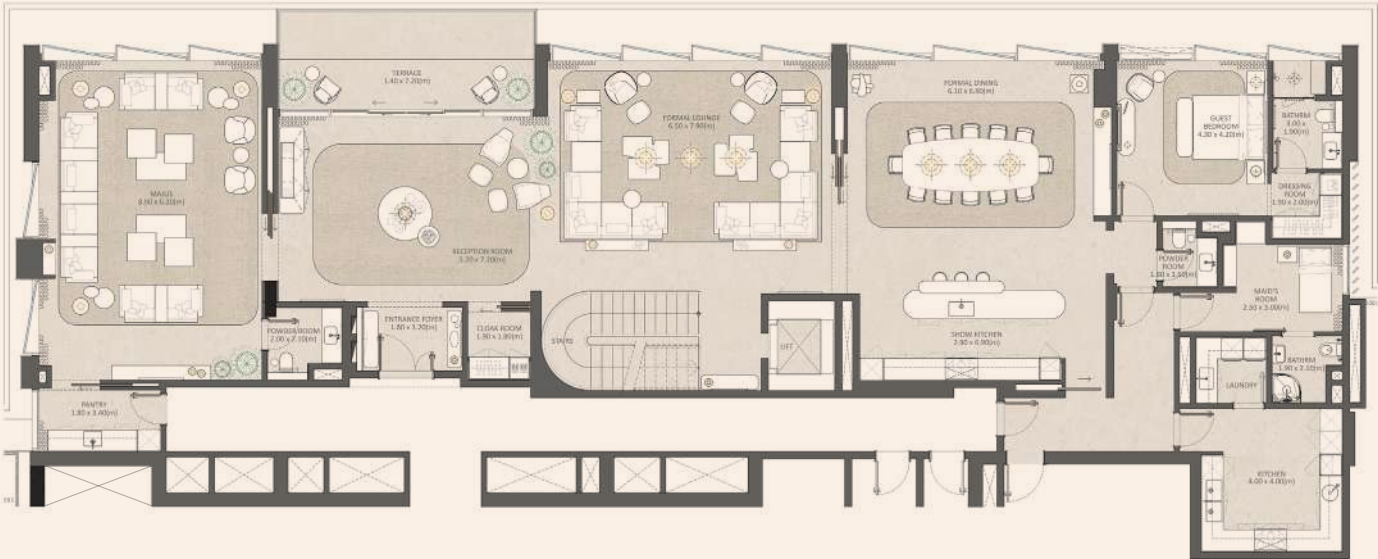


KEY PLAN

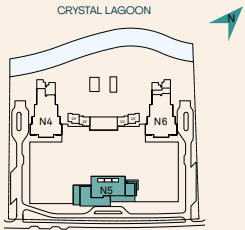


PENTHOUSE

UNIT NUMBER	SUITE AREA		BALCONY AREA		TOTAL AREA	
	SQM	SQFT	SQM	SQFT	SQM	SQFT
2301	642.46	6915.38	155.38	1672.50	797.84	8587.88



KEY PLAN

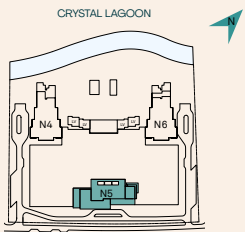


Disclaimer: Plans, details and unit orientation included are indicative only and are subject to change by the developer/seller at its sole discretion without notice and/or liability. All images, including features, finishes, furnishings, view and scale are illustrative only. Final areas, orientation, dimensions, layout and materials may differ from those stated.

UNIT NUMBER	SUITE AREA		BALCONY AREA		TOTAL AREA	
	SQM	SQFT	SQM	SQFT	SQM	SQFT
2301	642.46	6915.38	155.38	1672.50	797.84	8587.88



KEY PLAN



LEVEL 24 FLOOR PLAN

NAKHEEL