

# VOXA

COMMERCIAL . OFFICES . RESIDENCES

— JVT —

JUMEIRAH VILLAGE TRIANGLE

LIFE FINDS ITS VOICE

بانثيون  
PANTHEON  
DEVELOPMENT



AL KHAIL VIEW

AL KHAIL VIEW

AL KHAIL VIEW



MARINA | GOLF VIEW

MARINA | GOLF VIEW

MARINA | GOLF VIEW

|  |  |   |                 |
|--|--|---|-----------------|
| <div><div><div><div><div><div></div></div></div><div><div><div><span>بانثيون</span></div><div>PANTHEON</div><div>DEVELOPMENT</div></div></div></div></div></div> | <div><div>FLOOR LAYOUT</div><div>GROUND FLOOR PLAN</div></div> | UNIT COLOR KEY  | VOXA RESIDENCES |
|  |  | <div><div><div></div>RETAIL</div><div><div></div>SHOWROOM</div></div> |                 |





1<sup>ST</sup> PODIUM FLOOR PLAN

FLOOR LAYOUT

Office

Al Khail View ↙

Al Khail View ↗



Marina View ↙

Marina View ↘







# 2<sup>ND</sup> PODIUM FLOOR PLAN

## FLOOR LAYOUT

Office

Al Khail View ↖

Al Khail View ↗



Marina View ↙

Marina View ↘





Floor Layout

Marina View ↙

Marina View ↗

## FIRST FLOOR PLAN

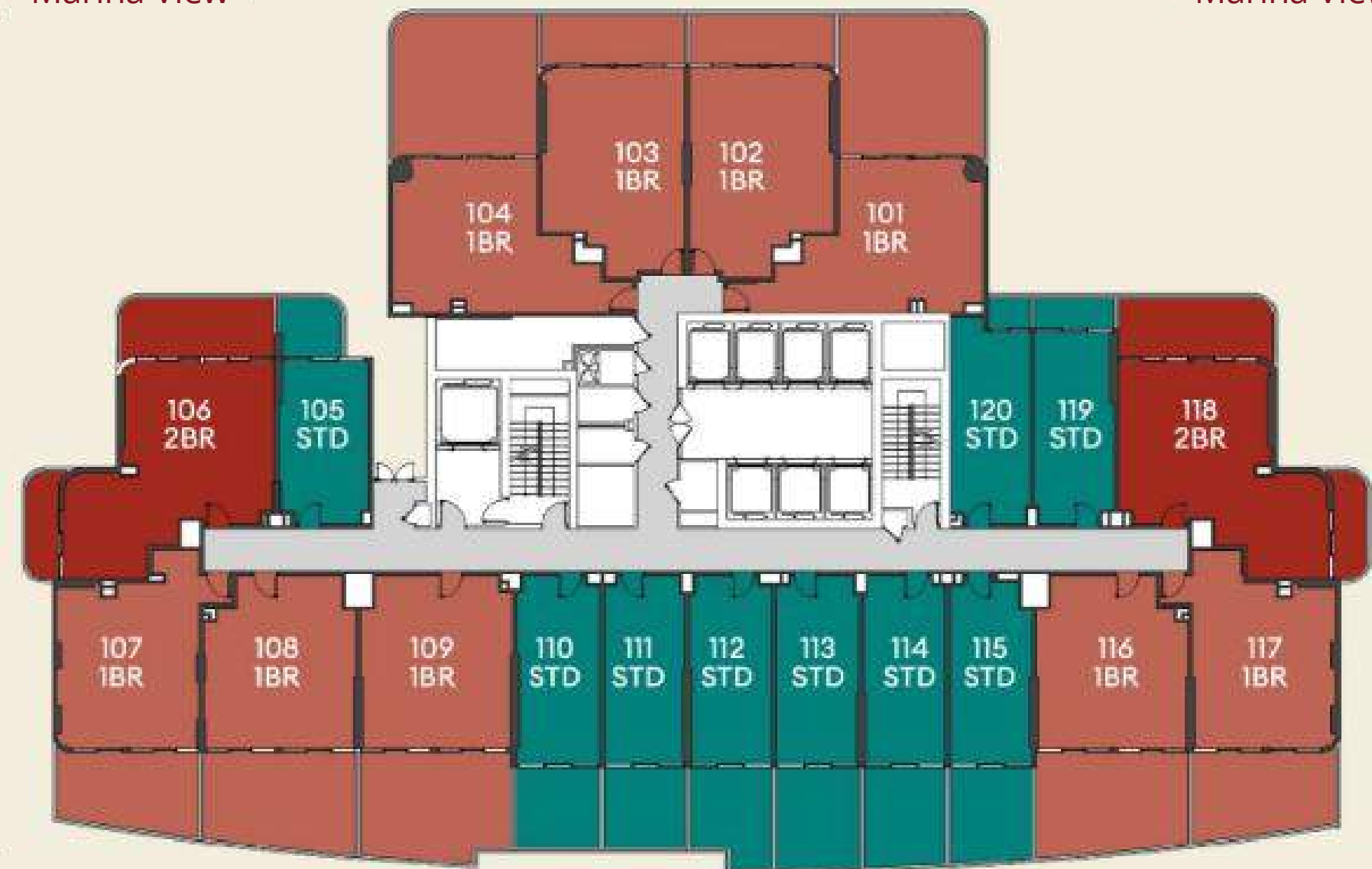
Studio

1 Bedroom

2 Bedroom

↙ Golf Course View

Golf Course View ↘





## FLOOR LAYOUT

## TYPICAL FLOOR PLAN

Studio

1 Bedroom

2 Bedroom



Marina View ↙

Marina View ↗

↙ Golf Course View

Golf Course View ↘





Floor Layout

Marina View

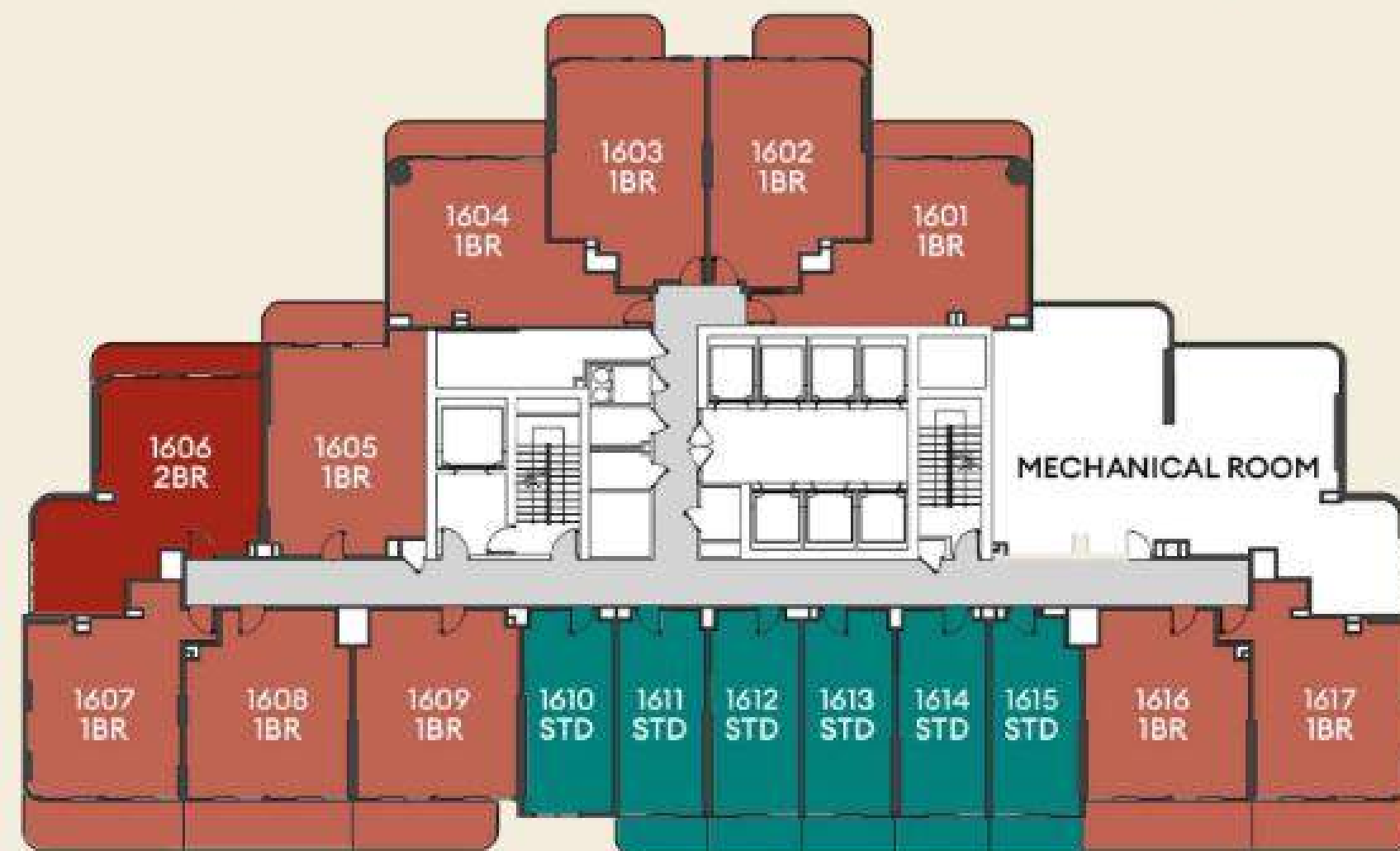
Marina View

## 16<sup>TH</sup> TO 17<sup>TH</sup> TYPICAL FLOOR PLAN

Studio

1 Bedroom

2 Bedroom



Golf Course View

Golf Course View

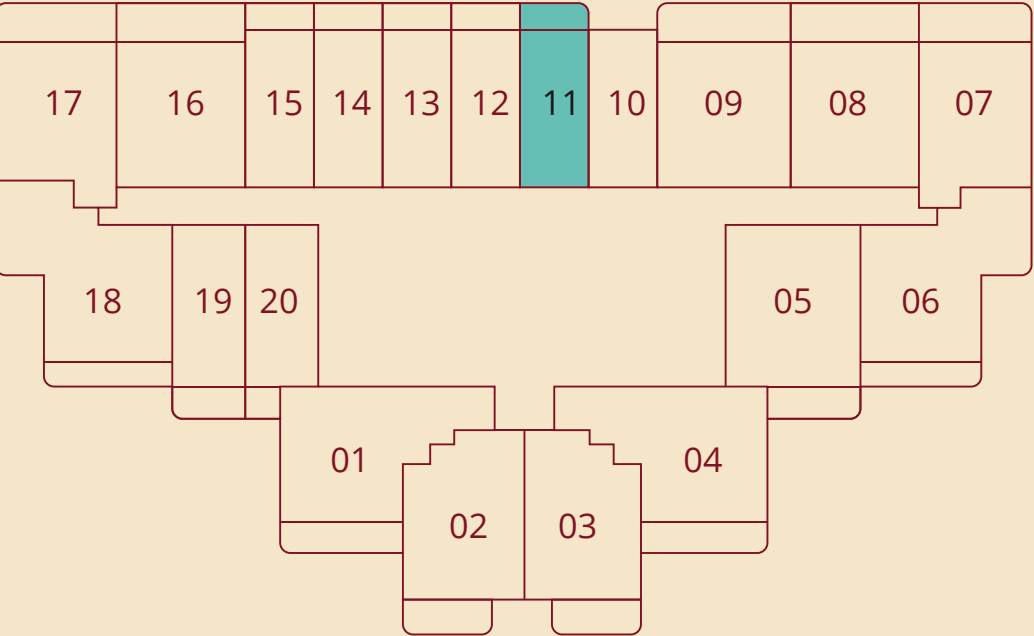
TYPICAL  
STUDIO



STUDIO

|              |             |                |
|--------------|-------------|----------------|
| SUITE AREA   | 30.19sq. m  | 324.96 sq. ft. |
| BALCONY AREA | 5.81sq. m   | 62.54 sq. ft.  |
| TOTAL AREA   | 36.00 sq. m | 387.50 sq. ft. |

TYPICAL FLOOR PLAN



1 2nd Floor to  
15th Floor

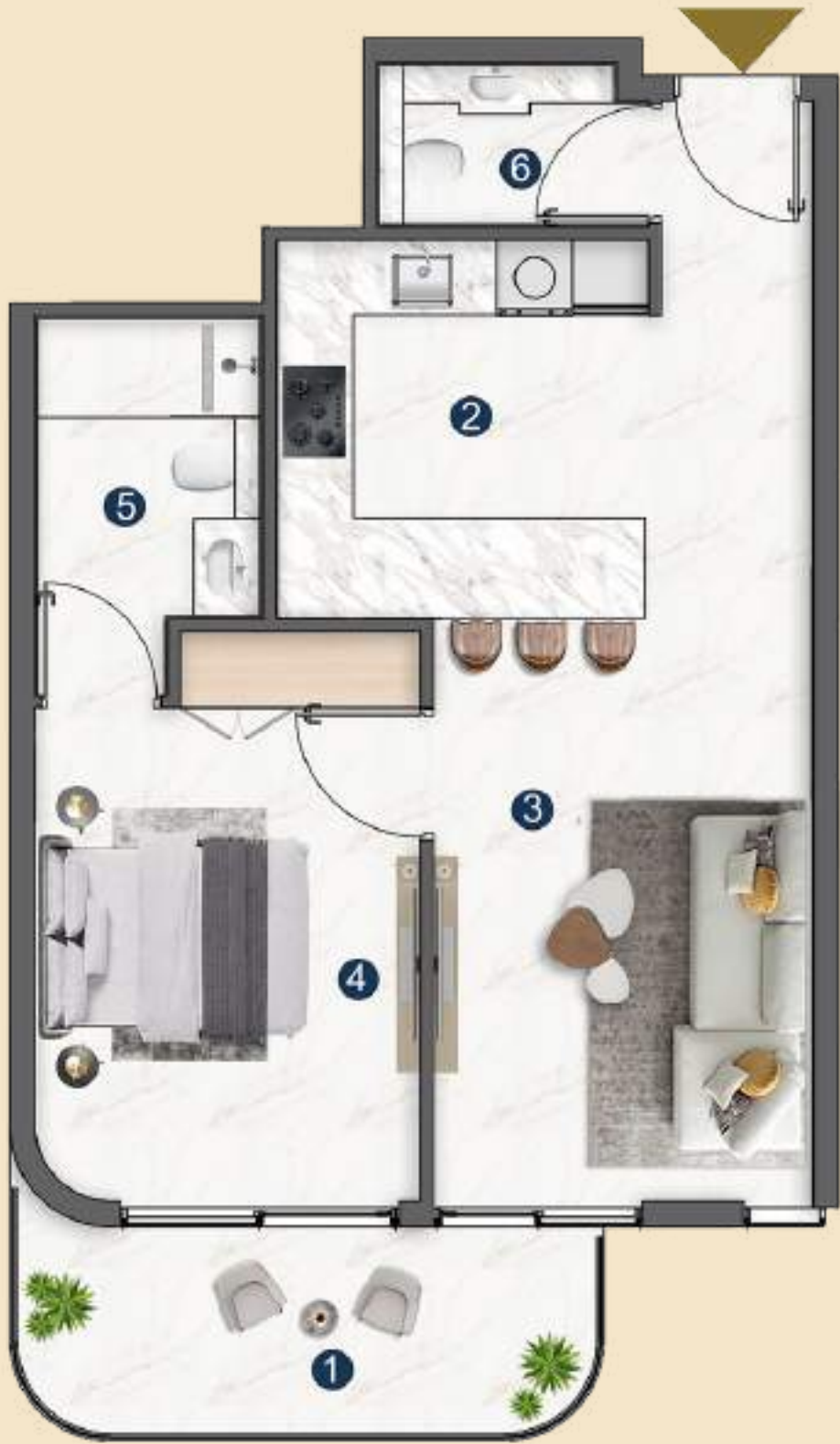
1 16th Floor to  
17th Floor

1 18th Floor to  
27th Floor

|                   |                 |
|-------------------|-----------------|
| 1.BALCONY         | 3.74x1.60 sq. m |
| 2.KITCHEN         | 2.75x1.80 sq. m |
| 3.LIVING/ BEDROOM | 4.80x3.40 sq. m |
| 4.BATH            | 2.60x1.22 sq. m |



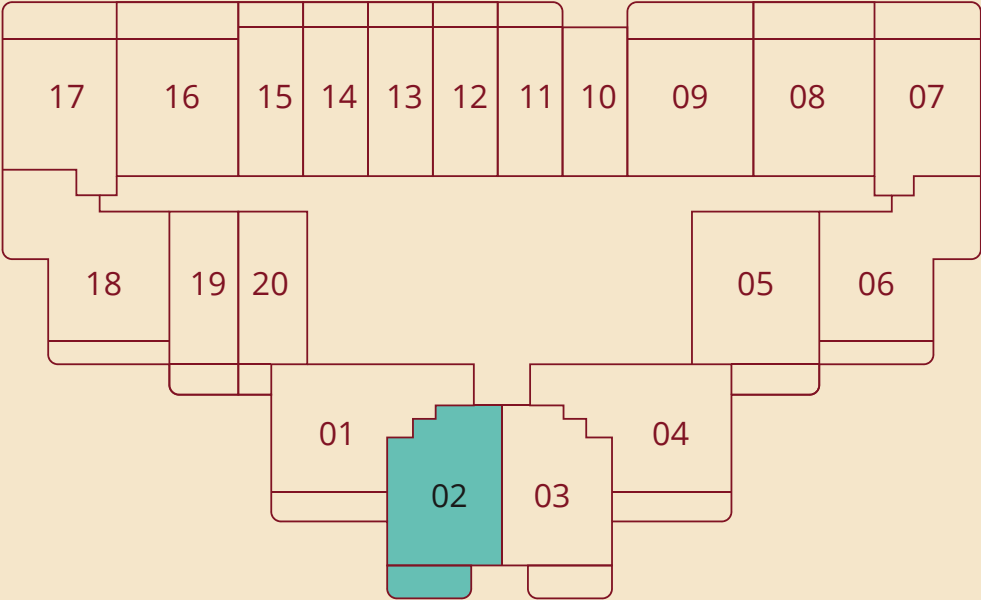
TYPICAL  
1 BEDROOM



1 BEDROOM

|              |             |               |
|--------------|-------------|---------------|
| SUITE AREA   | 52.80 sq.m. | 568.33 sq.ft. |
| BALCONY AREA | 7.92 sq.m.  | 85.25 sq.ft.  |
| TOTAL AREA   | 60.72 sq.m. | 653.58 sq.ft. |

TYPICAL FLOOR PLAN



02 2nd Floor to  
15th Floor

02 16th Floor to  
17th Floor

02 18th Floor to  
27th Floor

|            |               |
|------------|---------------|
| 1.BALCONY  | 4.69x1.70 SQM |
| 2.KITCHEN  | 2.93x3.00 SQM |
| 3.LIVING   | 4.65x3.00 SQM |
| 4.BEDROOM  | 3.95x3.06 SQM |
| 5.BATH     | 3.00x1.80 SQM |
| 6.PWD ROOM | 2.05x1.30 SQM |



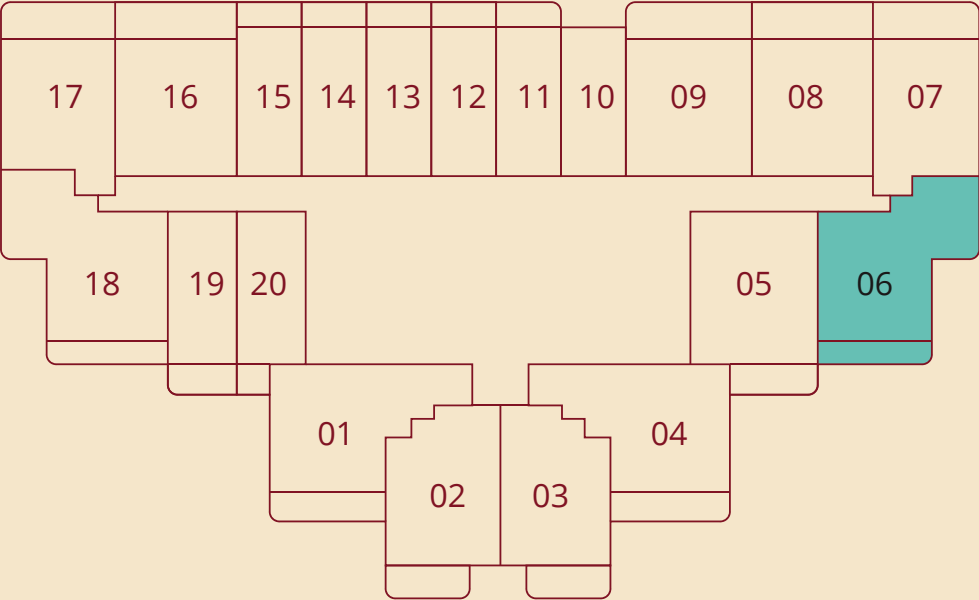
TYPICAL  
2 BEDROOM



2 BEDROOM

|              |             |                |
|--------------|-------------|----------------|
| SUITE AREA   | 63.68 sq. m | 685.45 sq. ft. |
| BALCONY AREA | 8.82 sq. m  | 94.94 sq. ft.  |
| TOTAL AREA   | 72.50 sq. m | 780.38 sq. ft. |

TYPICAL FLOOR PLAN



06

2nd Floor to  
15th Floor

06

16th Floor to  
17th Floor

06

18th Floor to  
27th Floor

|           |                 |
|-----------|-----------------|
| 1.BALCONY | 6.80x1.25 sq. m |
| 2.KITCHEN | 1.79x3.09 sq. m |
| 3.LIVING  | 3.91x3.00 sq. m |
| 4.BEDROOM | 3.45x4.85 sq. m |
| 5.BATH    | 1.50x2.25 sq. m |
| 6.PWD     | 1.26x2.15 sq. m |
| 7.BEDROOM | 3.60x4.40 sq. m |
| 8.BATH    | 1.45x2.30 sq. m |

Disclaimer: All images used are for illustrative purposes only and do not represent the actual size, features, specifications, fittings, and furnishings. The developer reserves the right to make revisions / alterations, at its absolute discretion, without any liability whatsoever.

Access our digital PDF for detailed information to explore the full range of our floor and unit plans.



# VOXA

COMMERCIAL . OFFICES . RESIDENCES

— JVT —

JUMEIRAH VILLAGE TRIANGLE

LIFE FINDS ITS VOICE

بانثيون  
PANTHEON  
DEVELOPMENT