

Rosehill

DUBAI HILLS ESTATE

FLOOR PLAN - BLOCK B

EMAAR

Rosehill

DUBAI HILLS ESTATE

BLOCK B

1 BEDROOM TYPE 3A

UNITS

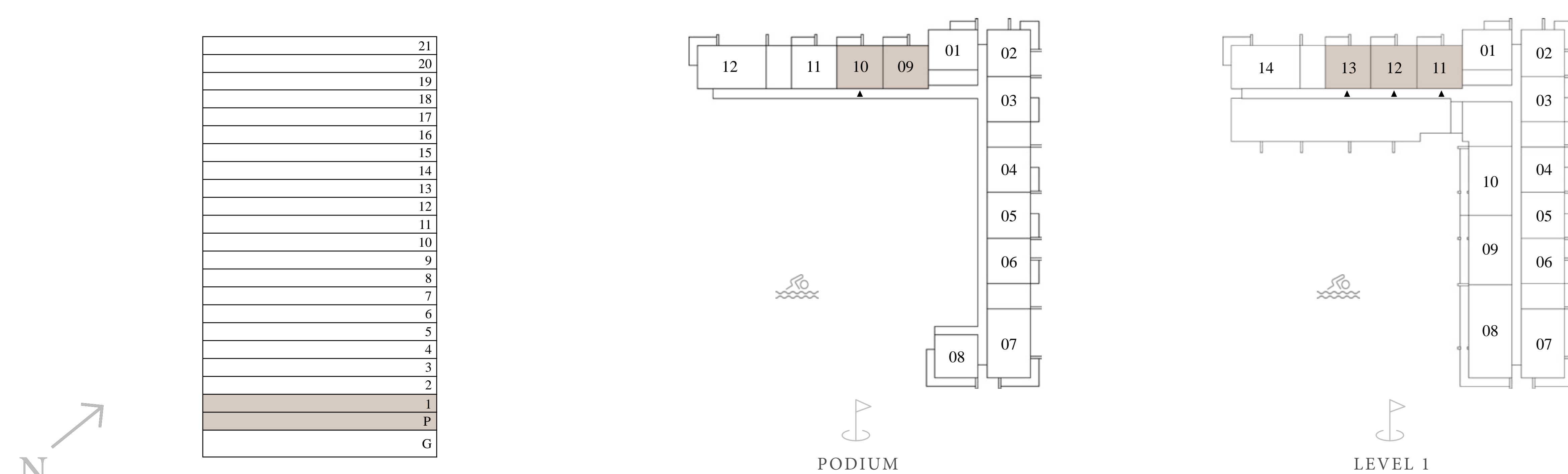
P09, P10, 111, 112 , 113

SUITE AREA	668.55 - 670.91 SQ.FT.	62.11 - 62.33 SQ.M.
BALCONY AREA	74.06 - 75.99 SQ.FT.	6.88 - 7.06 SQ.M.
TOTAL AREA	744.54 - 745.40 SQ.FT.	69.17 - 69.25 SQ.M.



KEY SECTION

KEY PLAN



FLOOR PLAN 1. All dimensions are in imperial and metric, and measured from finish to finish excluding construction tolerances. 2. All materials, dimensions, and drawings are approximate only. 3. Information is subject to change without notice, at developer's absolute discretion. 4. Actual area may vary from the stated area. 5. Drawings not to scale. 6. All images used are for illustrative purposes only and do not represent the actual size, features, specifications, fittings, and furnishings. 7. The developer reserves the right to make revisions / alterations, at it's absolute discretion, without any liability whatsoever.

EMAAR

Rosehill

DUBAI HILLS ESTATE

BLOCK B

1 BEDROOM TYPE 3A

UNITS

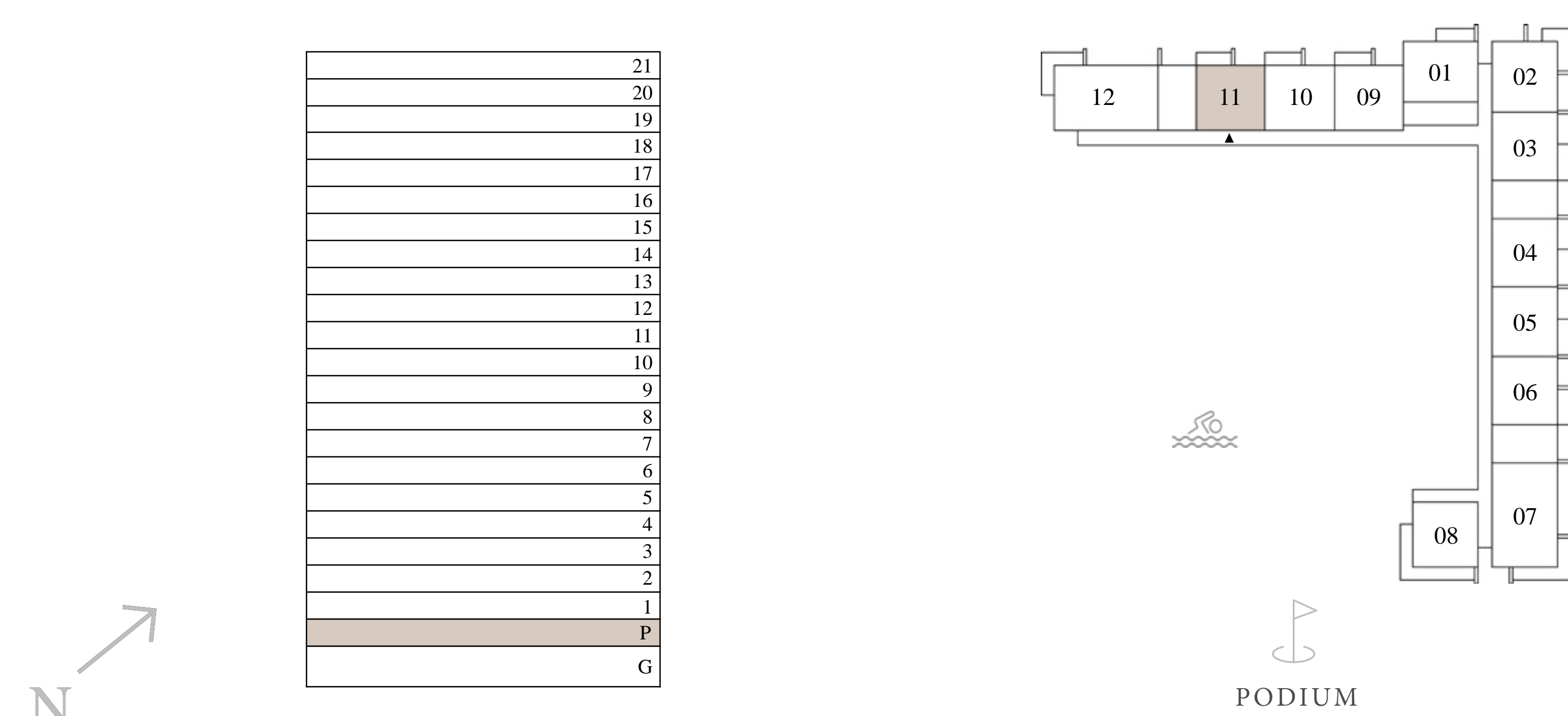
P11

SUITE AREA	673.93 SQ.FT.	62.61 SQ.M.
BALCONY AREA	74.59 SQ.FT.	6.93 SQ.M.
TOTAL AREA	748.52 SQ.FT.	69.54 SQ.M.



KEY SECTION

KEY PLAN



FLOOR PLAN 1. All dimensions are in imperial and metric, and measured from finish to finish excluding construction tolerances. 2. All materials, dimensions, and drawings are approximate only. 3. Information is subject to change without notice, at developer's absolute discretion. 4. Actual area may vary from the stated area. 5. Drawings not to scale. 6. All images used are for illustrative purposes only and do not represent the actual size, features, specifications, fittings, and furnishings. 7. The developer reserves the right to make revisions / alterations, at it's absolute discretion, without any liability whatsoever.

Rosehill

DUBAI HILLS ESTATE

BLOCK B

1 BEDROOM TYPE 3A

UNITS

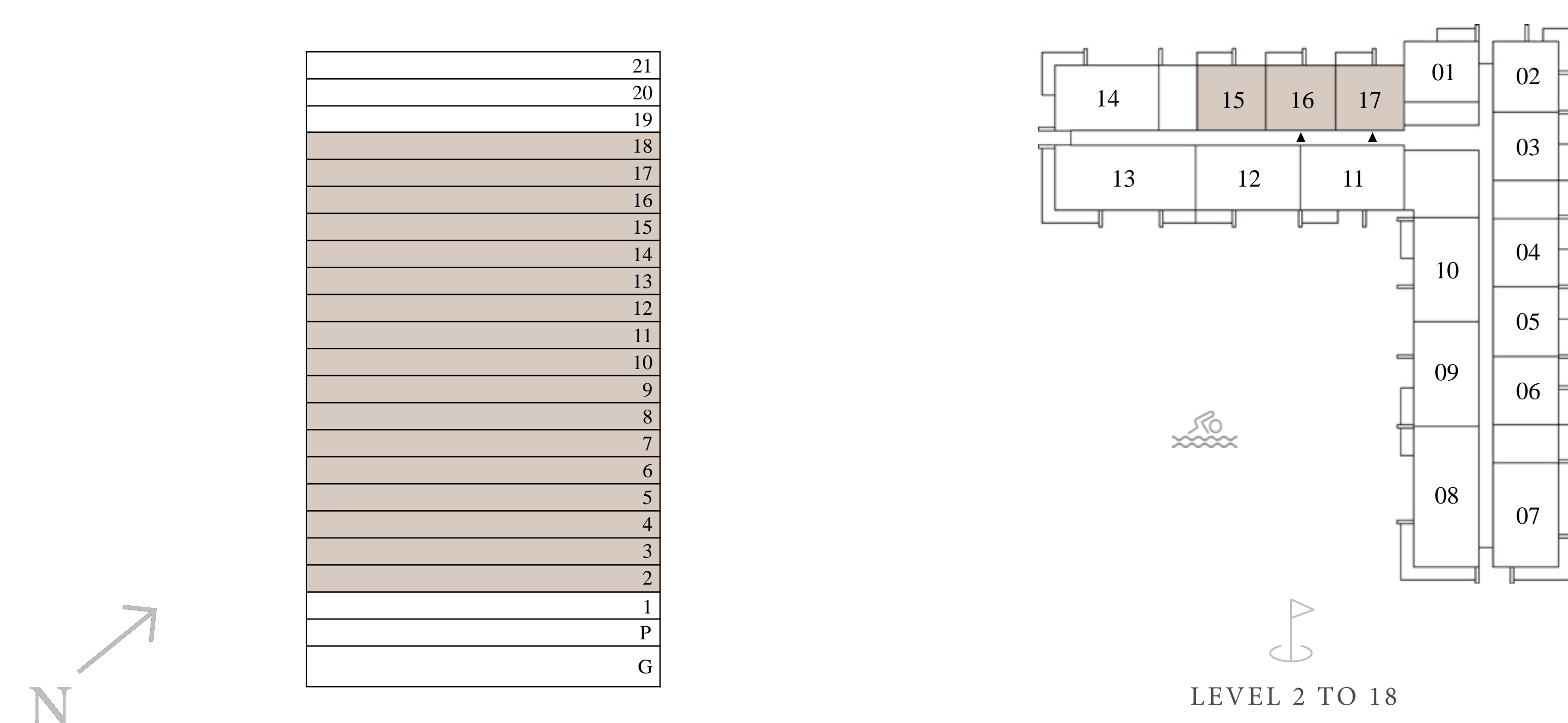
215, 216, 217, 315, 316, 317, 415, 416, 417, 515, 516, 517, 615,
616, 617, 715, 716, 717, 815, 816, 817, 915, 916, 917, 1015, 1016,
1017, 1115, 1116, 1117, 1215, 1216, 1217, 1315, 1316, 1317, 1415,
1416, 1417, 1515, 1516, 1517, 1615, 1616, 1617, 1715, 1716, 1717,
1815, 1816, 1817

SUITE AREA	669.62 - 670.91 SQ.FT.	62.21 - 62.33 SQ.M.
BALCONY AREA	74.06 - 75.24 SQ.FT.	6.88 - 6.99 SQ.M.
TOTAL AREA	744.86 - 745.40 SQ.FT.	69.20 - 69.25 SQ.M.



KEY SECTION

KEY PLAN



FLOOR PLAN 1. All dimensions are in imperial and metric, and measured from finish to finish excluding construction tolerances. 2. All materials, dimensions, and drawings are approximate only. 3. Information is subject to change without notice, at developer's absolute discretion. 4. Actual area may vary from the stated area. 5. Drawings not to scale. 6. All images used are for illustrative purposes only and do not represent the actual size, features, specifications, fittings, and furnishings. 7. The developer reserves the right to make revisions / alterations, at it's absolute discretion, without any liability whatsoever.

EMAAR

Rosehill

DUBAI HILLS ESTATE

BLOCK B

1 BEDROOM TYPE 3B

UNITS

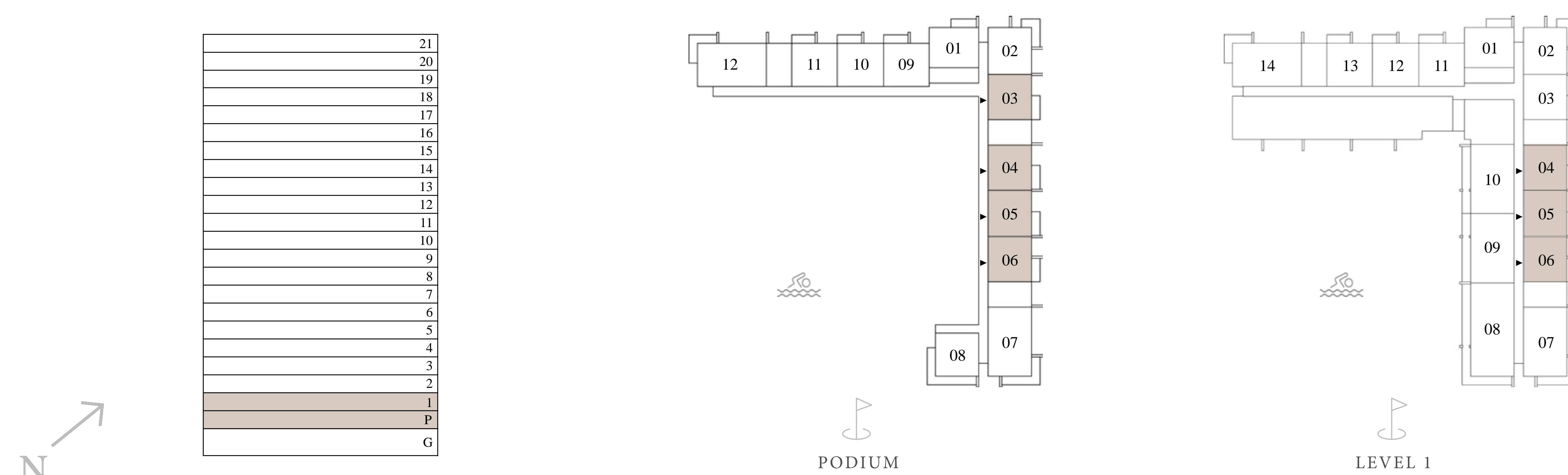
P03, P04, P05, P06, 104, 105, 106

SUITE AREA	666.39 - 670.91 SQ.FT.	61.91 - 62.33 SQ.M.
BALCONY AREA	74.38 - 76.10 SQ.FT.	6.91 - 7.07 SQ.M.
TOTAL AREA	740.88 - 745.94 SQ.FT.	68.83 - 69.30 SQ.M.



KEY SECTION

KEY PLAN



FLOOR PLAN 1. All dimensions are in imperial and metric, and measured from finish to finish excluding construction tolerances. 2. All materials, dimensions, and drawings are approximate only. 3. Information is subject to change without notice, at developer's absolute discretion. 4. Actual area may vary from the stated area. 5. Drawings not to scale. 6. All images used are for illustrative purposes only and do not represent the actual size, features, specifications, fittings, and furnishings. 7. The developer reserves the right to make revisions / alterations, at it's absolute discretion, without any liability whatsoever.

Rosehill

DUBAI HILLS ESTATE

BLOCK B

1 BEDROOM TYPE 3B

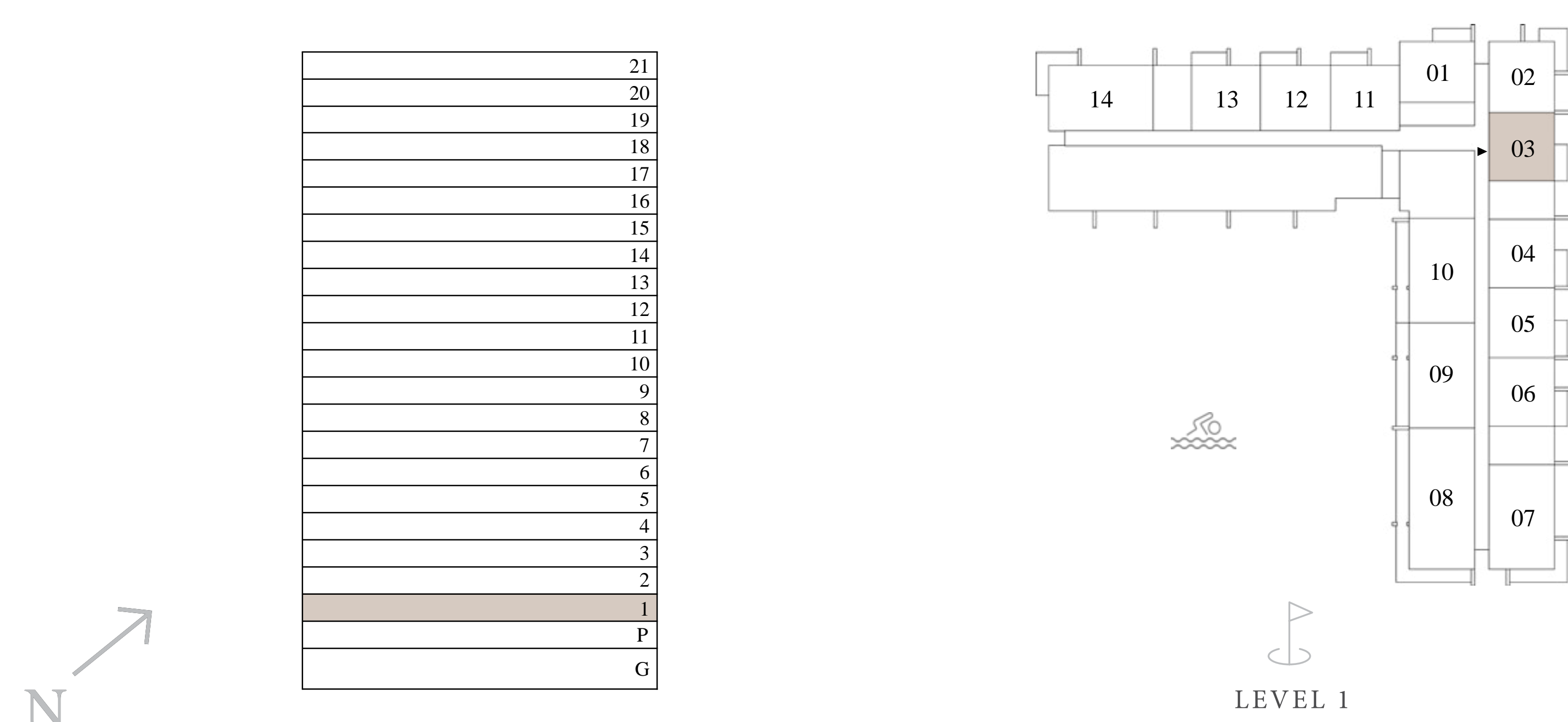
UNITS

103



KEY SECTION

KEY PLAN



FLOOR PLAN 1. All dimensions are in imperial and metric, and measured from finish to finish excluding construction tolerances. 2. All materials, dimensions, and drawings are approximate only. 3. Information is subject to change without notice, at developer's absolute discretion. 4. Actual area may vary from the stated area. 5. Drawings not to scale. 6. All images used are for illustrative purposes only and do not represent the actual size, features, specifications, fittings, and furnishings. 7. The developer reserves the right to make revisions / alterations, at it's absolute discretion, without any liability whatsoever.

Rosehill

DUBAI HILLS ESTATE

BLOCK B

1 BEDROOM TYPE 3B

UNITS

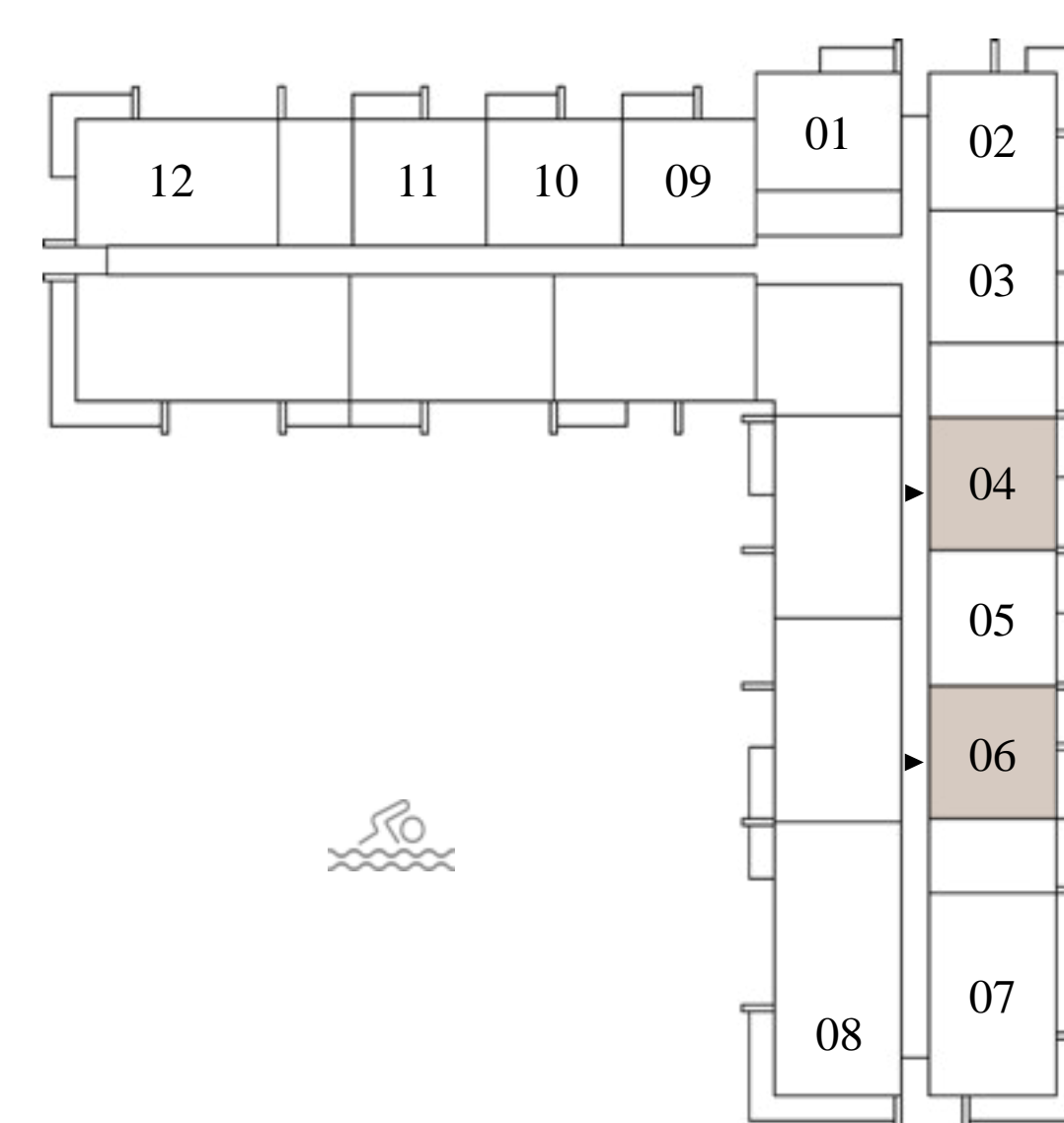
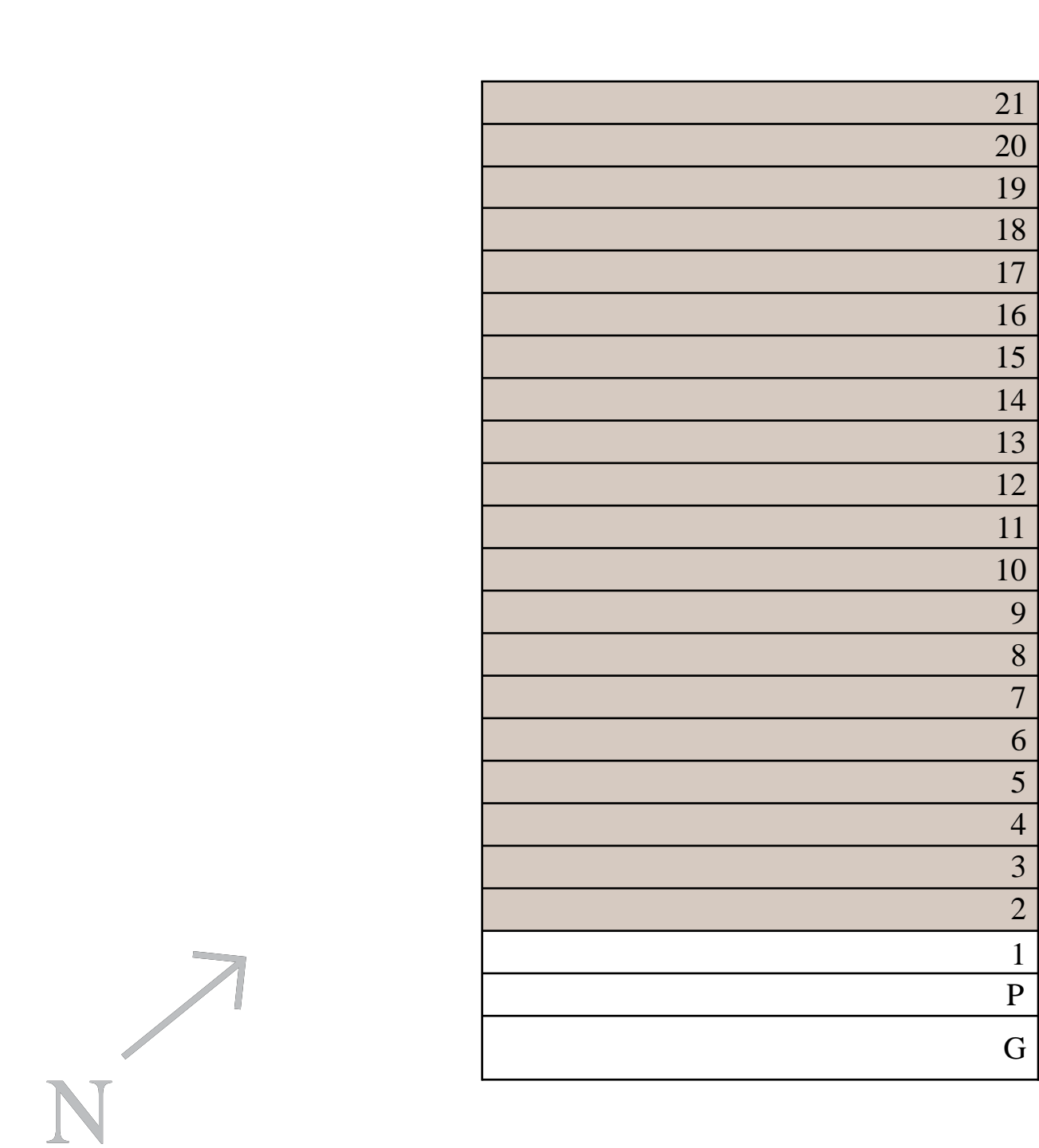
204, 206 304, 306, 404, 406, 504, 506, 604, 606, 704, 706, 804, 806,
904, 906, 1004, 1006, 1104, 1106, 1204, 1206, 1304, 1306, 1404, 1406,
1504, 1506, 1604, 1606, 1704, 1706, 1804, 1806, 1904, 1906, 2004,
2006, 2104, 2106

SUITE AREA	666.39 - 666.72 SQ.FT.	61.91 - 61.94 SQ.M.
BALCONY AREA	74.49 SQ.FT.	6.92 SQ.M.
TOTAL AREA	740.88 - 741.21 SQ.FT.	68.83 - 68.86 SQ.M.

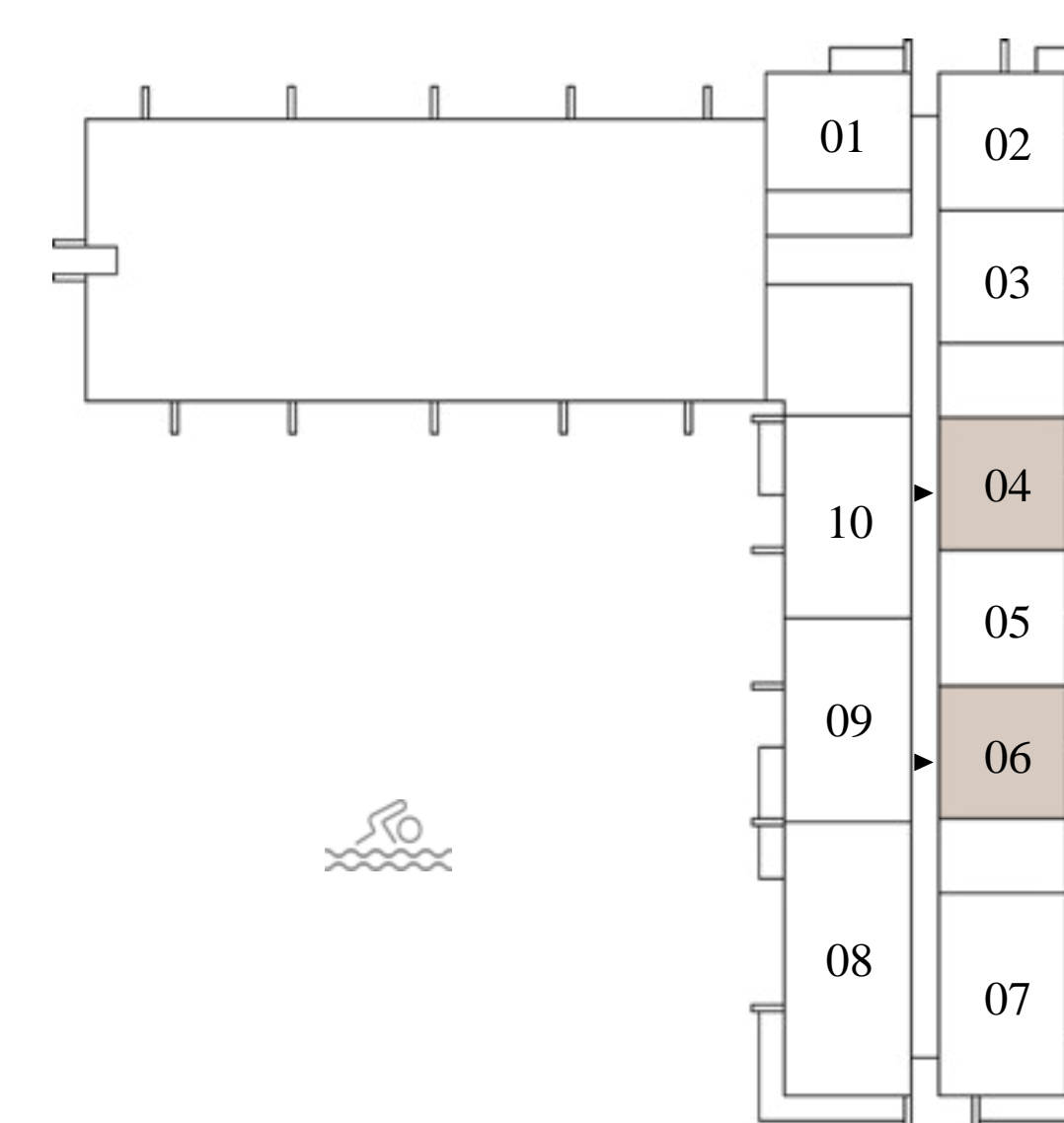


KEY SECTION

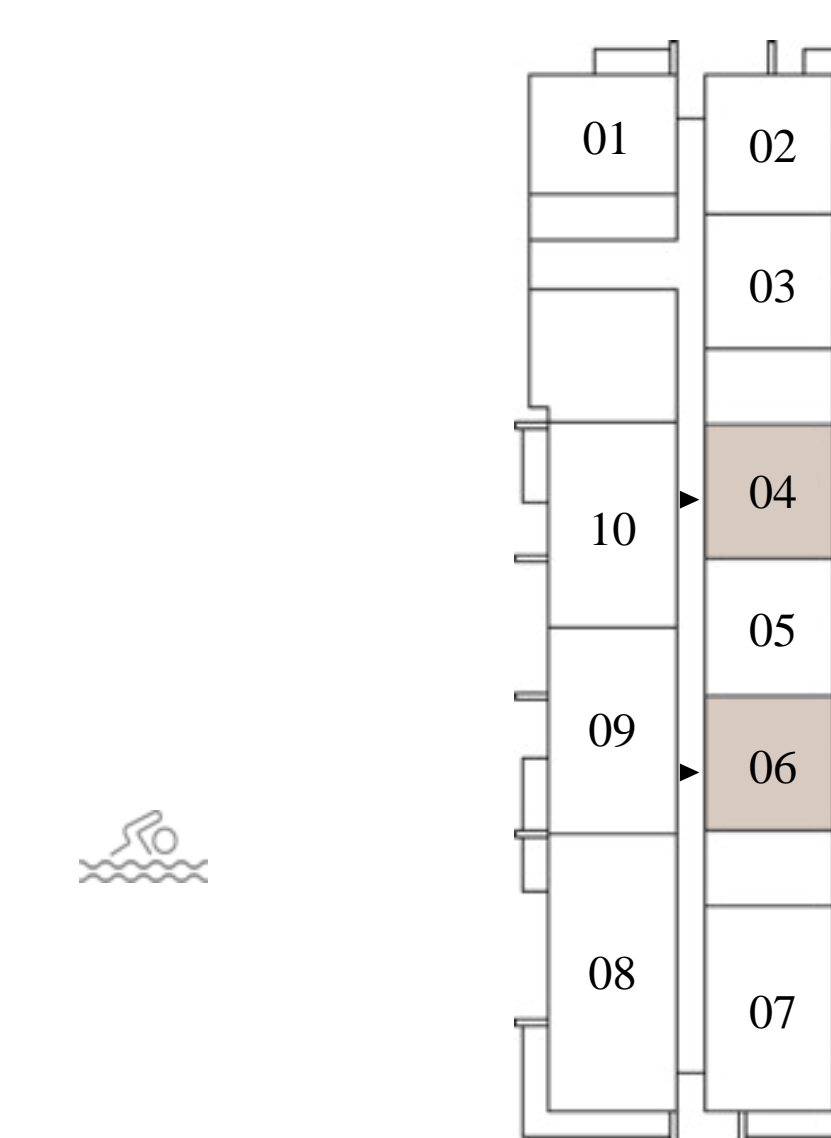
KEY PLAN



LEVEL 2 TO 18



LEVEL 19



LEVEL 20 TO 21

FLOOR PLAN 1. All dimensions are in imperial and metric, and measured from finish to finish excluding construction tolerances. 2. All materials, dimensions, and drawings are approximate only. 3. Information is subject to change without notice, at developer's absolute discretion. 4. Actual area may vary from the stated area. 5. Drawings not to scale. 6. All images used are for illustrative purposes only and do not represent the actual size, features, specifications, fittings, and furnishings. 7. The developer reserves the right to make revisions / alterations, at it's absolute discretion, without any liability whatsoever.

EMAAR

Rosehill

DUBAI HILLS ESTATE

BLOCK B

1 BEDROOM TYPE 3B

UNITS

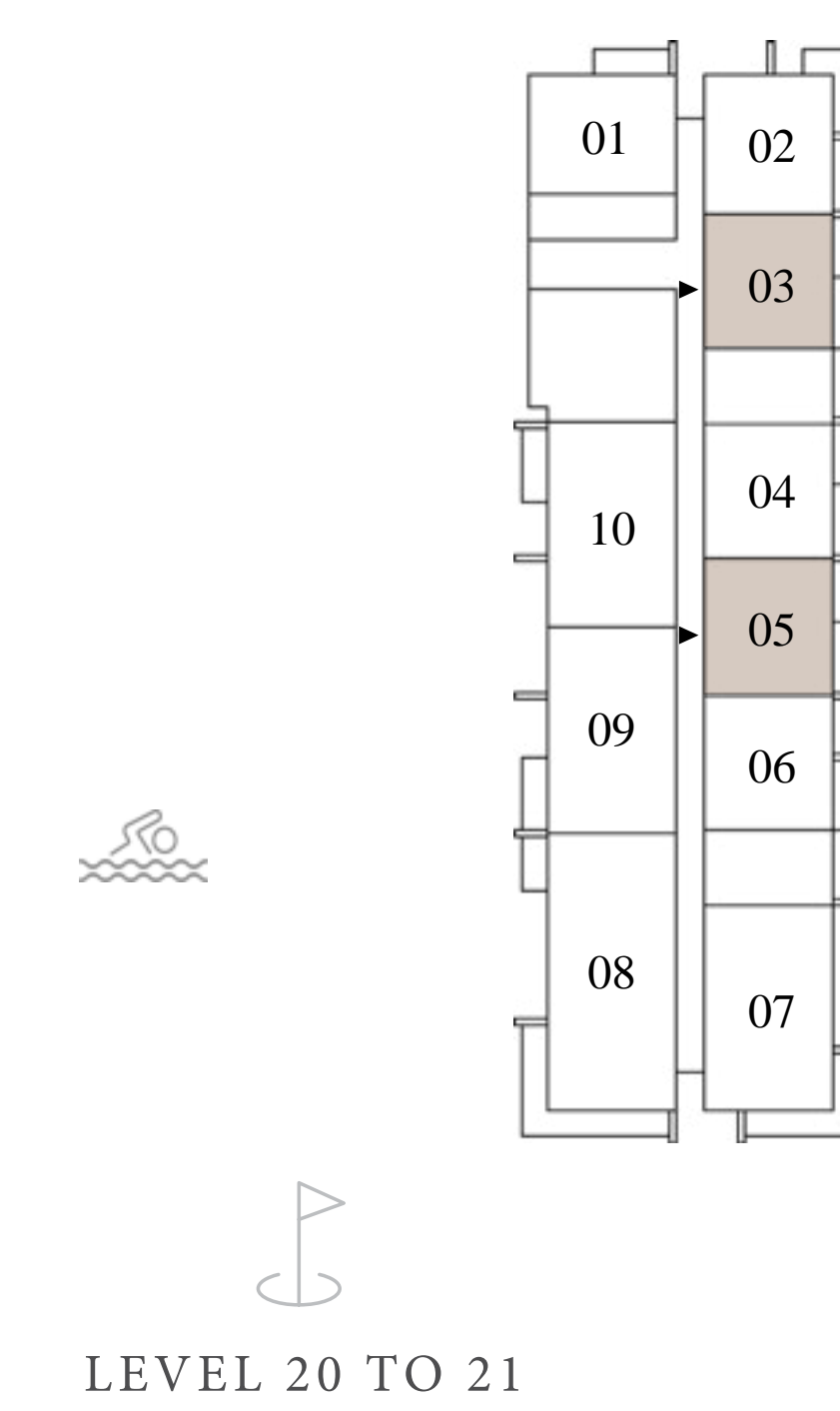
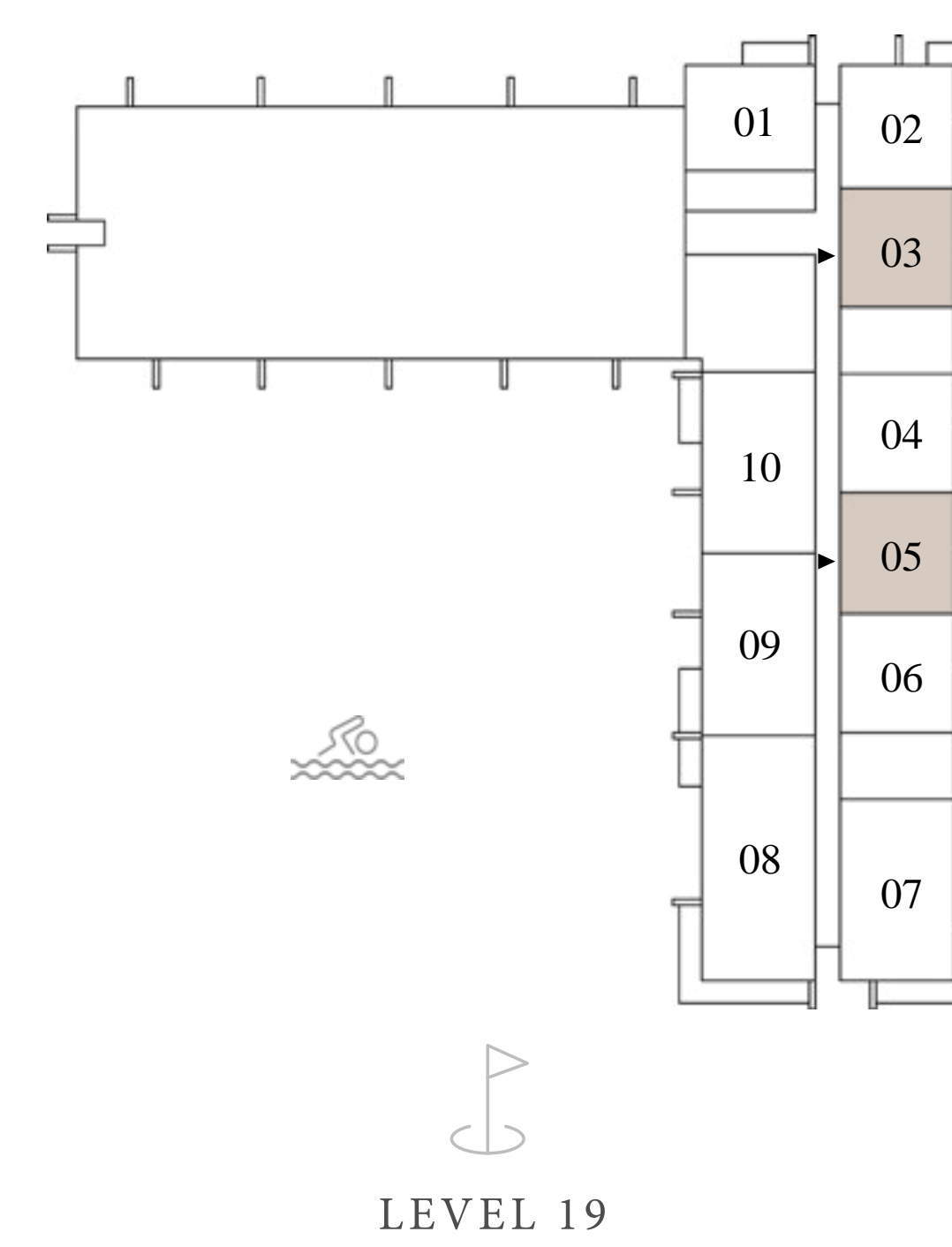
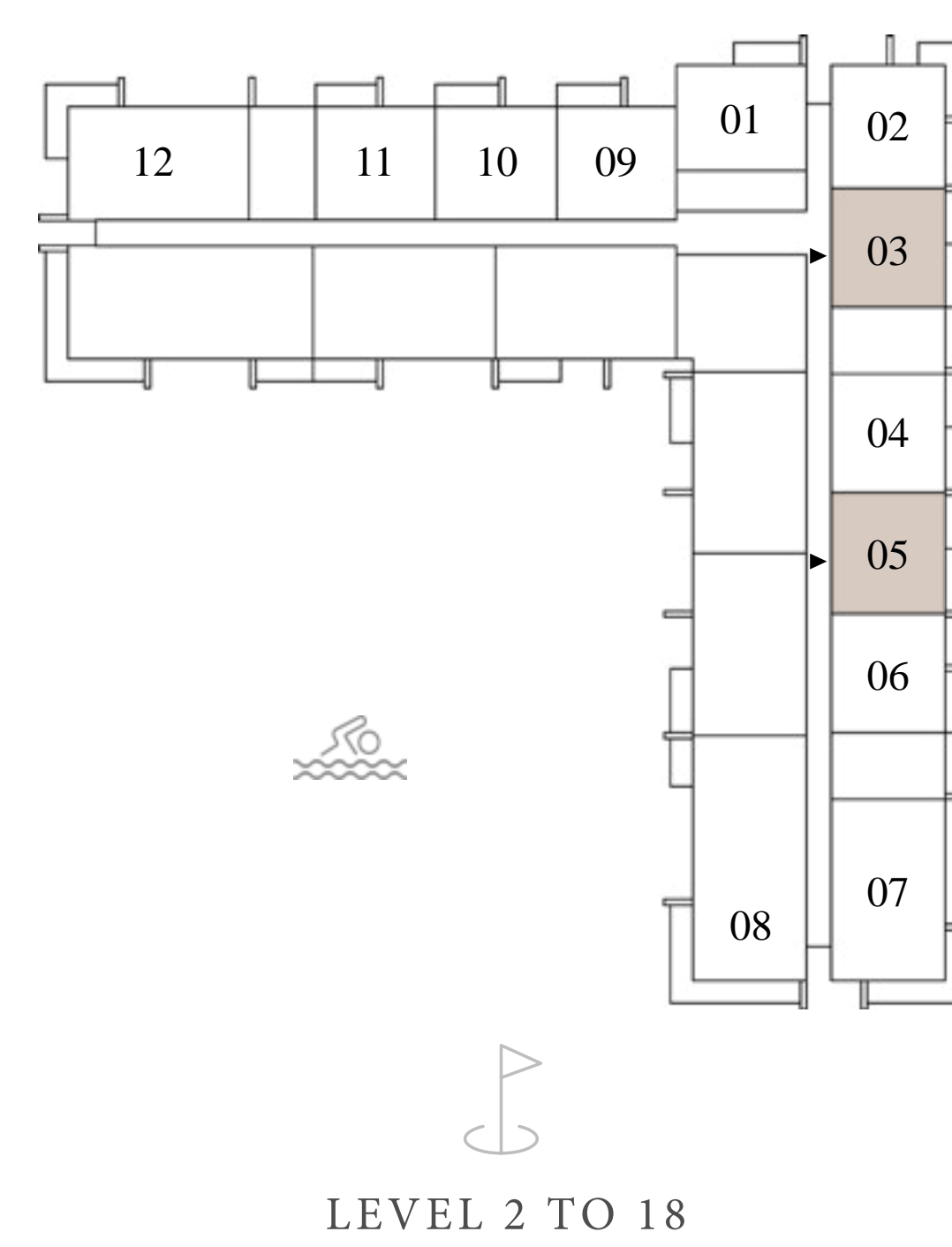
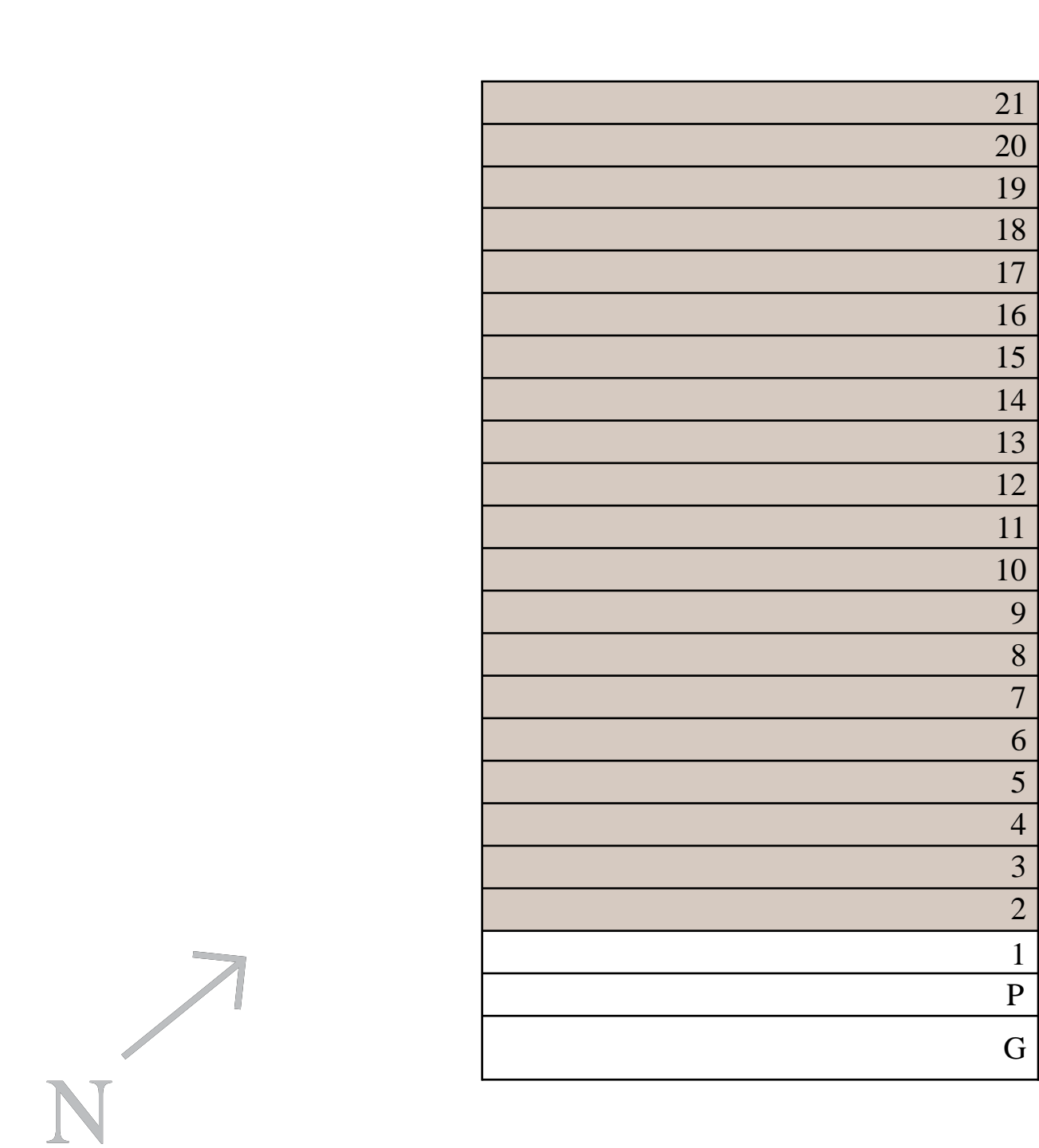
203, 205, 303, 305, 403, 405, 503, 505, 603, 605, 703, 705, 803, 805,
903, 905, 1003, 1005, 1103, 1105, 1203, 1205, 1303, 1305, 1403, 1405,
1503, 1505, 1603, 1605, 1703, 1705, 1803, 1805, 1903, 1905, 2003,
2005, 2103, 2105

SUITE AREA	670.91 - 674.04 SQ.FT.	62.33 - 62.62 SQ.M.
BALCONY AREA	74.38 - 75.67 SQ.FT.	6.91 - 7.03 SQ.M.
TOTAL AREA	745.29 - 749.71 SQ.FT.	69.24 - 69.65 SQ.M.



KEY SECTION

KEY PLAN



FLOOR PLAN 1. All dimensions are in imperial and metric, and measured from finish to finish excluding construction tolerances. 2. All materials, dimensions, and drawings are approximate only. 3. Information is subject to change without notice, at developer's absolute discretion. 4. Actual area may vary from the stated area. 5. Drawings not to scale. 6. All images used are for illustrative purposes only and do not represent the actual size, features, specifications, fittings, and furnishings. 7. The developer reserves the right to make revisions / alterations, at it's absolute discretion, without any liability whatsoever.

Rosehill

DUBAI HILLS ESTATE

BLOCK B

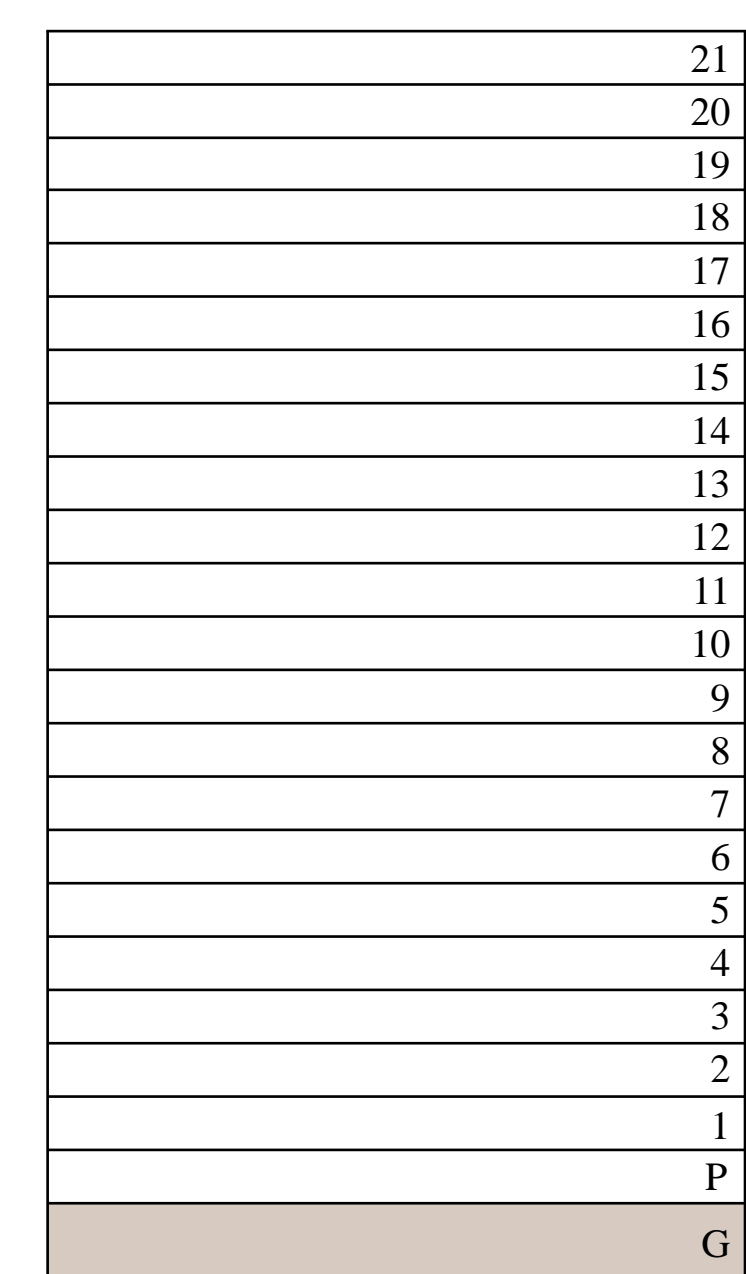
1 BEDROOM TYPE 3C

UNITS

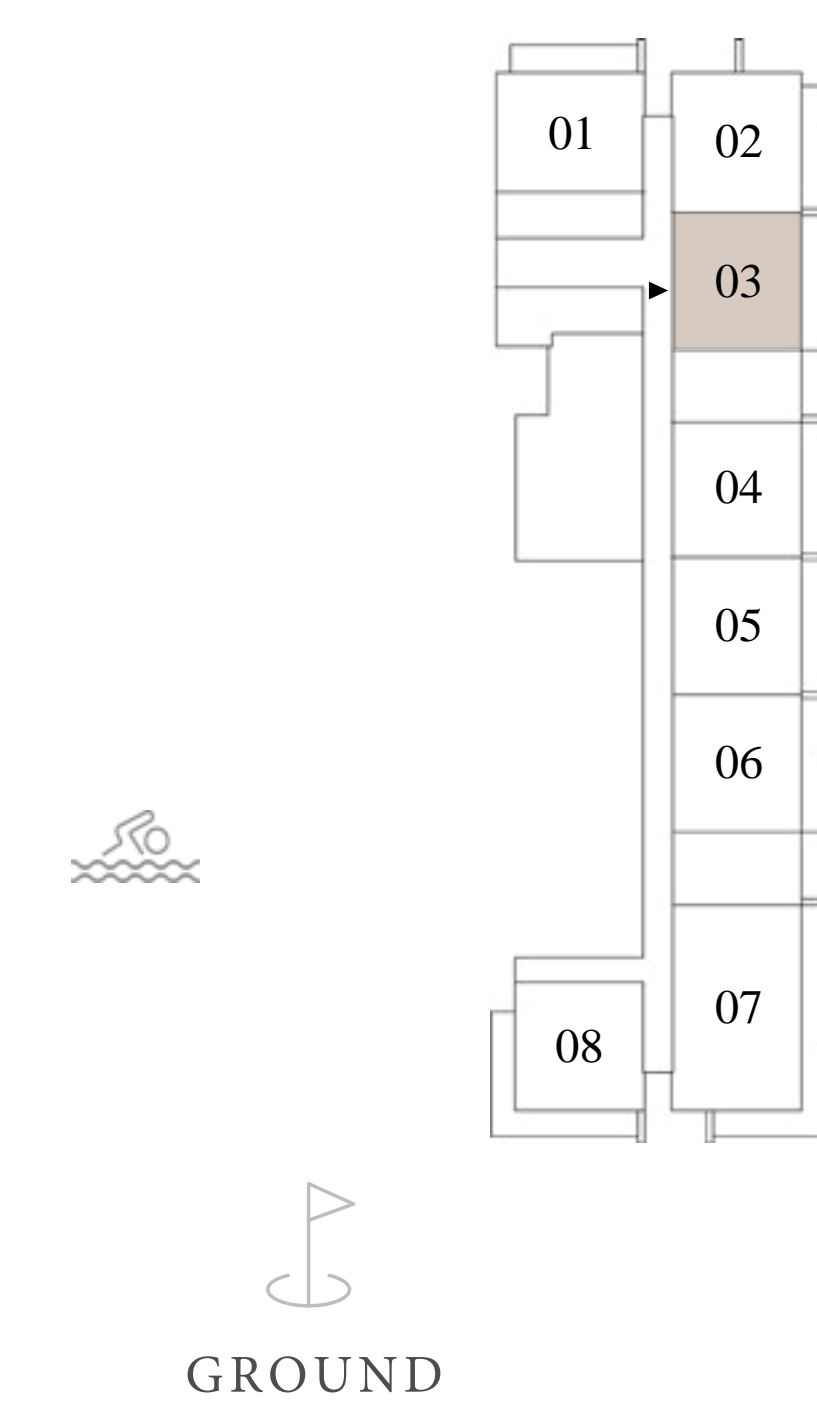
G03

SUITE AREA	669.19 SQ.FT.	62.17 SQ.M.
BALCONY AREA	152.09 SQ.FT.	14.13 SQ.M.
TOTAL AREA	821.28 SQ.FT.	76.30 SQ.M.

KEY SECTION



KEY PLAN



FLOOR PLAN 1. All dimensions are in imperial and metric, and measured from finish to finish excluding construction tolerances. 2. All materials, dimensions, and drawings are approximate only. 3. Information is subject to change without notice, at developer's absolute discretion. 4. Actual area may vary from the stated area. 5. Drawings not to scale. 6. All images used are for illustrative purposes only and do not represent the actual size, features, specifications, fittings, and furnishings. 7. The developer reserves the right to make revisions / alterations, at it's absolute discretion, without any liability whatsoever.

Rosehill

DUBAI HILLS ESTATE

BLOCK B


1 BEDROOM TYPE 3D

UNITS

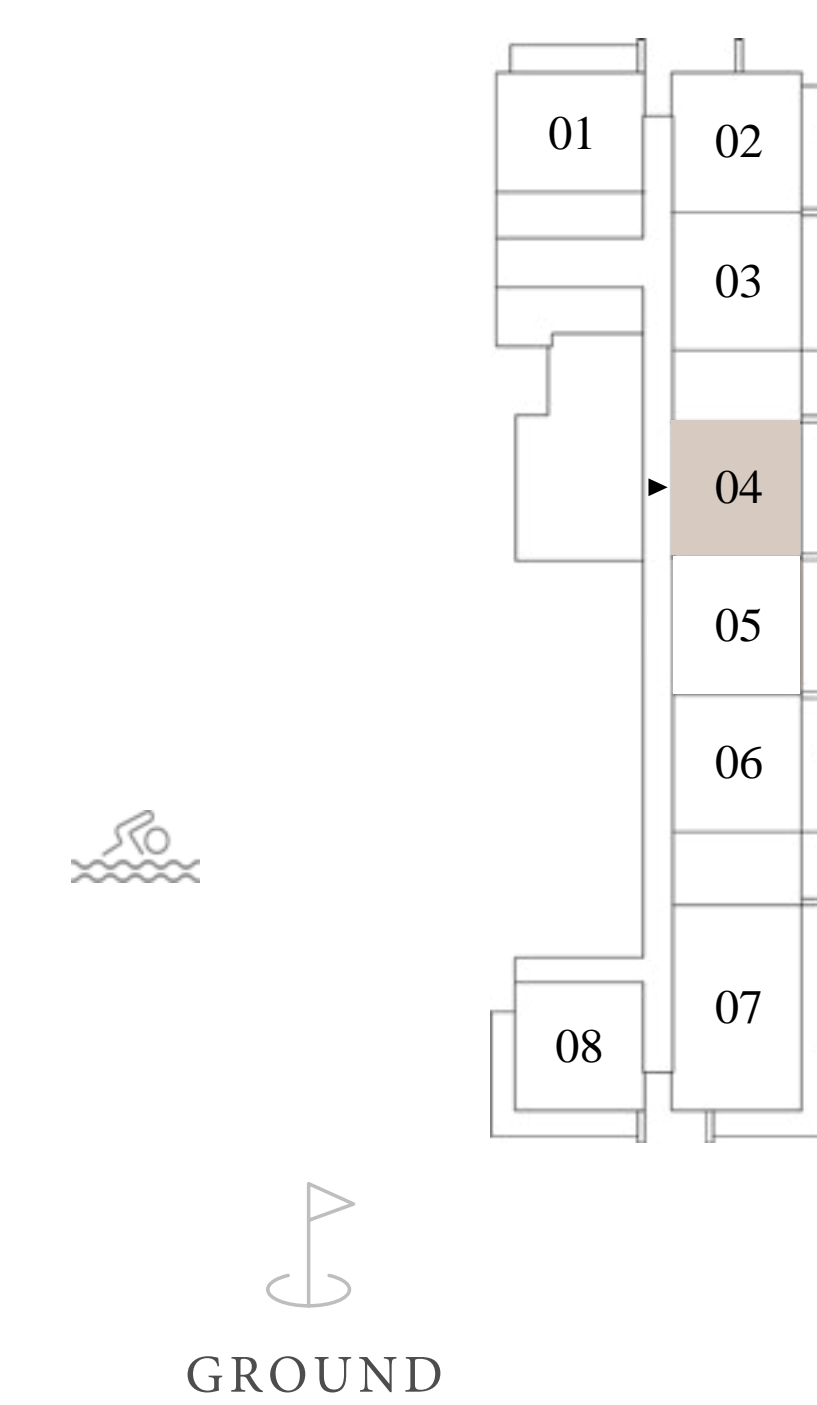
G04

SUITE AREA	669.19 SQ.FT.	62.17 SQ.M.
BALCONY AREA	151.13 SQ.FT.	14.04 SQ.M.
TOTAL AREA	820.32 SQ.FT.	76.21 SQ.M.

KEY SECTION



KEY PLAN



FLOOR PLAN 1. All dimensions are in imperial and metric, and measured from finish to finish excluding construction tolerances. 2. All materials, dimensions, and drawings are approximate only. 3. Information is subject to change without notice, at developer's absolute discretion. 4. Actual area may vary from the stated area. 5. Drawings not to scale. 6. All images used are for illustrative purposes only and do not represent the actual size, features, specifications, fittings, and furnishings. 7. The developer reserves the right to make revisions / alterations, at it's absolute discretion, without any liability whatsoever.

Rosehill

DUBAI HILLS ESTATE

BLOCK B


1 BEDROOM TYPE 3C

UNITS

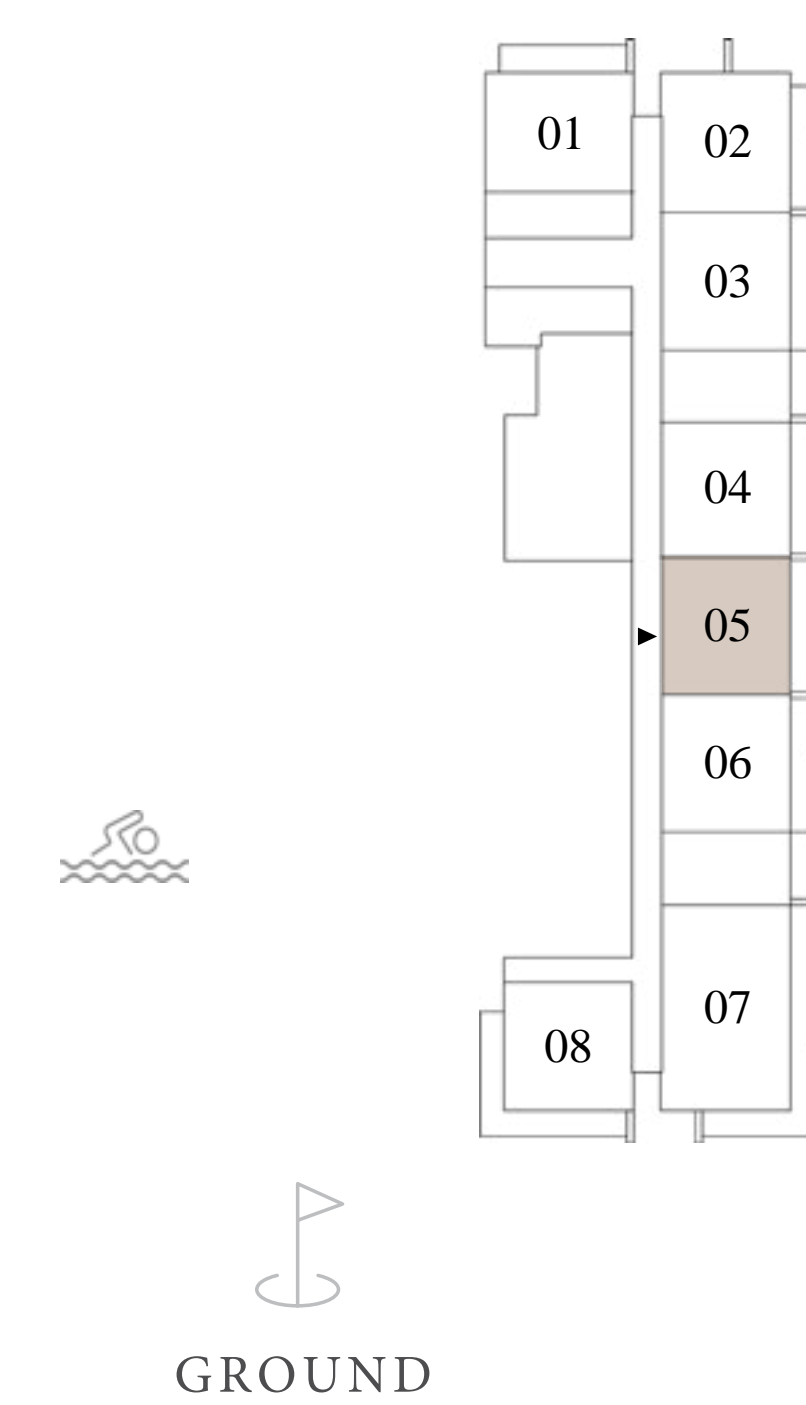
G05

SUITE AREA	669.19 SQ.FT.	62.17 SQ.M.
BALCONY AREA	151.13 SQ.FT.	14.04 SQ.M.
TOTAL AREA	820.32 SQ.FT.	76.21 SQ.M.

KEY SECTION



KEY PLAN



FLOOR PLAN 1. All dimensions are in imperial and metric, and measured from finish to finish excluding construction tolerances. 2. All materials, dimensions, and drawings are approximate only. 3. Information is subject to change without notice, at developer's absolute discretion. 4. Actual area may vary from the stated area. 5. Drawings not to scale. 6. All images used are for illustrative purposes only and do not represent the actual size, features, specifications, fittings, and furnishings. 7. The developer reserves the right to make revisions / alterations, at it's absolute discretion, without any liability whatsoever.

Rosehill

DUBAI HILLS ESTATE

BLOCK B


1 BEDROOM TYPE 3C

UNITS

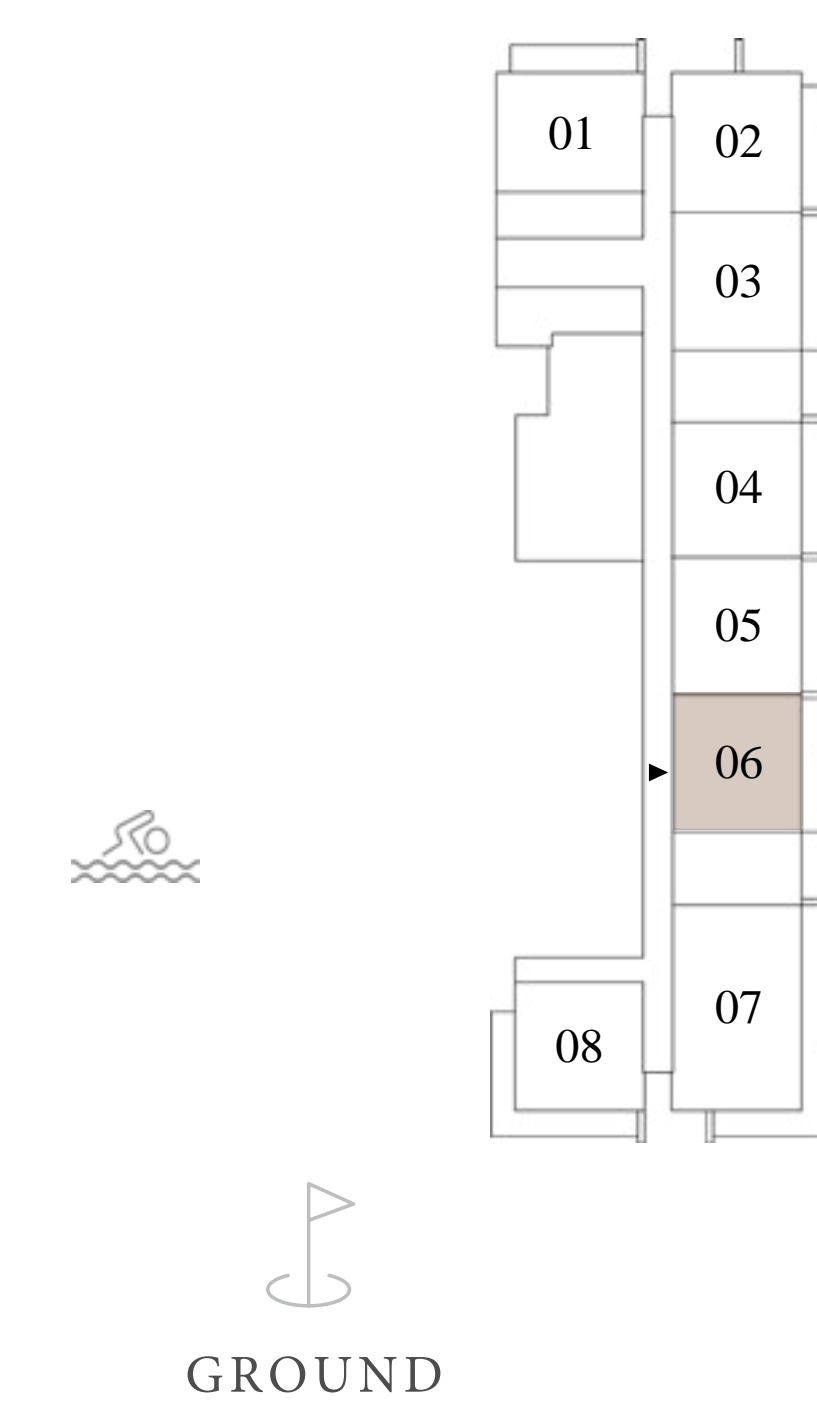
G06

SUITE AREA	669.19 SQ.FT.	62.17 SQ.M.
BALCONY AREA	152.31 SQ.FT.	14.15 SQ.M.
TOTAL AREA	821.50 SQ.FT.	76.32 SQ.M.

KEY SECTION



KEY PLAN



FLOOR PLAN 1. All dimensions are in imperial and metric, and measured from finish to finish excluding construction tolerances. 2. All materials, dimensions, and drawings are approximate only. 3. Information is subject to change without notice, at developer's absolute discretion. 4. Actual area may vary from the stated area. 5. Drawings not to scale. 6. All images used are for illustrative purposes only and do not represent the actual size, features, specifications, fittings, and furnishings. 7. The developer reserves the right to make revisions / alterations, at it's absolute discretion, without any liability whatsoever.

Rosehill

DUBAI HILLS ESTATE

BLOCK B

1 BEDROOM TYPE 4A

UNITS

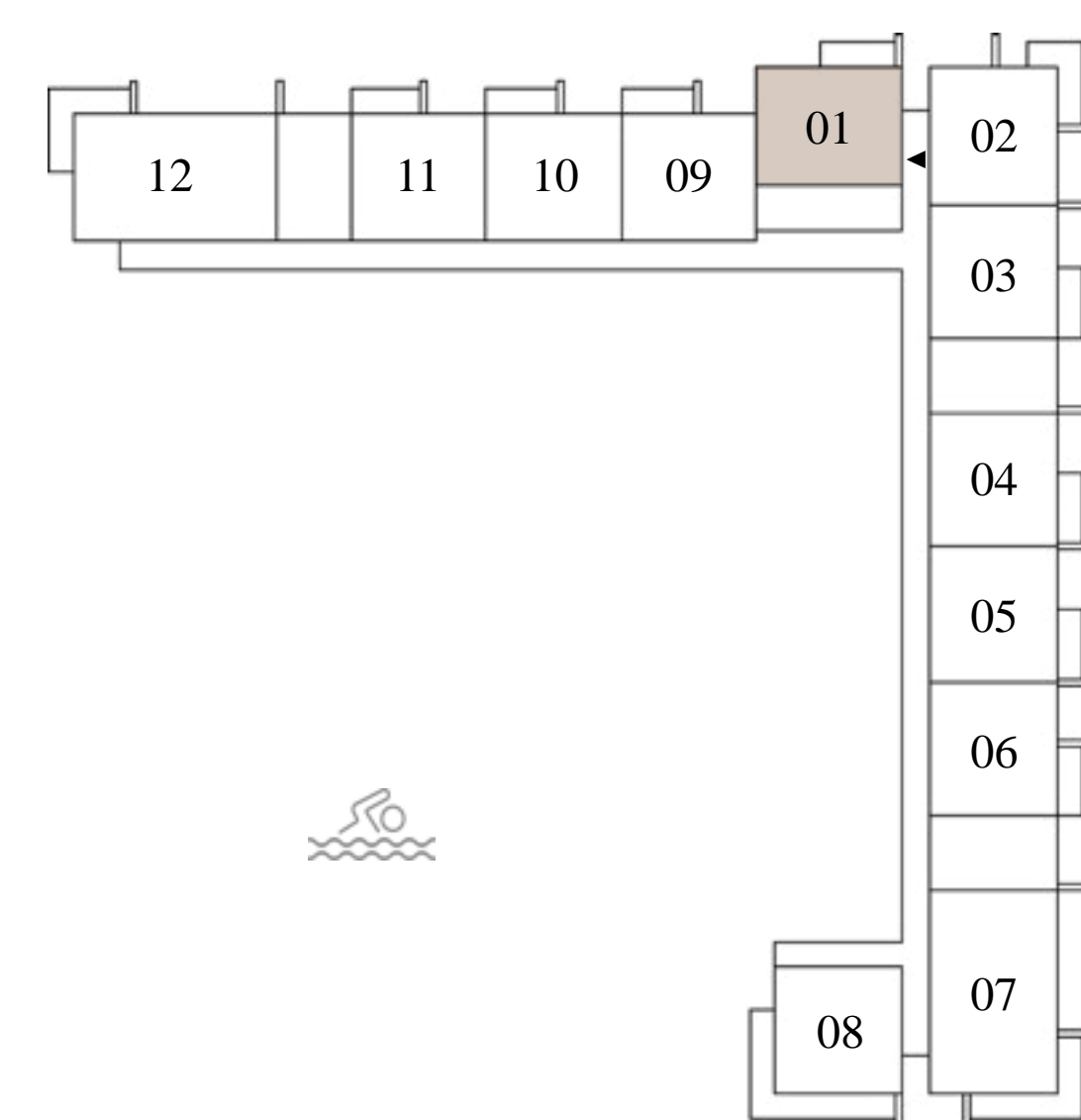

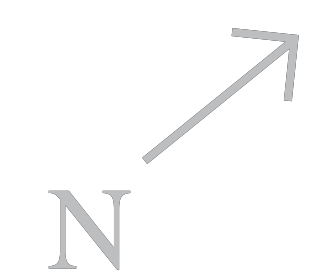
P01, 101, 201, 301, 401, 501, 601, 701, 801, 901, 1001, 1101, 1201,
1301, 1401, 1501, 1601, 1701, 1801, 1901, 2001, 2101

SUITE AREA	672.31 - 672.96 SQ.FT.	62.46 - 62.52 SQ.M.
BALCONY AREA	80.84 - 81.38 SQ.FT.	7.51 - 7.56 SQ.M.
TOTAL AREA	753.69 - 753.80 SQ.FT.	70.02 - 70.03 SQ.M.

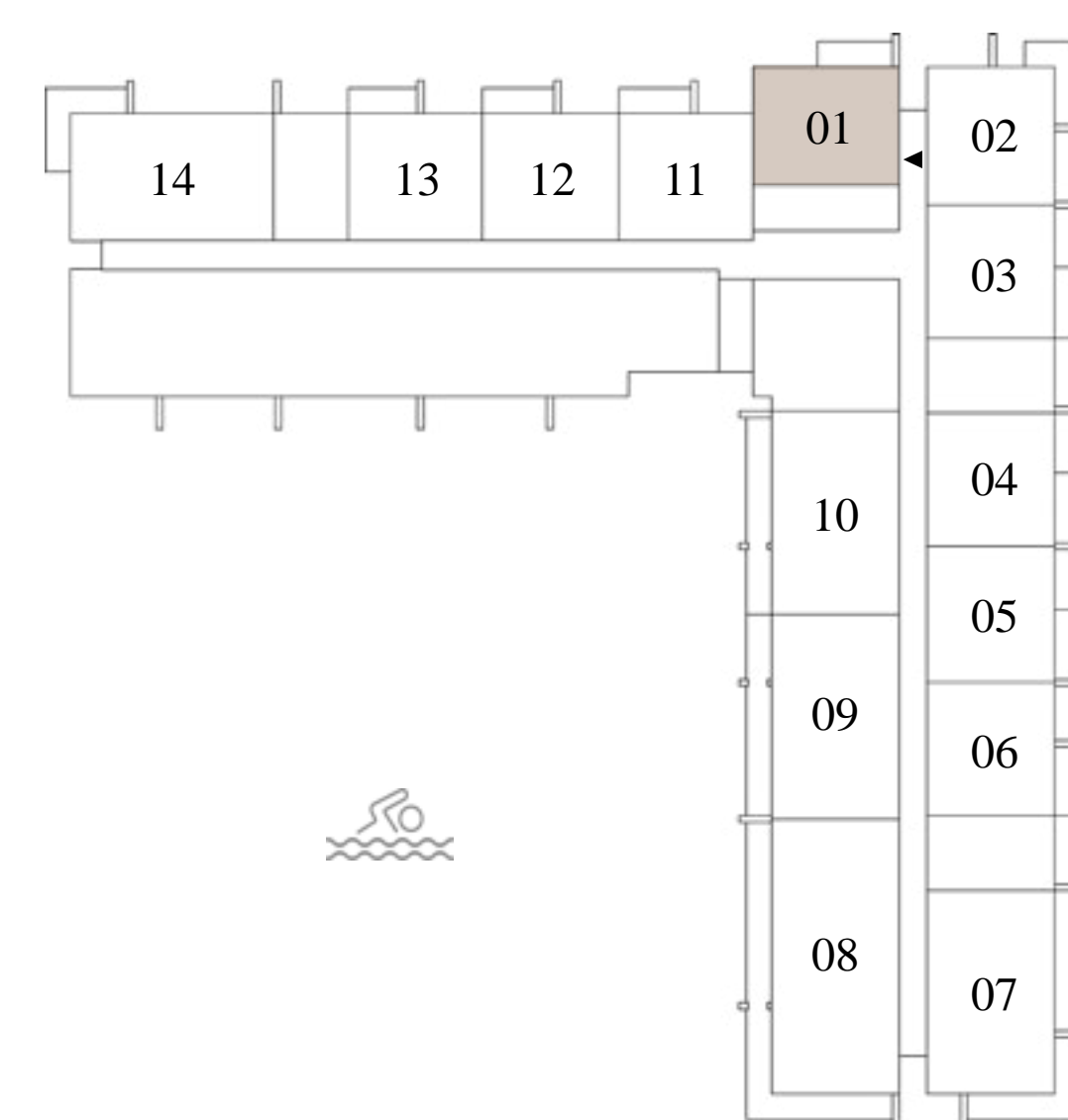


KEY SECTION

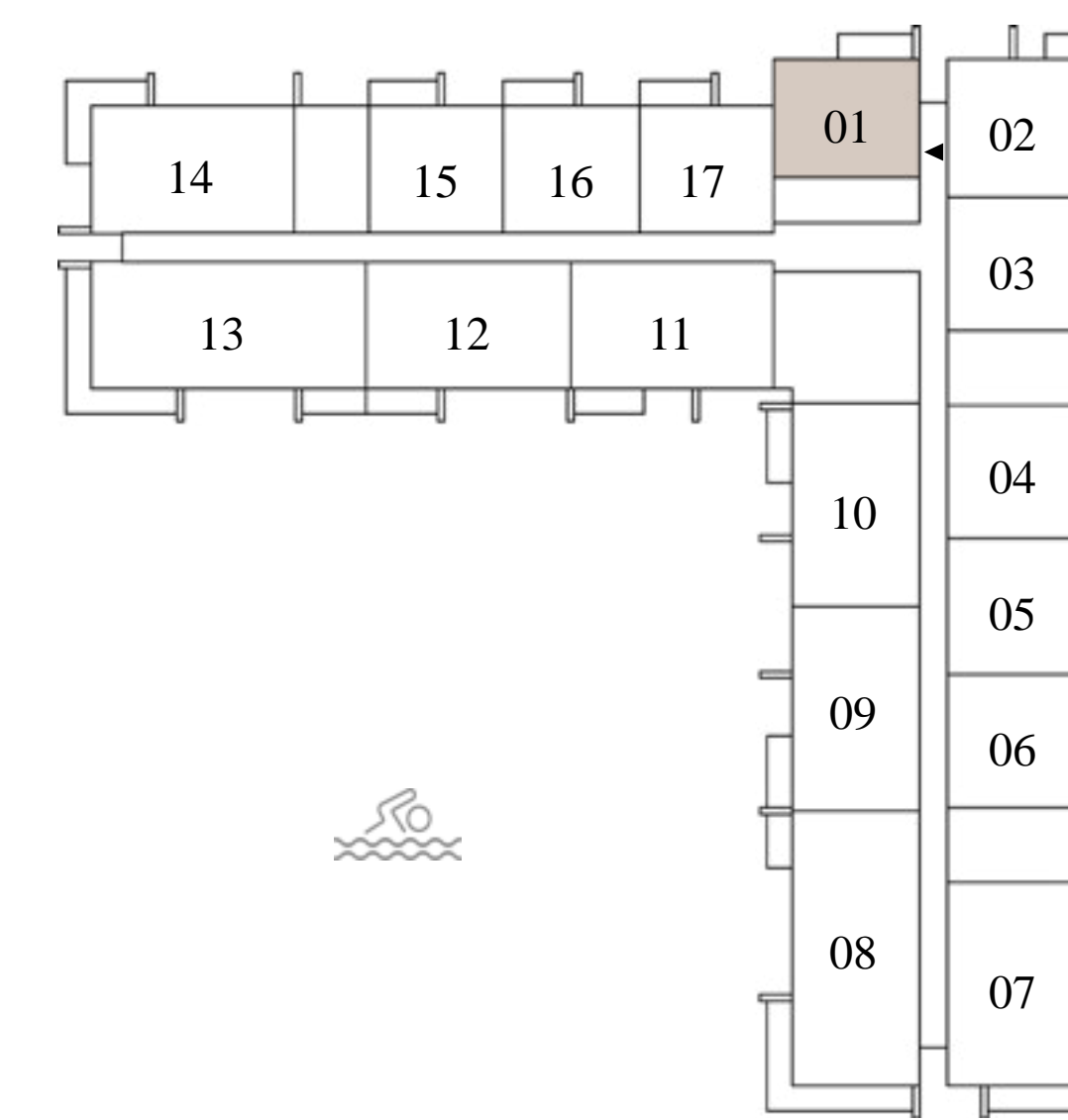
KEY PLAN



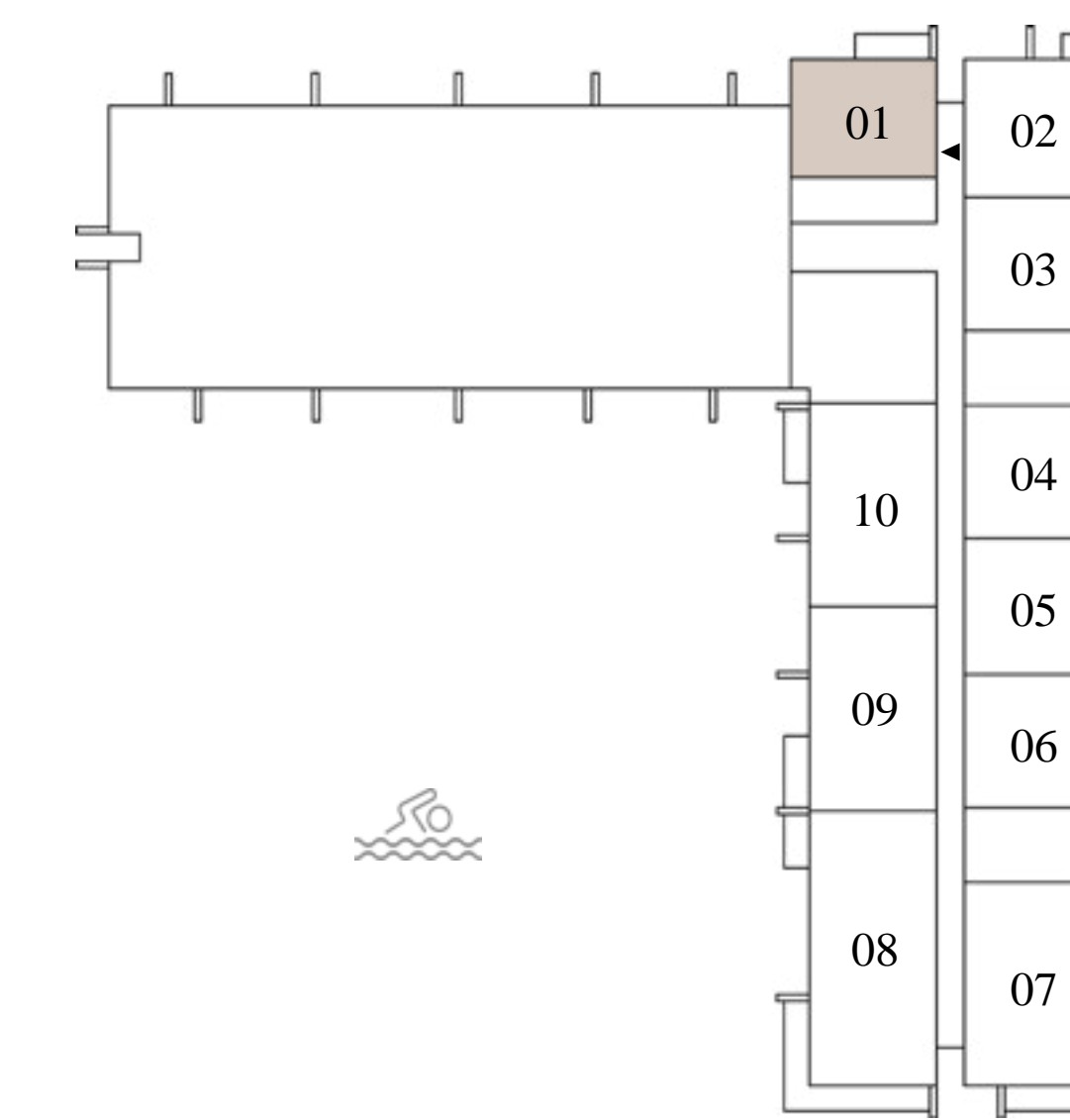
PODIUM



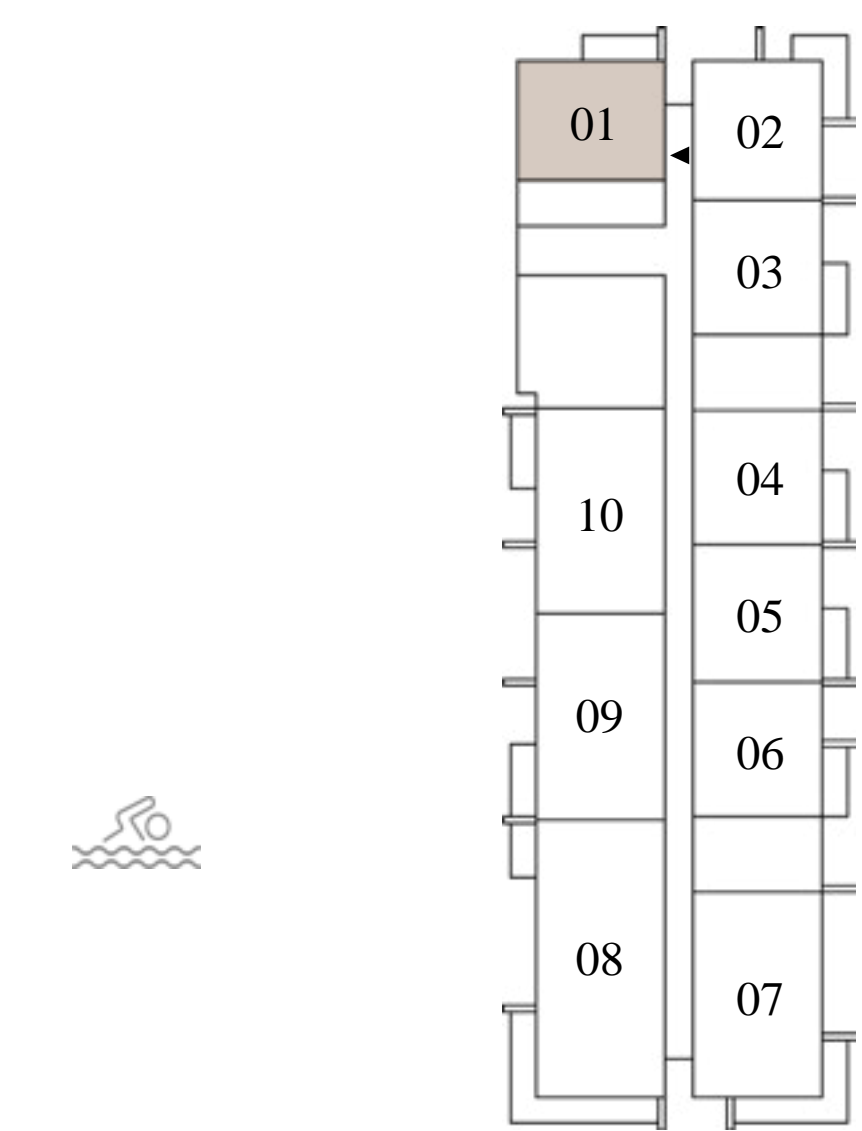
LEVEL 1



LEVEL 2 TO 18



LEVEL 19



LEVEL 20 TO 21

FLOOR PLAN 1. All dimensions are in imperial and metric, and measured from finish to finish excluding construction tolerances. 2. All materials, dimensions, and drawings are approximate only. 3. Information is subject to change without notice, at developer's absolute discretion. 4. Actual area may vary from the stated area. 5. Drawings not to scale. 6. All images used are for illustrative purposes only and do not represent the actual size, features, specifications, fittings, and furnishings. 7. The developer reserves the right to make revisions / alterations, at it's absolute discretion, without any liability whatsoever.

EMAAR

Rosehill

DUBAI HILLS ESTATE

BLOCK B

1 BEDROOM TYPE 4B


UNITS

G01

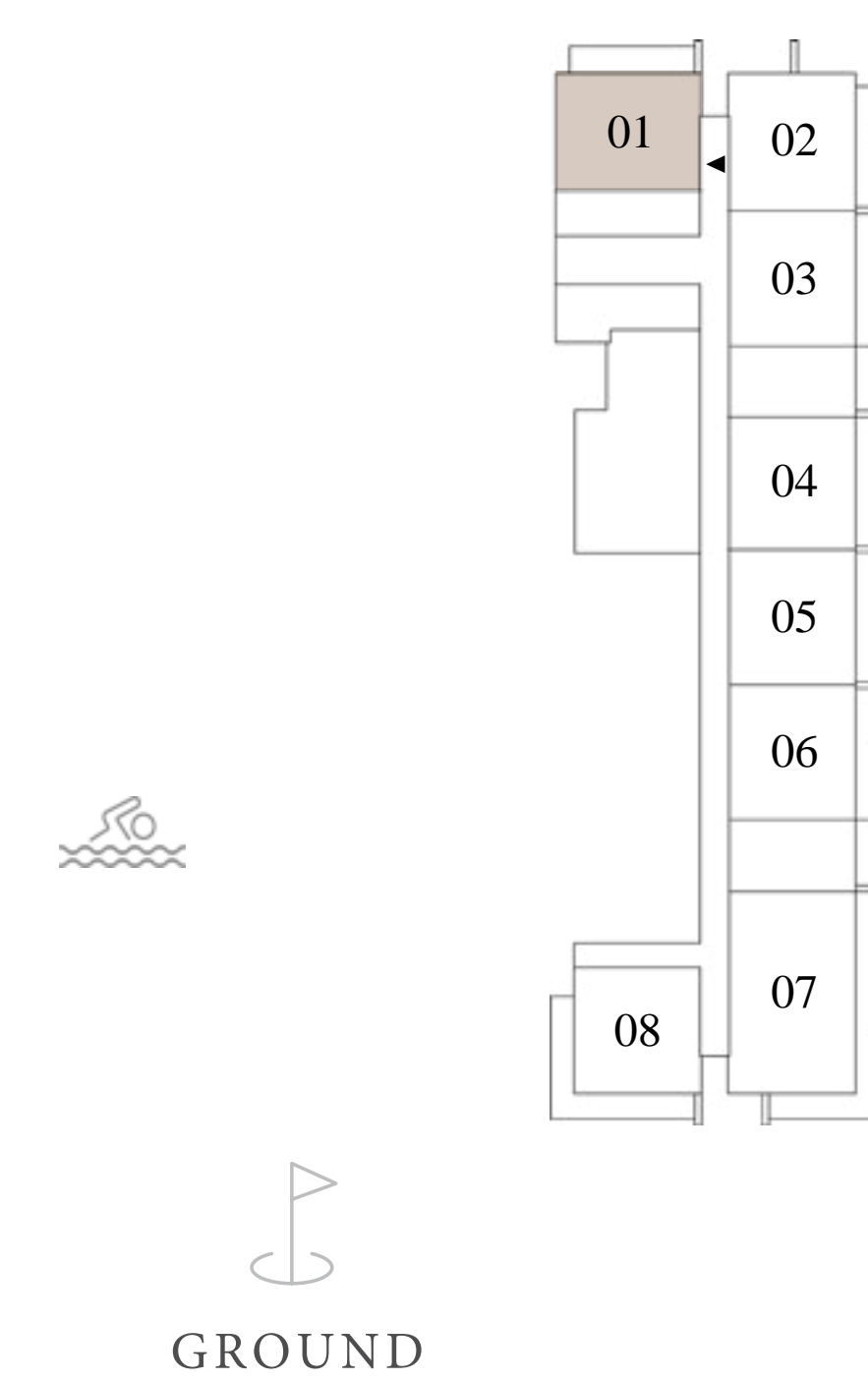
SUITE AREA	671.67 SQ.FT.	62.40 SQ.M.
BALCONY AREA	132.50 SQ.FT.	12.31 SQ.M.
TOTAL AREA	804.17 SQ.FT.	74.71 SQ.M.



KEY SECTION



KEY PLAN



FLOOR PLAN 1. All dimensions are in imperial and metric, and measured from finish to finish excluding construction tolerances. 2. All materials, dimensions, and drawings are approximate only. 3. Information is subject to change without notice, at developer's absolute discretion. 4. Actual area may vary from the stated area. 5. Drawings not to scale. 6. All images used are for illustrative purposes only and do not represent the actual size, features, specifications, fittings, and furnishings. 7. The developer reserves the right to make revisions / alterations, at it's absolute discretion, without any liability whatsoever.

EMAAR

Rosehill

DUBAI HILLS ESTATE

BLOCK B

1 BEDROOM TYPE 5A

UNITS

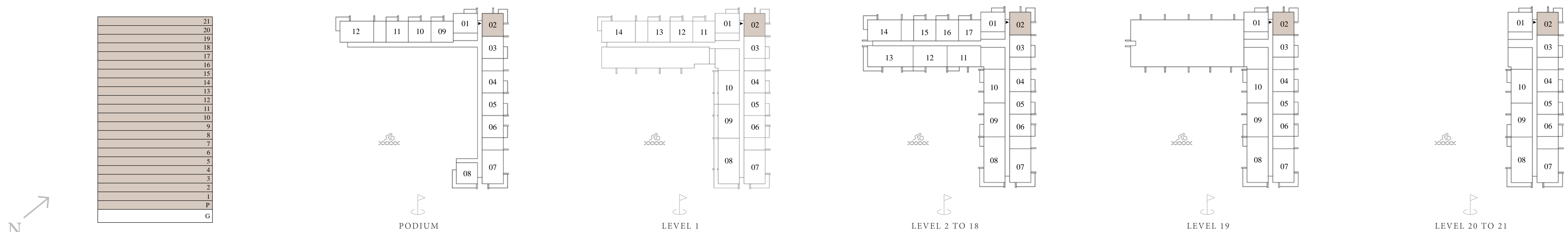
P02, 102, 202, 302, 402, 502, 602, 702, 802, 902, 1002, 1102, 1202,
1302, 1402, 1502, 1602, 1702, 1802, 1902, 2002, 2102

SUITE AREA	669.62 - 670.91 SQ.FT.	62.21 - 62.33 SQ.M.
BALCONY AREA	116.90 - 117.43 SQ.FT.	10.86 - 10.91 SQ.M.
TOTAL AREA	786.62 - 787.91 SQ.FT.	73.08 - 73.20 SQ.M.



KEY SECTION

KEY PLAN



FLOOR PLAN 1. All dimensions are in imperial and metric, and measured from finish to finish excluding construction tolerances. 2. All materials, dimensions, and drawings are approximate only. 3. Information is subject to change without notice, at developer's absolute discretion. 4. Actual area may vary from the stated area. 5. Drawings not to scale. 6. All images used are for illustrative purposes only and do not represent the actual size, features, specifications, fittings, and furnishings. 7. The developer reserves the right to make revisions / alterations, at it's absolute discretion, without any liability whatsoever.

EMAAR

Rosehill

DUBAI HILLS ESTATE

BLOCK B


1 BEDROOM TYPE 5B

UNITS

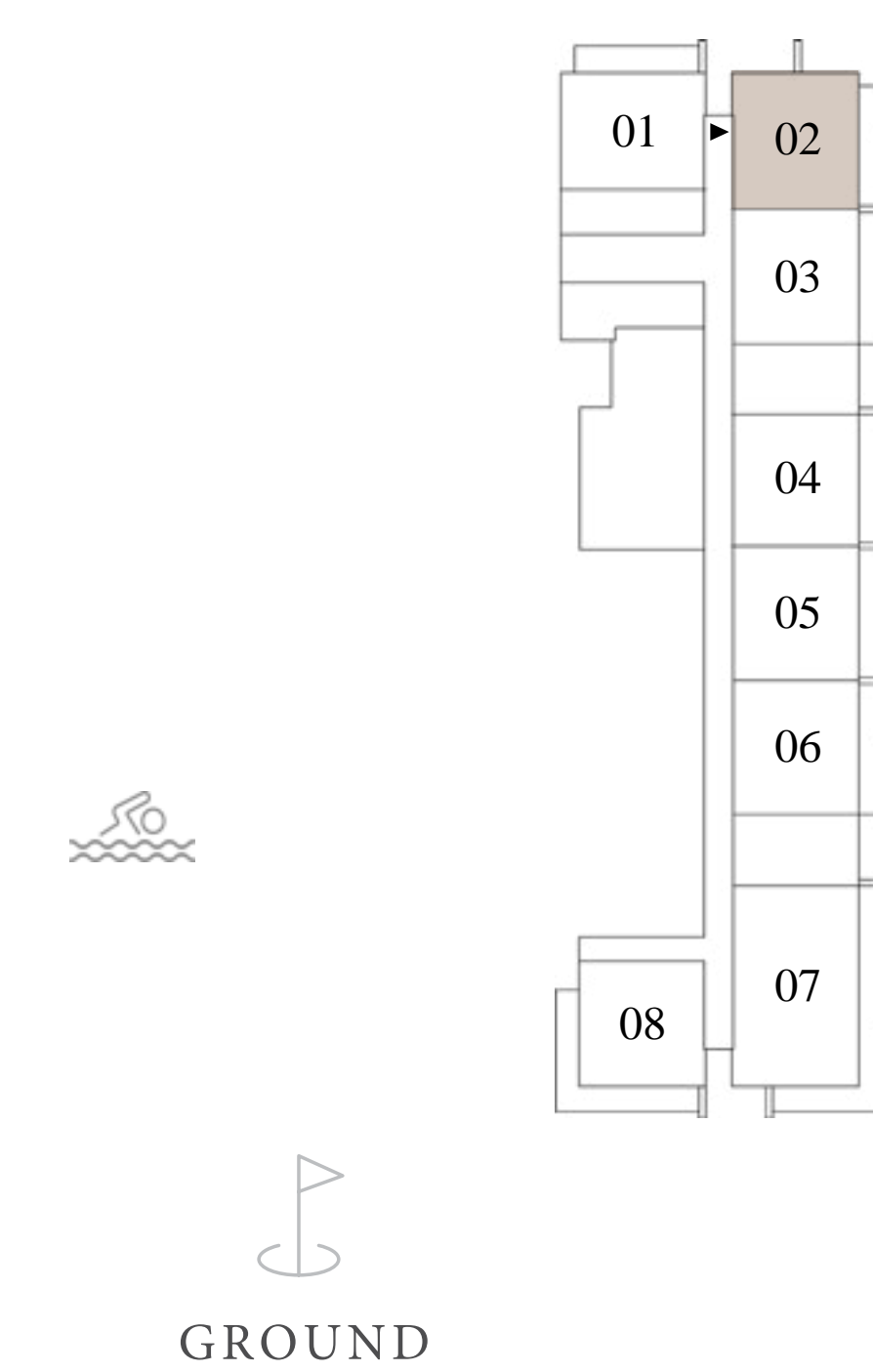
GO2

SUITE AREA	668.01 SQ.FT.	62.06 SQ.M.
BALCONY AREA	140.47 SQ.FT.	13.05 SQ.M.
TOTAL AREA	808.48 SQ.FT.	75.11 SQ.M.

KEY SECTION



KEY PLAN



FLOOR PLAN 1. All dimensions are in imperial and metric, and measured from finish to finish excluding construction tolerances. 2. All materials, dimensions, and drawings are approximate only. 3. Information is subject to change without notice, at developer's absolute discretion. 4. Actual area may vary from the stated area. 5. Drawings not to scale. 6. All images used are for illustrative purposes only and do not represent the actual size, features, specifications, fittings, and furnishings. 7. The developer reserves the right to make revisions / alterations, at it's absolute discretion, without any liability whatsoever.

Rosehill

DUBAI HILLS ESTATE


BLOCK B

1 BEDROOM TYPE 6A

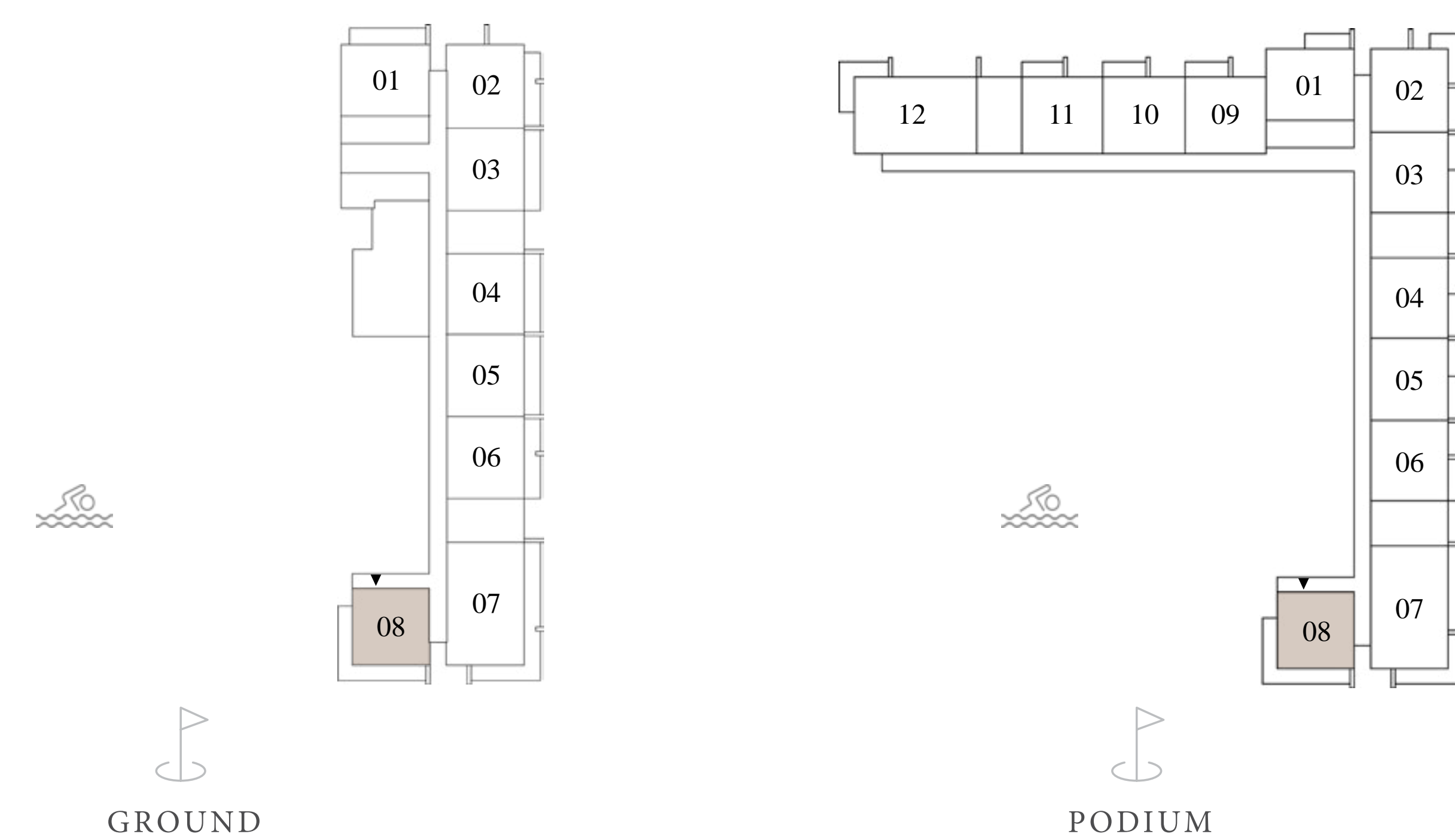
UNITS
G08, P08

SUITE AREA	599.87 - 599.98 SQ.FT.	55.73 - 55.74 SQ.M.
BALCONY AREA	241.97 - 244.34 SQ.FT.	22.48 - 22.70 SQ.M.
TOTAL AREA	841.84 - 844.32 SQ.FT.	78.21 - 78.44 SQ.M.

KEY SECTION



KEY PLAN



FLOOR PLAN 1. All dimensions are in imperial and metric, and measured from finish to finish excluding construction tolerances. 2. All materials, dimensions, and drawings are approximate only. 3. Information is subject to change without notice, at developer's absolute discretion. 4. Actual area may vary from the stated area. 5. Drawings not to scale. 6. All images used are for illustrative purposes only and do not represent the actual size, features, specifications, fittings, and furnishings. 7. The developer reserves the right to make revisions / alterations, at it's absolute discretion, without any liability whatsoever.

Rosehill

DUBAI HILLS ESTATE

BLOCK B

2 BEDROOM TYPE 3A

UNITS

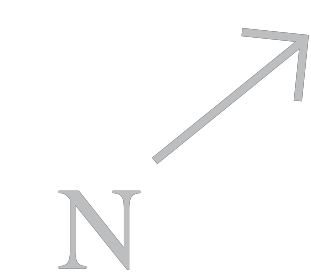
P07

SUITE AREA	1011.92 SQ.FT.	94.01 SQ.M.
BALCONY AREA	178.79 SQ.FT.	16.61 SQ.M.
TOTAL AREA	1190.71 SQ.FT.	110.62 SQ.M.

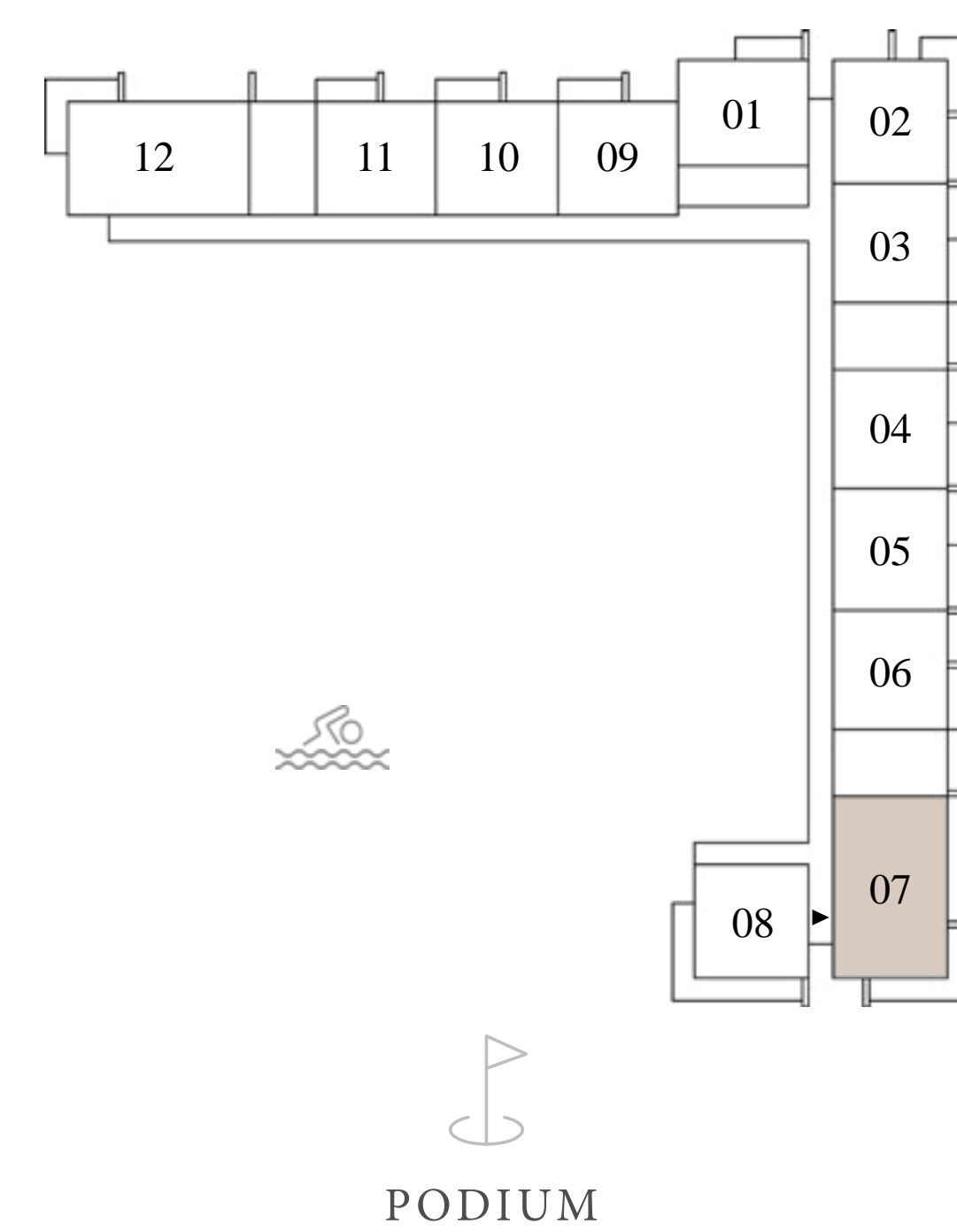


KEY SECTION

KEY PLAN



21
20
19
18
17
16
15
14
13
12
11
10
9
8
7
6
5
4
3
2
1
P
G



FLOOR PLAN 1. All dimensions are in imperial and metric, and measured from finish to finish excluding construction tolerances. 2. All materials, dimensions, and drawings are approximate only. 3. Information is subject to change without notice, at developer's absolute discretion. 4. Actual area may vary from the stated area. 5. Drawings not to scale. 6. All images used are for illustrative purposes only and do not represent the actual size, features, specifications, fittings, and furnishings. 7. The developer reserves the right to make revisions / alterations, at it's absolute discretion, without any liability whatsoever.

EMAAR

Rosehill

DUBAI HILLS ESTATE


BLOCK B

2 BEDROOM TYPE 3A

UNITS

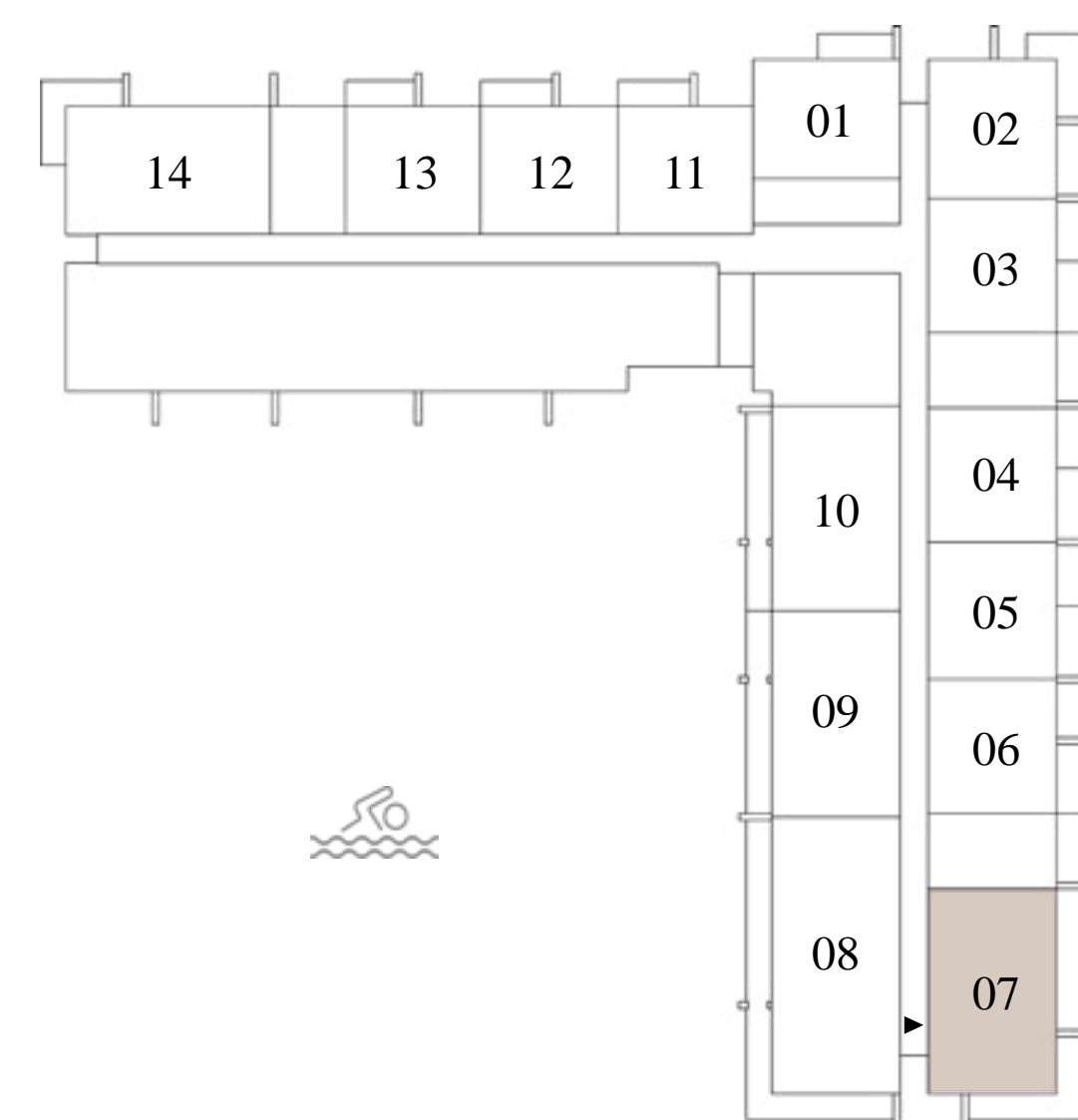

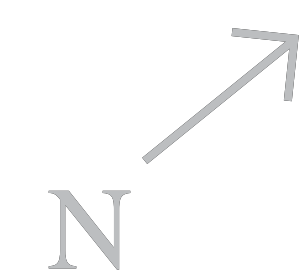
107, 207, 307, 407, 507, 607, 707, 807, 907, 1007, 1107, 1207, 1307,
1407, 1507, 1607, 1707, 1807, 1907, 2007, 2107

SUITE AREA	1016.76 SQ.FT.	94.46 SQ.M.
BALCONY AREA	178.25 SQ.FT.	16.56 SQ.M.
TOTAL AREA	1195.01 SQ.FT.	111.02 SQ.M.

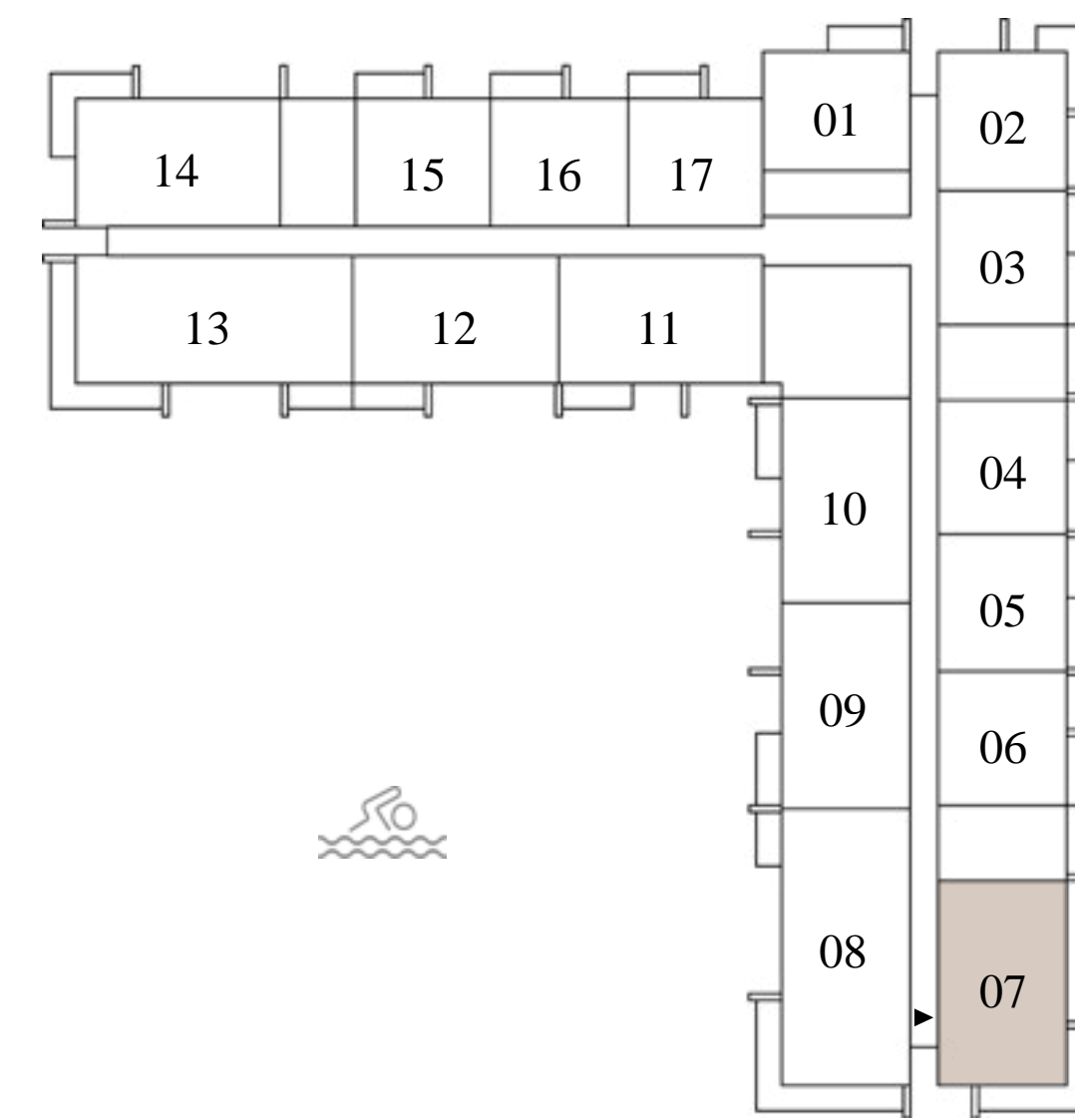


KEY SECTION

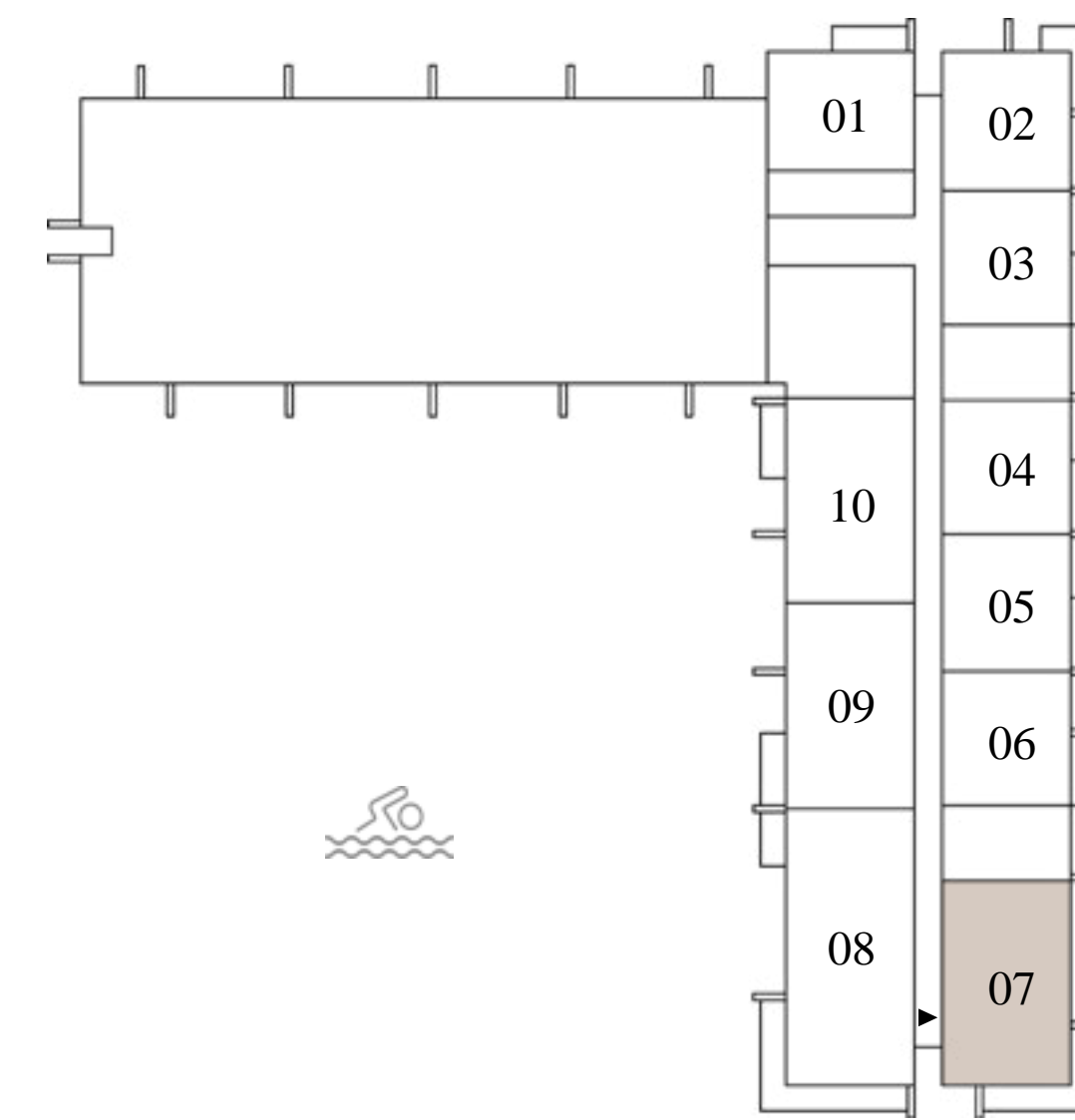
KEY PLAN



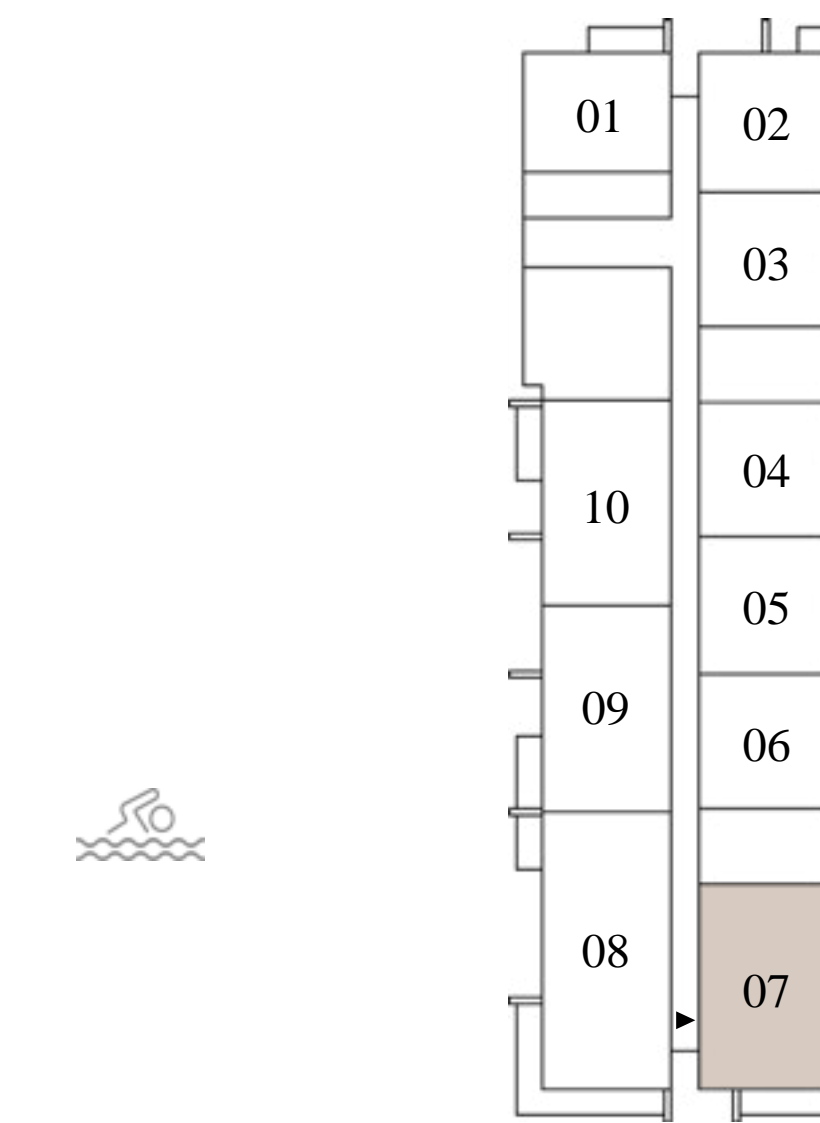
LEVEL 1



LEVEL 2 TO 18



LEVEL 19



LEVEL 20 TO 21

FLOOR PLAN 1. All dimensions are in imperial and metric, and measured from finish to finish excluding construction tolerances. 2. All materials, dimensions, and drawings are approximate only. 3. Information is subject to change without notice, at developer's absolute discretion. 4. Actual area may vary from the stated area. 5. Drawings not to scale. 6. All images used are for illustrative purposes only and do not represent the actual size, features, specifications, fittings, and furnishings. 7. The developer reserves the right to make revisions / alterations, at it's absolute discretion, without any liability whatsoever.

EMAAR

Rosehill

DUBAI HILLS ESTATE

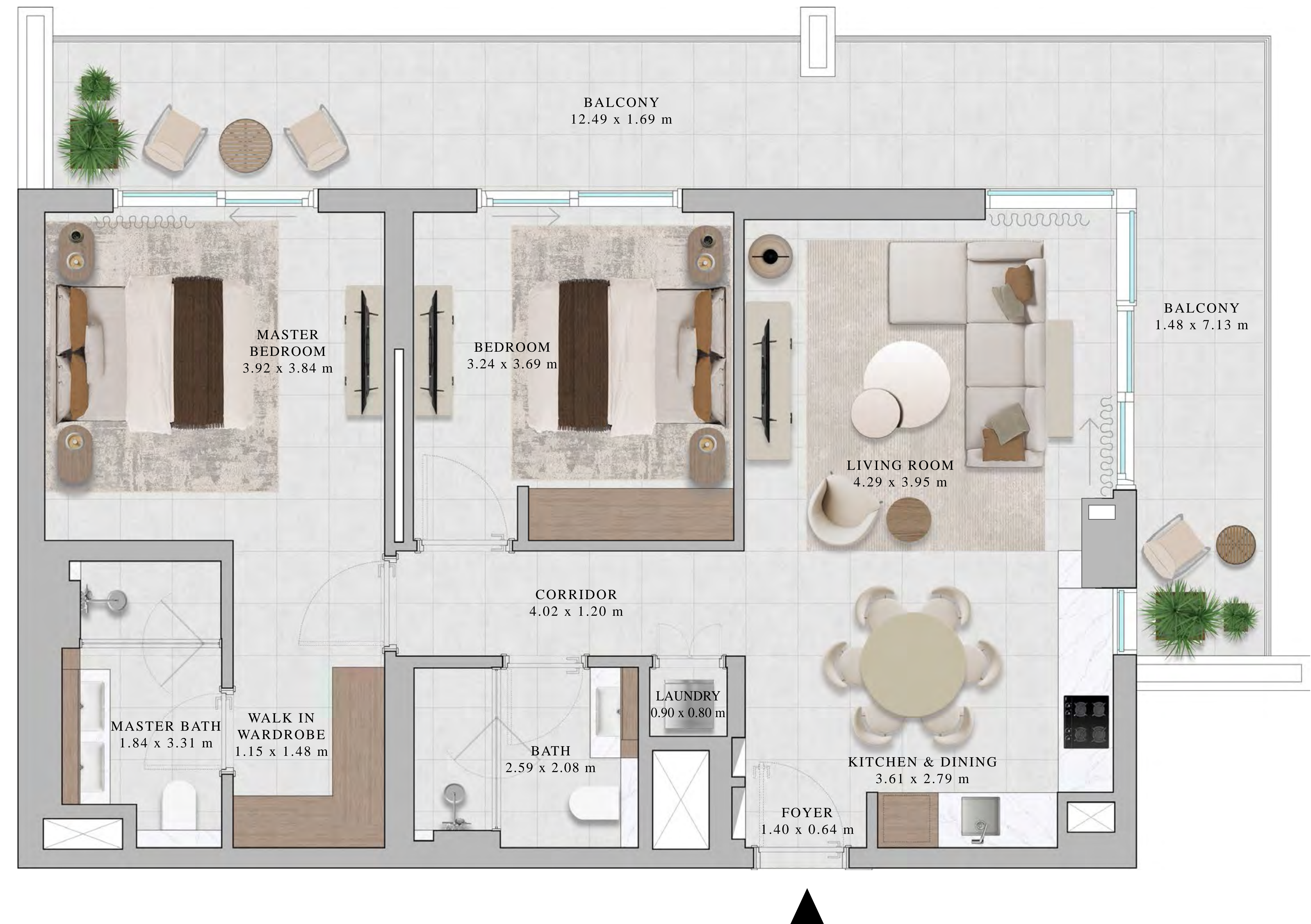
BLOCK B

2 BEDROOM TYPE 3B


UNITS

G 07

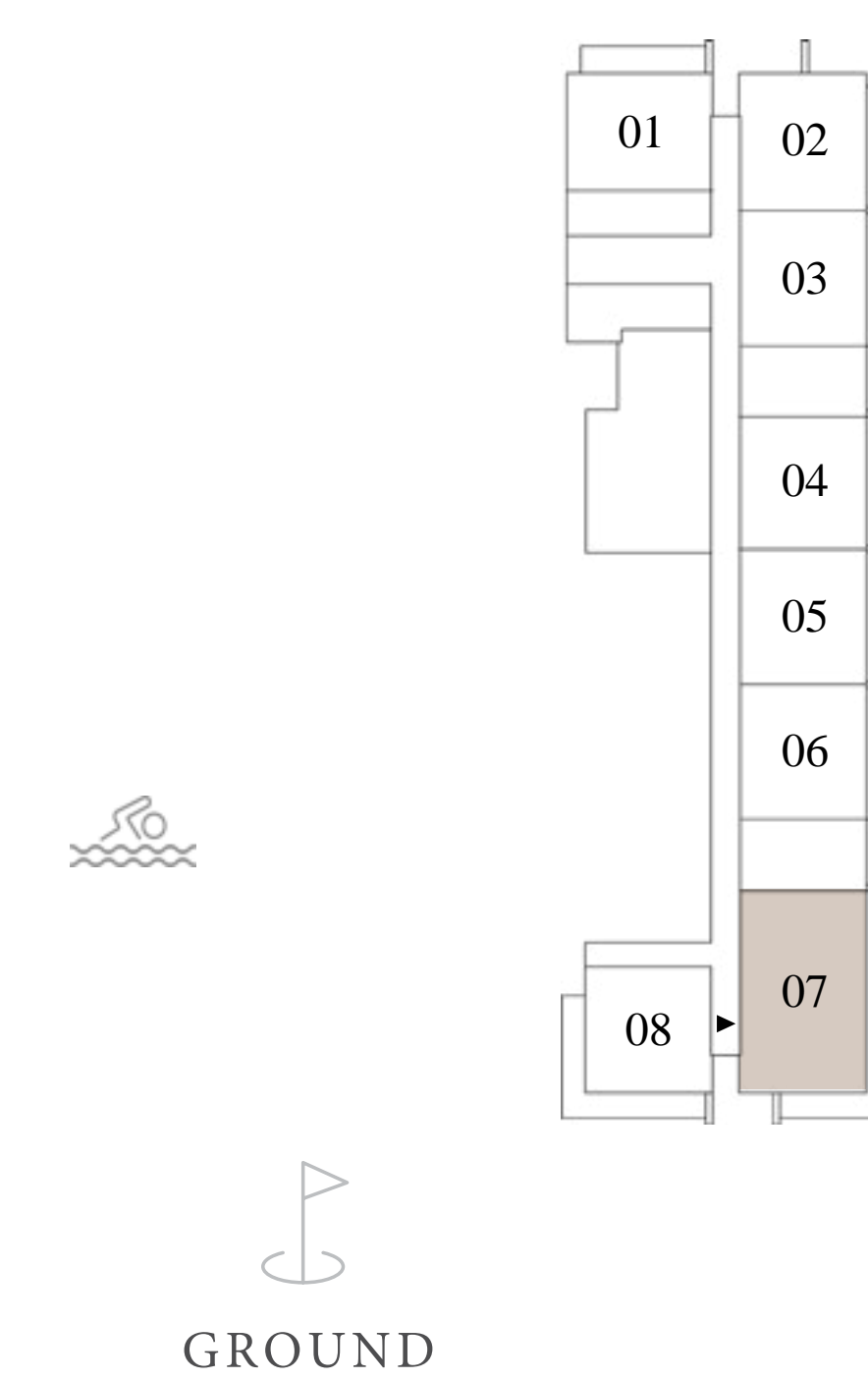
SUITE AREA	1010.30 SQ.FT.	93.86 SQ.M.
BALCONY AREA	354.56 SQ.FT.	32.94 SQ.M.
TOTAL AREA	1364.86 SQ.FT.	126.80 SQ.M.



KEY SECTION



KEY PLAN



FLOOR PLAN 1. All dimensions are in imperial and metric, and measured from finish to finish excluding construction tolerances. 2. All materials, dimensions, and drawings are approximate only. 3. Information is subject to change without notice, at developer's absolute discretion. 4. Actual area may vary from the stated area. 5. Drawings not to scale. 6. All images used are for illustrative purposes only and do not represent the actual size, features, specifications, fittings, and furnishings. 7. The developer reserves the right to make revisions / alterations, at it's absolute discretion, without any liability whatsoever.

Rosehill

DUBAI HILLS ESTATE

BLOCK B

2 BEDROOM TYPE 4A

UNITS

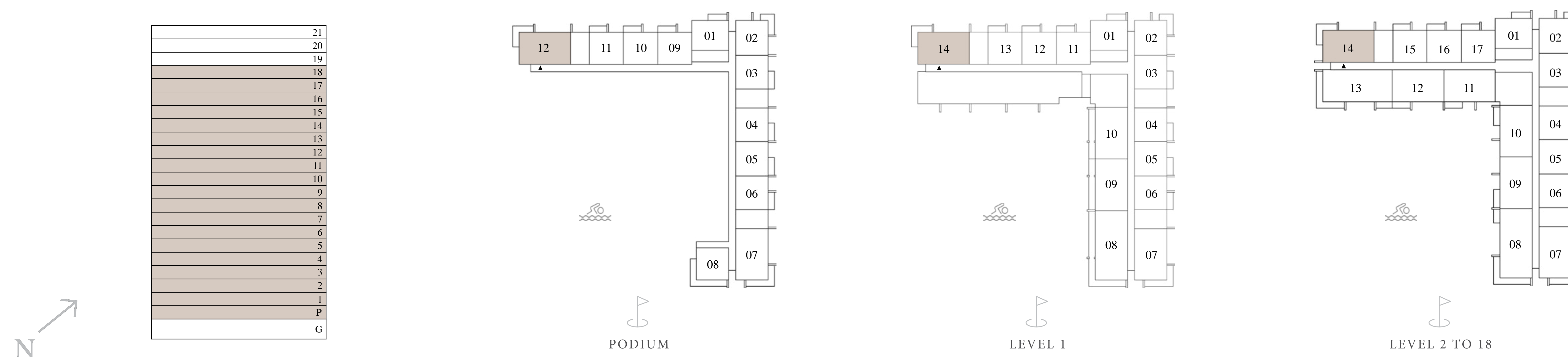
P12, 114, 214, 314, 414, 514, 614, 714, 814, 914, 1014, 1114, 1214,
1314, 1414, 1514, 1614, 1714, 1814

SUITE AREA	1011.59 - 1015.90 SQ.FT.	93.98 - 94.38 SQ.M.
BALCONY AREA	145.53 - 146.50 SQ.FT.	13.52 - 13.61 SQ.M.
TOTAL AREA	1158.09 - 1161.54 SQ.FT.	107.59 - 107.91 SQ.M.



KEY SECTION

KEY PLAN



FLOOR PLAN 1. All dimensions are in imperial and metric, and measured from finish to finish excluding construction tolerances. 2. All materials, dimensions, and drawings are approximate only. 3. Information is subject to change without notice, at developer's absolute discretion. 4. Actual area may vary from the stated area. 5. Drawings not to scale. 6. All images used are for illustrative purposes only and do not represent the actual size, features, specifications, fittings, and furnishings. 7. The developer reserves the right to make revisions / alterations, at it's absolute discretion, without any liability whatsoever.

Rosehill

DUBAI HILLS ESTATE

BLOCK B

2 BEDROOM TYPE 5A

UNITS

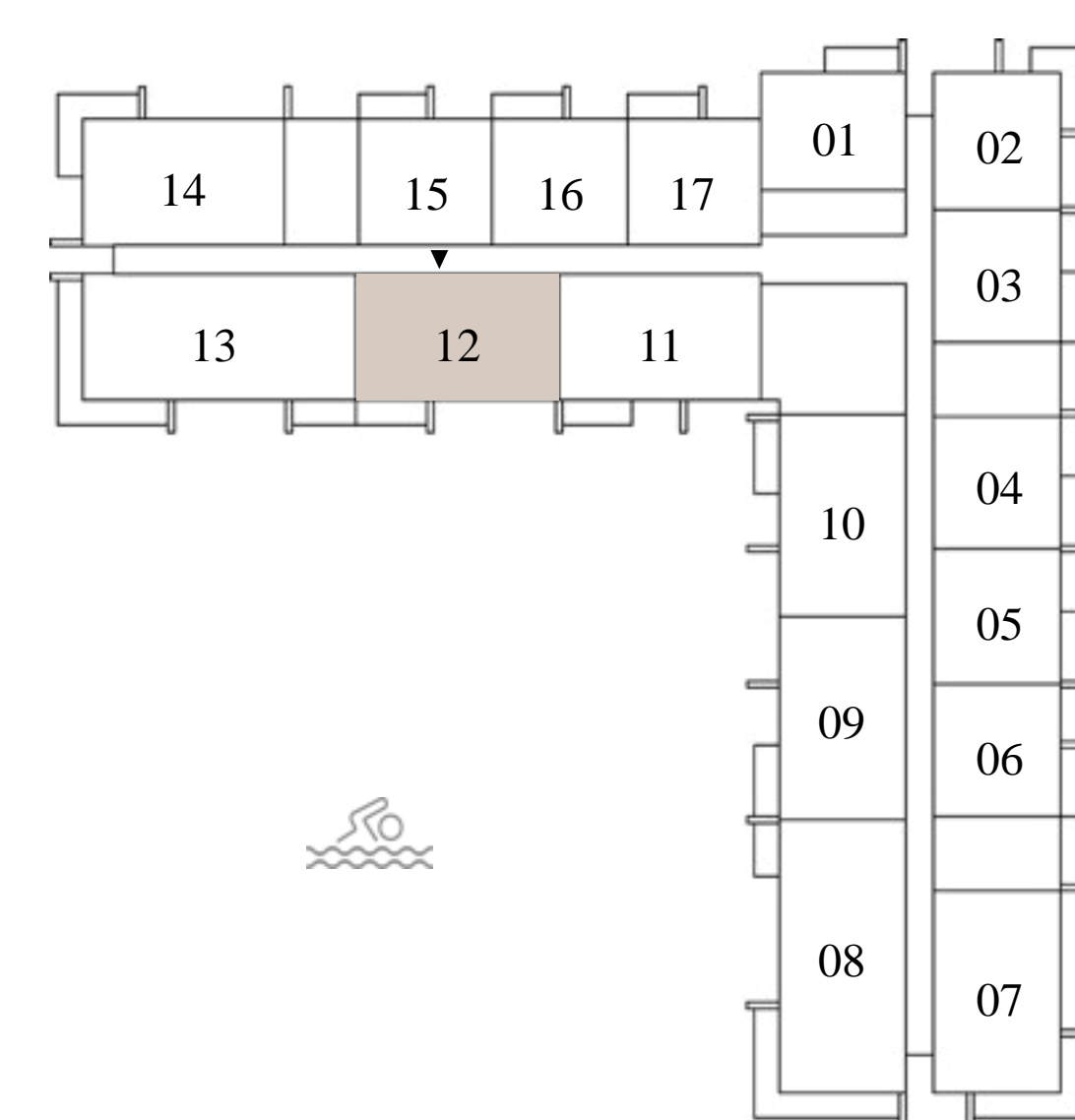

212, 312, 412, 512, 612, 712, 812, 912, 1012, 1112, 1212, 1312, 1412,
1512, 1612, 1712, 1812

SUITE AREA	1004.81 SQ.FT.	93.35 SQ.M.
BALCONY AREA	77.18 - 77.82 SQ.FT.	7.17 - 7.23 SQ.M.
TOTAL AREA	1081.99 - 1082.63 SQ.FT.	100.52 - 100.58 SQ.M.



KEY SECTION

KEY PLAN



LEVEL 2 TO 18

FLOOR PLAN 1. All dimensions are in imperial and metric, and measured from finish to finish excluding construction tolerances. 2. All materials, dimensions, and drawings are approximate only. 3. Information is subject to change without notice, at developer's absolute discretion. 4. Actual area may vary from the stated area. 5. Drawings not to scale. 6. All images used are for illustrative purposes only and do not represent the actual size, features, specifications, fittings, and furnishings. 7. The developer reserves the right to make revisions / alterations, at it's absolute discretion, without any liability whatsoever.

EMAAR

Rosehill

DUBAI HILLS ESTATE

BLOCK B


2 BEDROOM TYPE 5A

UNITS

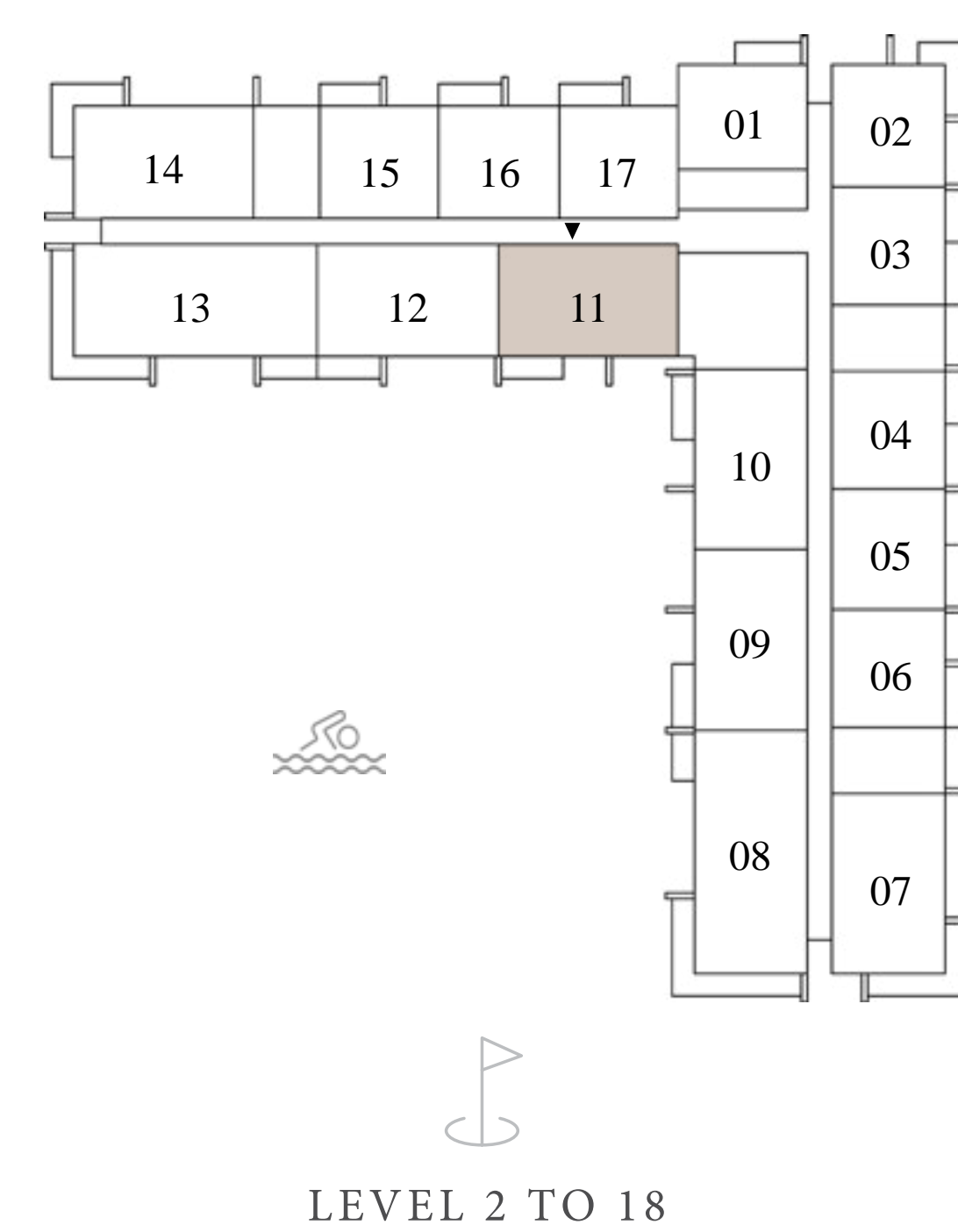
211, 311, 411, 511, 611, 711, 811, 911, 1011, 1111, 1211, 1311, 1411,
1511, 1611, 1711, 1811

SUITE AREA	1009.12 SQ.FT.	93.75 SQ.M.
BALCONY AREA	74.59 SQ.FT.	6.93 SQ.M.
TOTAL AREA	1083.71 SQ.FT.	100.68 SQ.M.

KEY SECTION



KEY PLAN



LEVEL 2 TO 18



FLOOR PLAN 1. All dimensions are in imperial and metric, and measured from finish to finish excluding construction tolerances. 2. All materials, dimensions, and drawings are approximate only. 3. Information is subject to change without notice, at developer's absolute discretion. 4. Actual area may vary from the stated area. 5. Drawings not to scale. 6. All images used are for illustrative purposes only and do not represent the actual size, features, specifications, fittings, and furnishings. 7. The developer reserves the right to make revisions / alterations, at it's absolute discretion, without any liability whatsoever.

EMAAR

Rosehill

DUBAI HILLS ESTATE

BLOCK B

2 BEDROOM TYPE 5B

UNITS

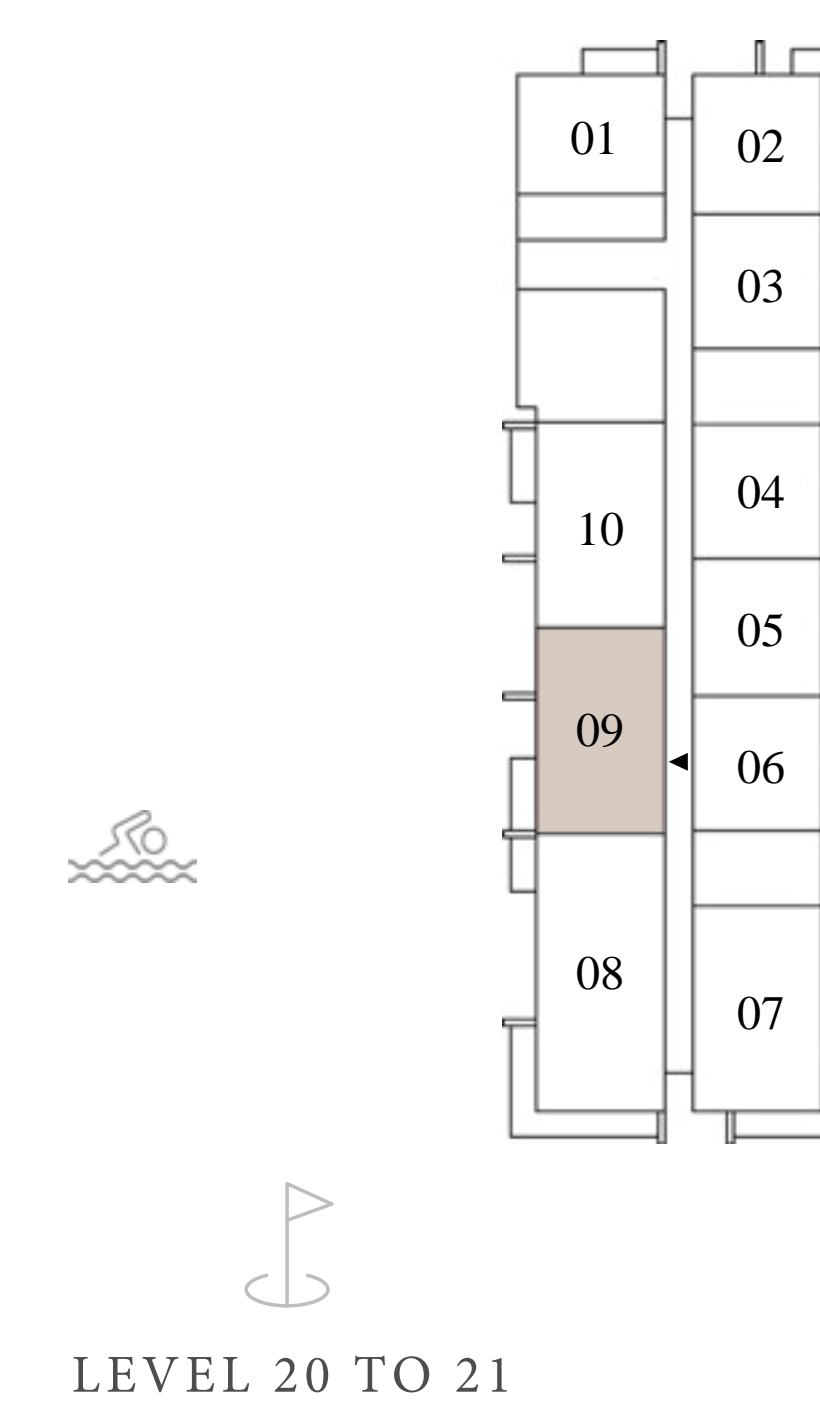
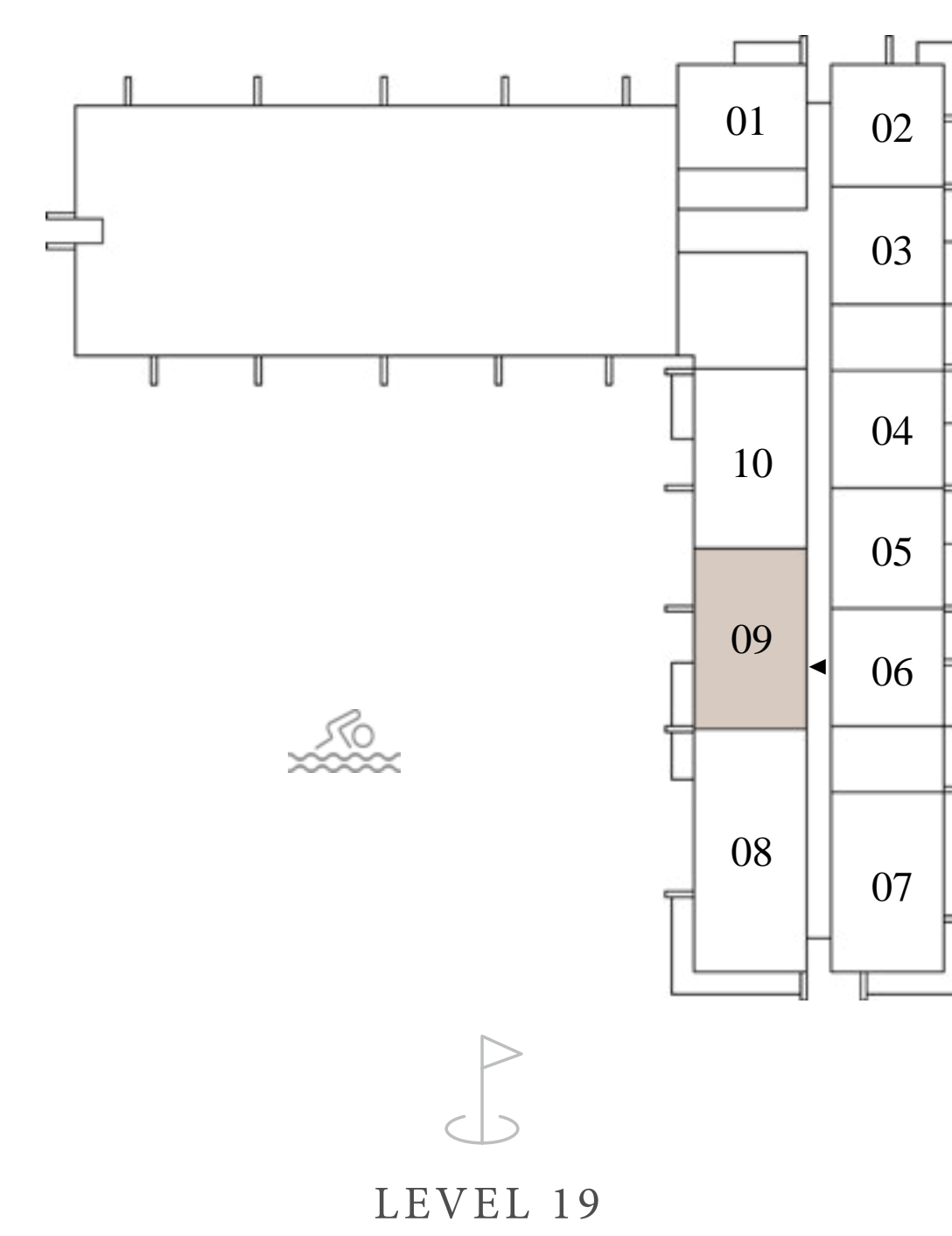
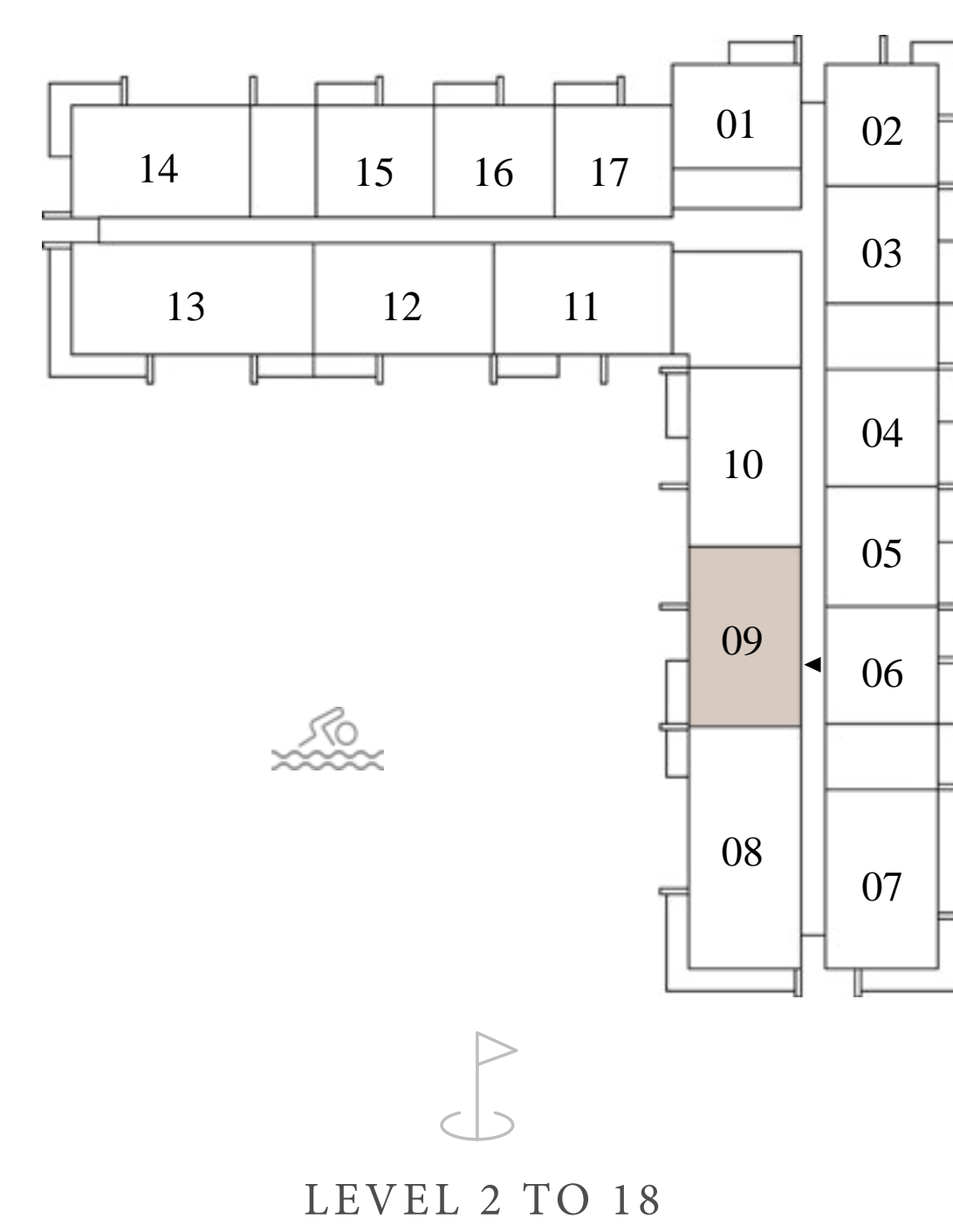
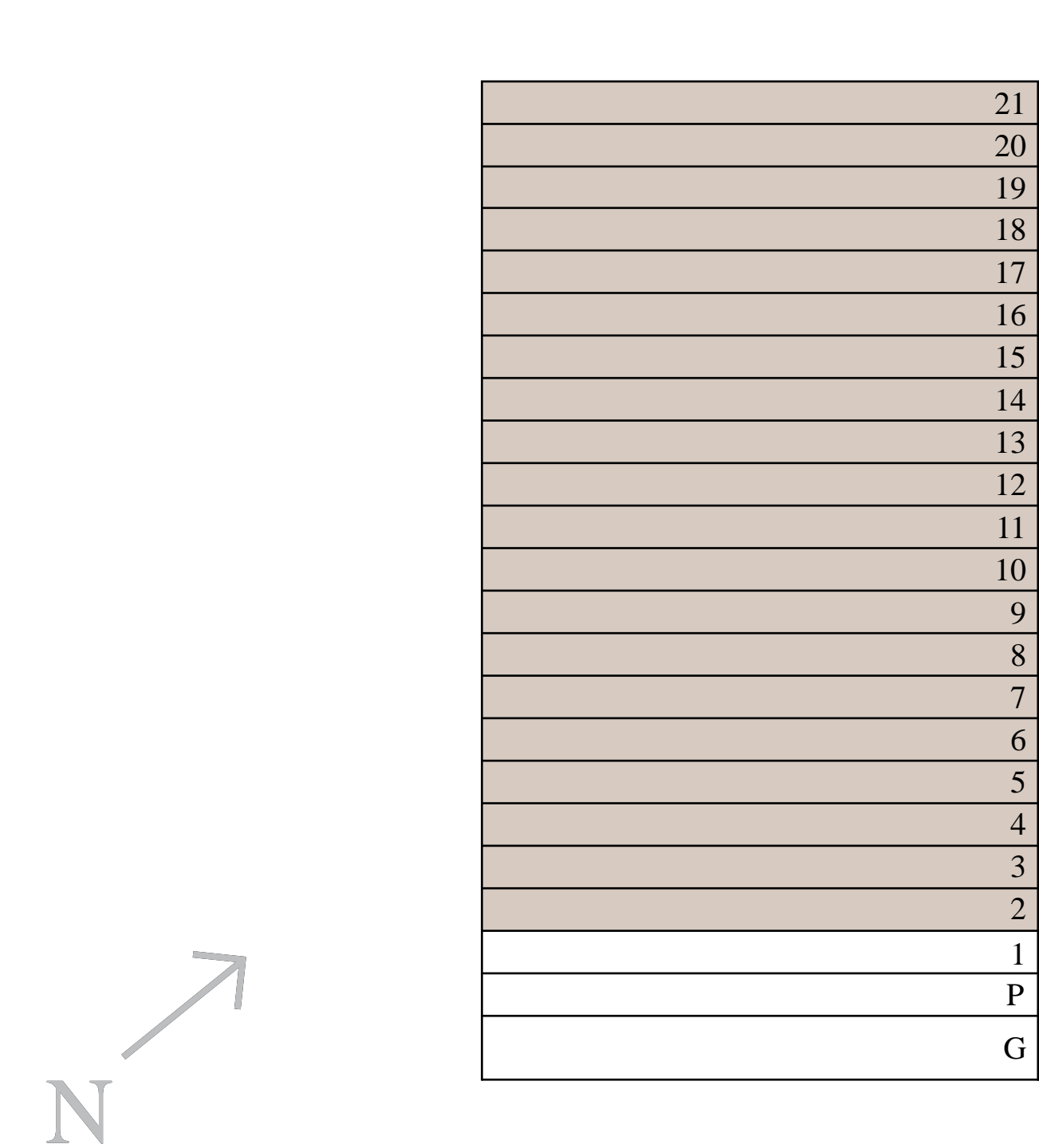
209, 309, 409, 509, 609, 709, 809, 909, 1009, 1109, 1209, 1309, 1409,
1509, 1609, 1709, 1809, 1909, 2009, 2109

SUITE AREA	1004.38 - 1004.81 SQ.FT.	93.31 - 93.35 SQ.M.
BALCONY AREA	76.64 - 77.82 SQ.FT.	7.12 - 7.23 SQ.M.
TOTAL AREA	1081.02 - 1082.63 SQ.FT.	100.43 - 100.58 SQ.M.



KEY SECTION

KEY PLAN



FLOOR PLAN 1. All dimensions are in imperial and metric, and measured from finish to finish excluding construction tolerances. 2. All materials, dimensions, and drawings are approximate only. 3. Information is subject to change without notice, at developer's absolute discretion. 4. Actual area may vary from the stated area. 5. Drawings not to scale. 6. All images used are for illustrative purposes only and do not represent the actual size, features, specifications, fittings, and furnishings. 7. The developer reserves the right to make revisions / alterations, at it's absolute discretion, without any liability whatsoever.

EMAAR

Rosehill

DUBAI HILLS ESTATE

BLOCK B

2 BEDROOM TYPE 5B

UNITS

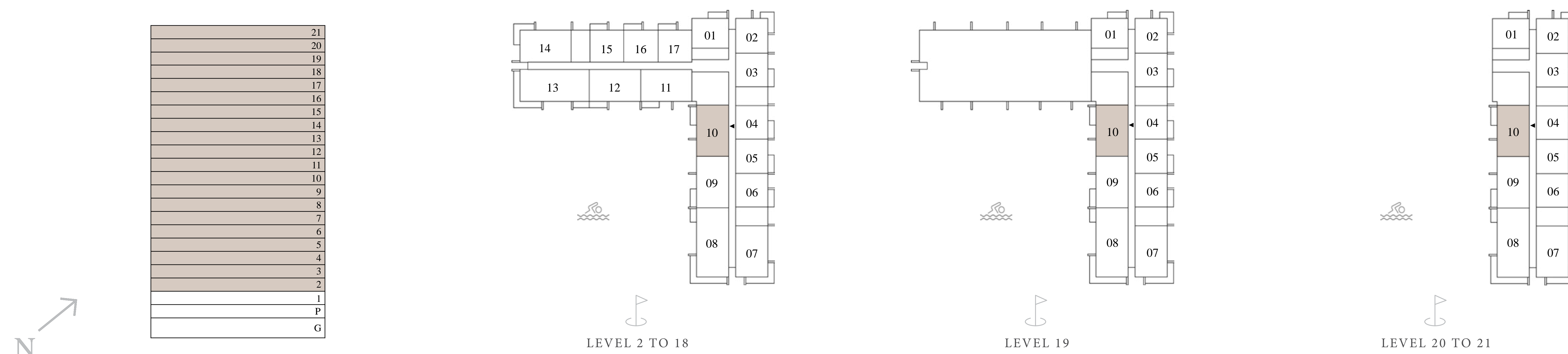
210, 310, 410, 510, 610, 710, 810, 910, 1010, 1110, 1210, 1310, 1410,
1510, 1610, 1710, 1810, 1910, 2010, 2110

SUITE AREA	1004.38 - 1004.81 SQ.FT.	93.31 - 93.35 SQ.M.
BALCONY AREA	76.64 - 77.82 SQ.FT.	7.12 - 7.23 SQ.M.
TOTAL AREA	1081.02 - 1082.63 SQ.FT.	100.43 - 100.58 SQ.M.



KEY SECTION

KEY PLAN



FLOOR PLAN 1. All dimensions are in imperial and metric, and measured from finish to finish excluding construction tolerances. 2. All materials, dimensions, and drawings are approximate only. 3. Information is subject to change without notice, at developer's absolute discretion. 4. Actual area may vary from the stated area. 5. Drawings not to scale. 6. All images used are for illustrative purposes only and do not represent the actual size, features, specifications, fittings, and furnishings. 7. The developer reserves the right to make revisions / alterations, at it's absolute discretion, without any liability whatsoever.

EMAAR

Rosehill

DUBAI HILLS ESTATE


BLOCK B

2 BEDROOM TYPE 5C

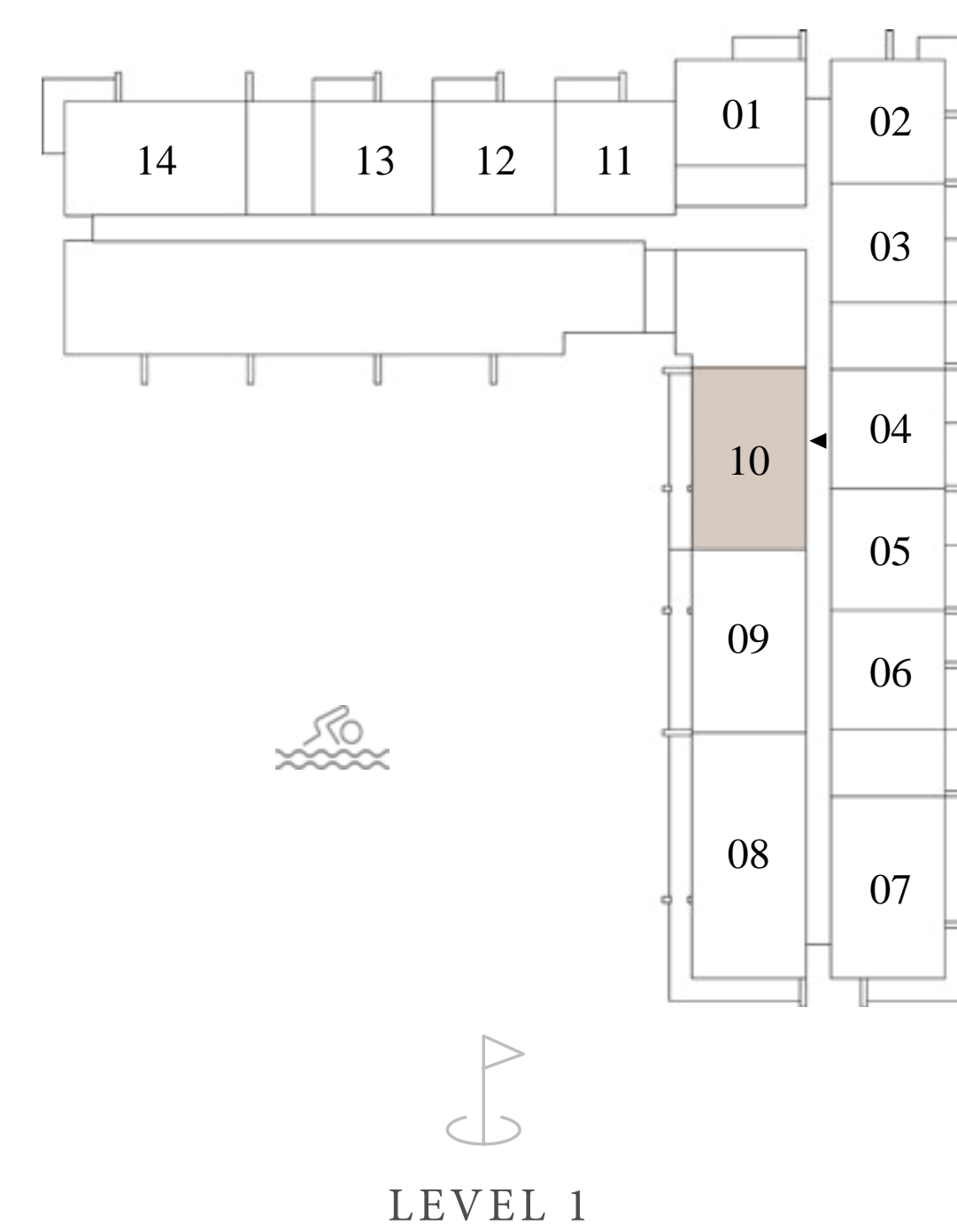
UNITS
110

SUITE AREA	1004.81 SQ.FT.	93.35 SQ.M.
BALCONY AREA	209.90 SQ.FT.	19.5 SQ.M.
TOTAL AREA	1214.71 SQ.FT.	112.85 SQ.M.

KEY SECTION



KEY PLAN



FLOOR PLAN 1. All dimensions are in imperial and metric, and measured from finish to finish excluding construction tolerances. 2. All materials, dimensions, and drawings are approximate only. 3. Information is subject to change without notice, at developer's absolute discretion. 4. Actual area may vary from the stated area. 5. Drawings not to scale. 6. All images used are for illustrative purposes only and do not represent the actual size, features, specifications, fittings, and furnishings. 7. The developer reserves the right to make revisions / alterations, at it's absolute discretion, without any liability whatsoever.

Rosehill

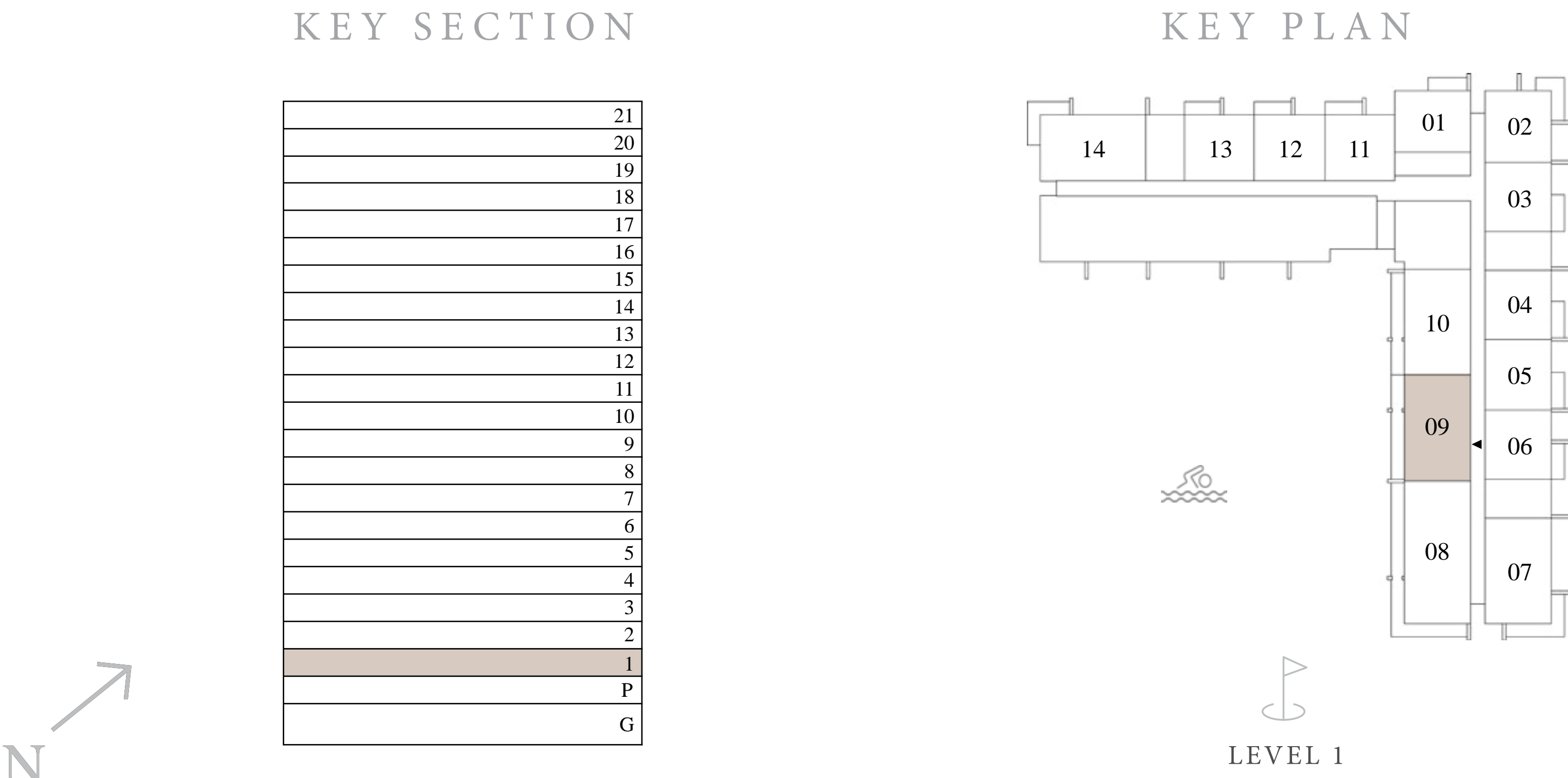
DUBAI HILLS ESTATE

BLOCK B

2 BEDROOM TYPE 5D

UNITS
109

SUITE AREA	1004.49 SQ.FT.	93.32 SQ.M.
BALCONY AREA	214.96 SQ.FT.	19.97 SQ.M.
TOTAL AREA	1219.45 SQ.FT.	113.29 SQ.M.



FLOOR PLAN 1. All dimensions are in imperial and metric, and measured from finish to finish excluding construction tolerances. 2. All materials, dimensions, and drawings are approximate only. 3. Information is subject to change without notice, at developer's absolute discretion. 4. Actual area may vary from the stated area. 5. Drawings not to scale. 6. All images used are for illustrative purposes only and do not represent the actual size, features, specifications, fittings, and furnishings. 7. The developer reserves the right to make revisions / alterations, at it's absolute discretion, without any liability whatsoever.

Rosehill

DUBAI HILLS ESTATE

BLOCK B

3 BEDROOM TYPE 3A


UNITS

208, 308, 408, 508, 608, 708, 808, 908, 1008, 1108, 1208, 1308, 1408,
1508, 1608, 1708, 1808, 1908, 2008, 2108

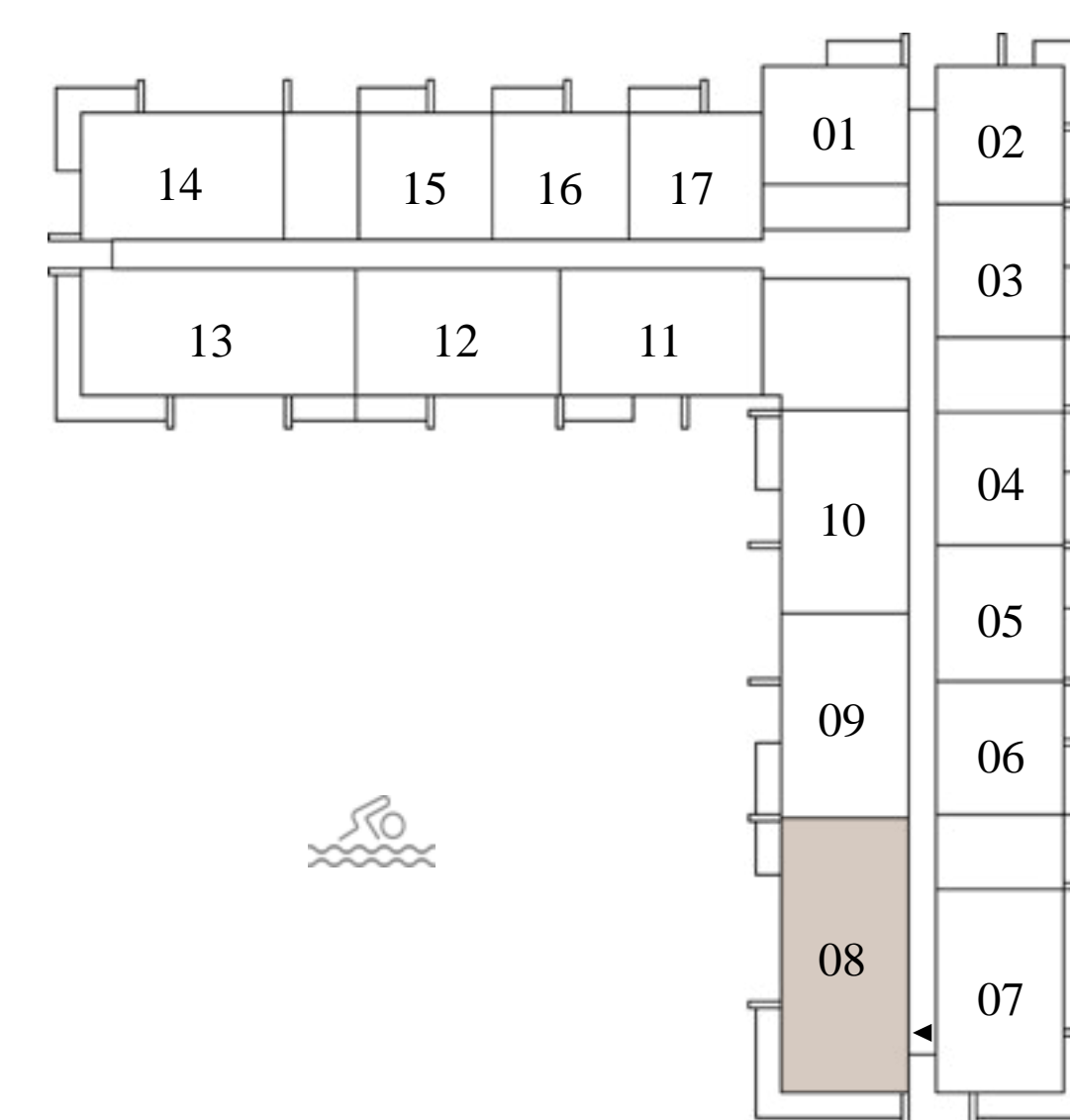
SUITE AREA	1354.75 SQ.FT.	125.86 SQ.M.
BALCONY AREA	301.71 SQ.FT.	28.03 SQ.M.
TOTAL AREA	1656.46 SQ.FT.	153.89 SQ.M.



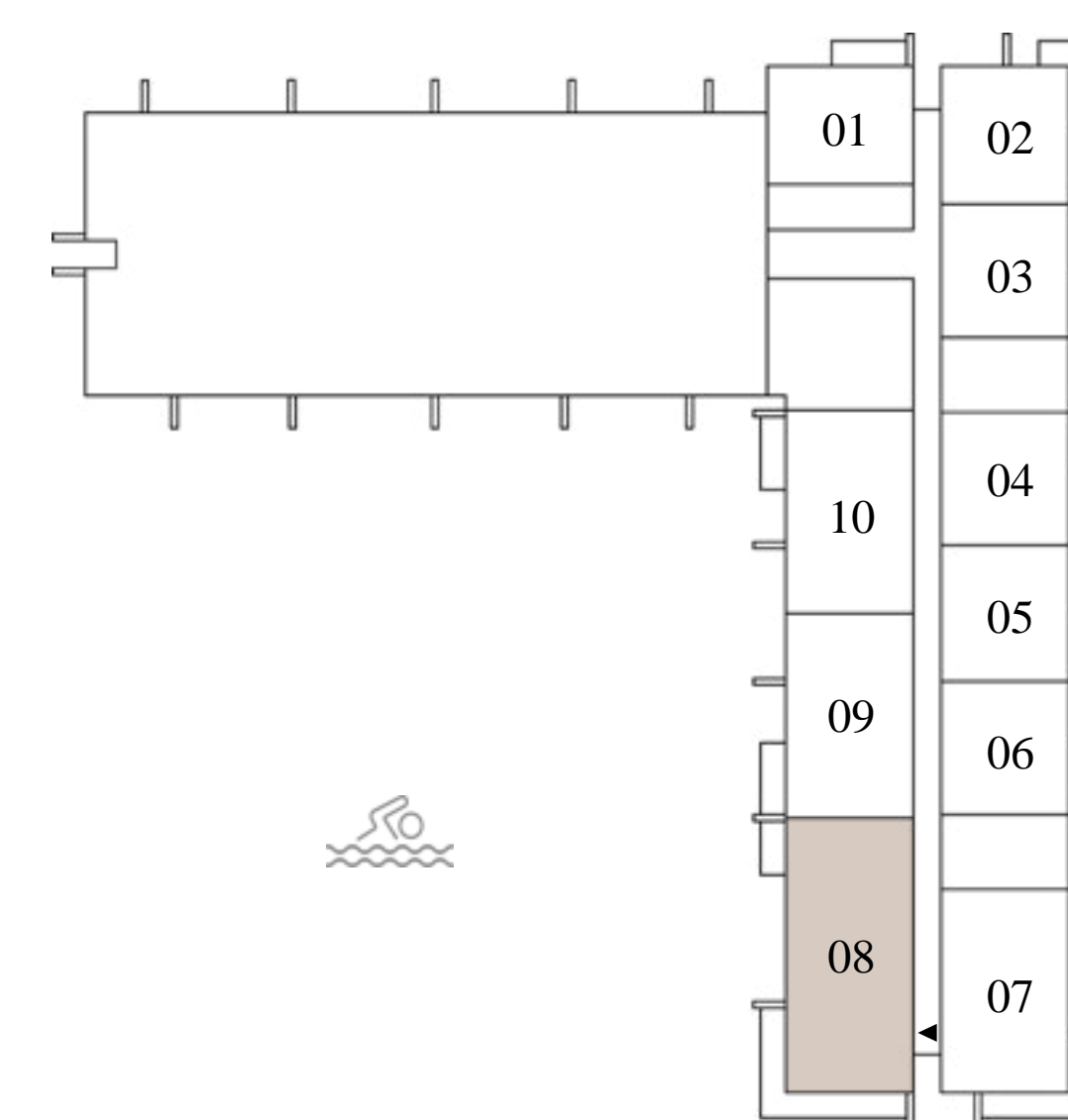
KEY SECTION



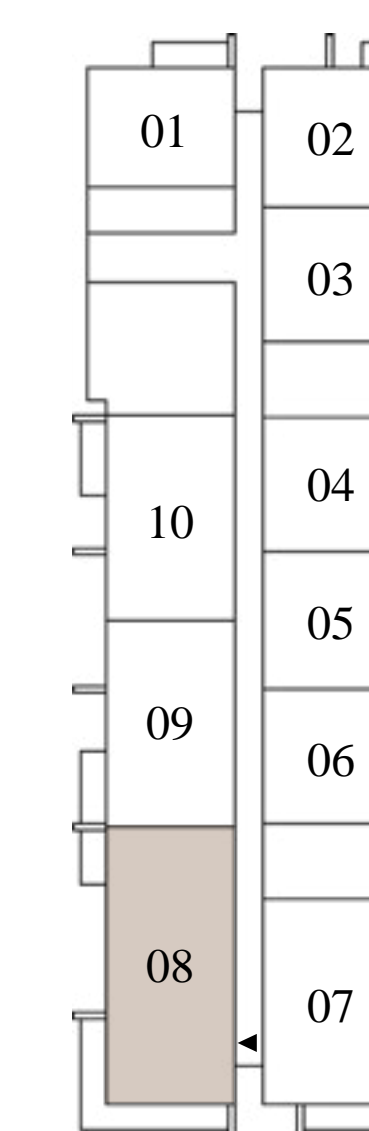
KEY PLAN



LEVEL 2 TO 18



LEVEL 19



LEVEL 20 TO 21

FLOOR PLAN 1. All dimensions are in imperial and metric, and measured from finish to finish excluding construction tolerances. 2. All materials, dimensions, and drawings are approximate only. 3. Information is subject to change without notice, at developer's absolute discretion. 4. Actual area may vary from the stated area. 5. Drawings not to scale. 6. All images used are for illustrative purposes only and do not represent the actual size, features, specifications, fittings, and furnishings. 7. The developer reserves the right to make revisions / alterations, at it's absolute discretion, without any liability whatsoever.

EMAAR

Rosehill

DUBAI HILLS ESTATE

BLOCK B

3 BEDROOM TYPE 3B

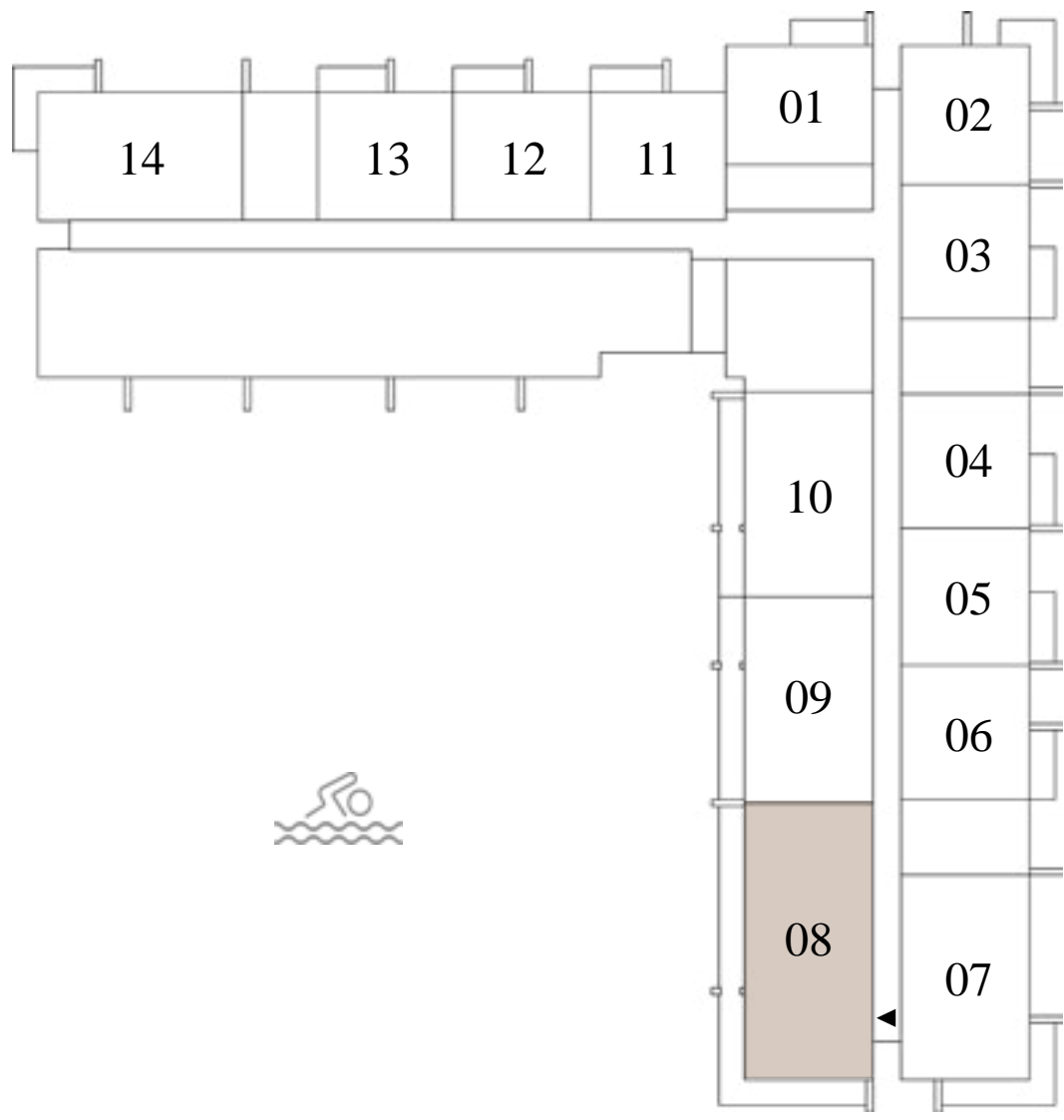
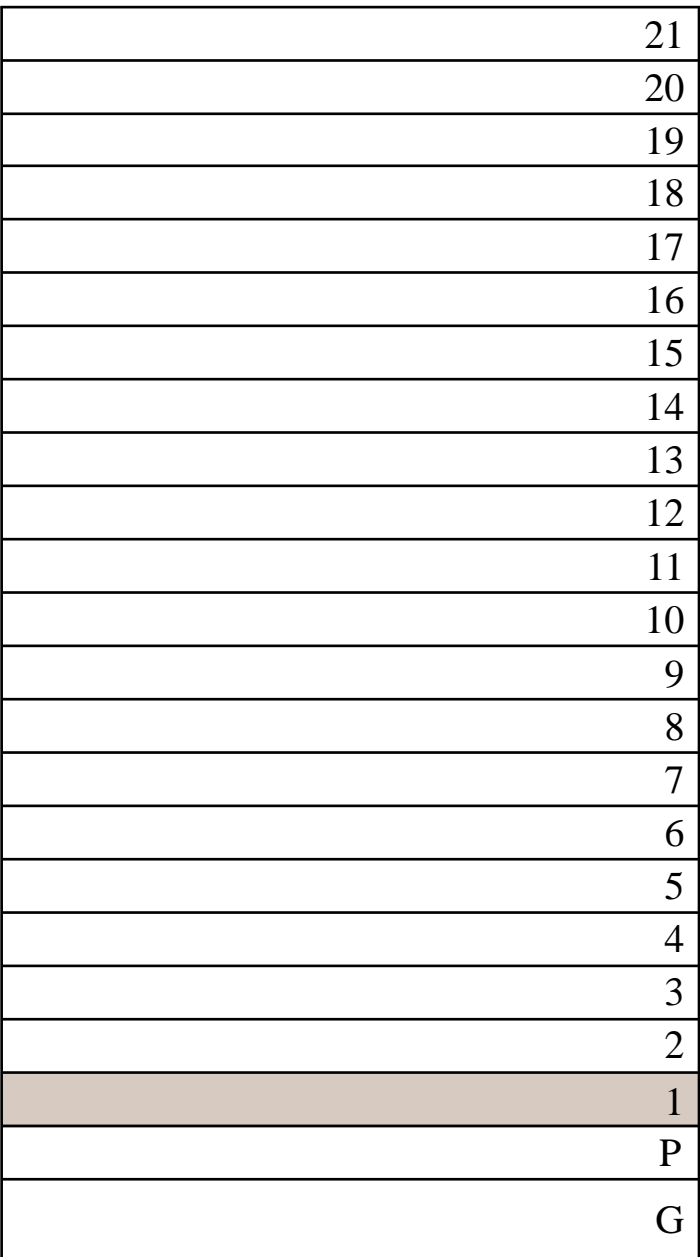
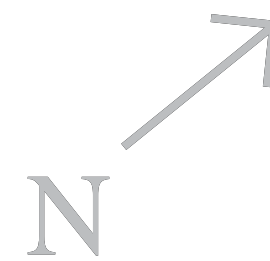
UNITS
108

SUITE AREA	1355.28 SQ.FT.	125.91 SQ.M.
BALCONY AREA	443.47 SQ.FT.	41.20 SQ.M.
TOTAL AREA	1798.75 SQ.FT.	167.11 SQ.M.



KEY SECTION

KEY PLAN



LEVEL 1

FLOOR PLAN 1. All dimensions are in imperial and metric, and measured from finish to finish excluding construction tolerances. 2. All materials, dimensions, and drawings are approximate only. 3. Information is subject to change without notice, at developer's absolute discretion. 4. Actual area may vary from the stated area. 5. Drawings not to scale. 6. All images used are for illustrative purposes only and do not represent the actual size, features, specifications, fittings, and furnishings. 7. The developer reserves the right to make revisions / alterations, at it's absolute discretion, without any liability whatsoever.

Rosehill

DUBAI HILLS ESTATE

BLOCK B

3 BEDROOM TYPE 4A

UNITS

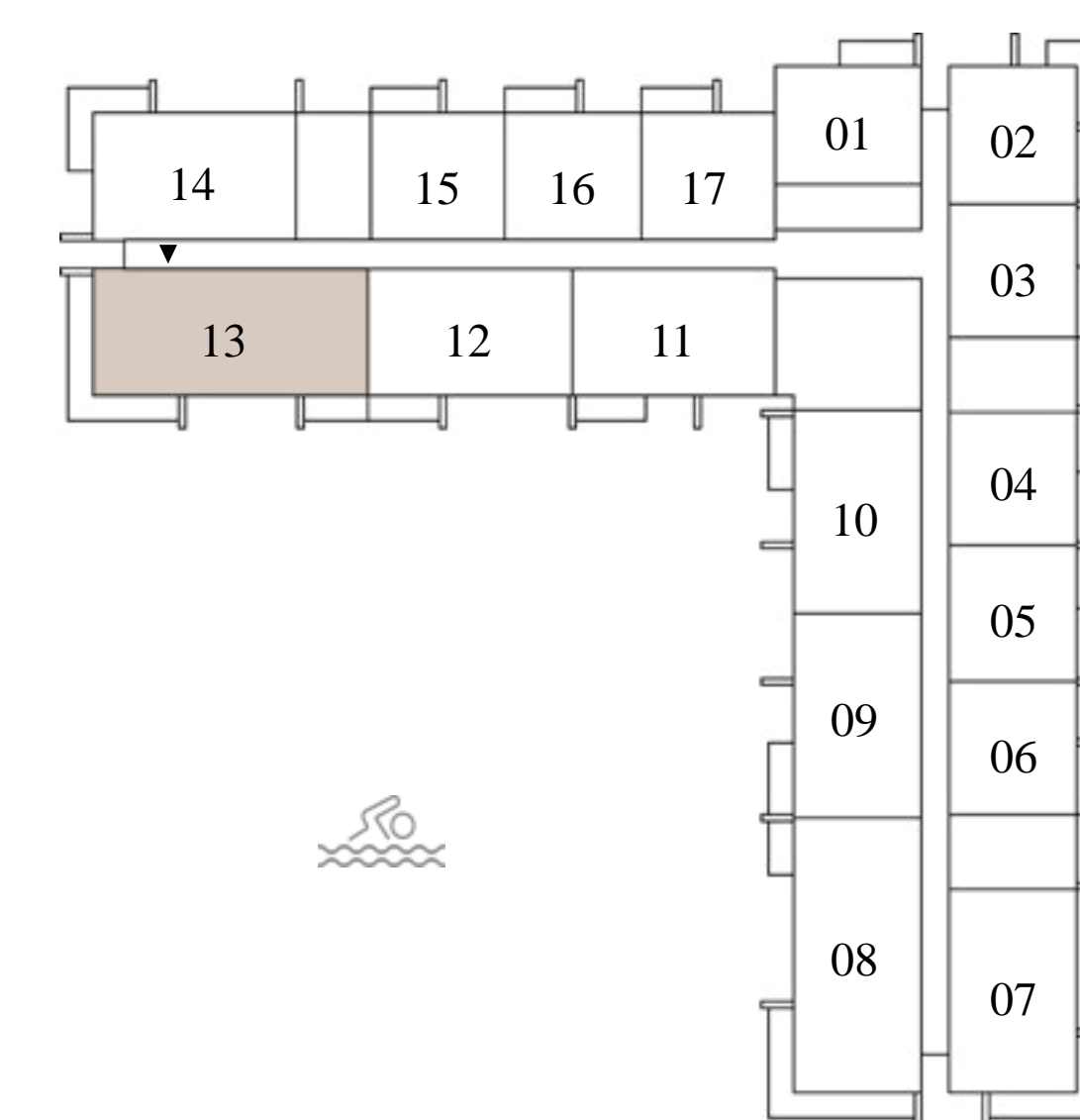

213, 313, 413, 513, 613, 713, 813, 913, 1013, 1113, 1213, 1313, 1413,
1513, 1613, 1713, 1813

SUITE AREA	1351.95 SQ.FT.	125.60 SQ.M.
BALCONY AREA	317.97 SQ.FT.	29.54 SQ.M.
TOTAL AREA	1669.92 SQ.FT.	155.14 SQ.M.



KEY SECTION

KEY PLAN



LEVEL 2 TO 18

FLOOR PLAN 1. All dimensions are in imperial and metric, and measured from finish to finish excluding construction tolerances. 2. All materials, dimensions, and drawings are approximate only. 3. Information is subject to change without notice, at developer's absolute discretion. 4. Actual area may vary from the stated area. 5. Drawings not to scale. 6. All images used are for illustrative purposes only and do not represent the actual size, features, specifications, fittings, and furnishings. 7. The developer reserves the right to make revisions / alterations, at it's absolute discretion, without any liability whatsoever.

EMAAR